

Advancing
Student Lives.

Powering
The Nation.



Who We Are

Our mission is to advance student lives by empowering them to engage in today's economic opportunities and equipping them with the education, professional skills, and career training they need to obtain livable wage employment in the communities in which they live.

Since 2007, Graduation Alliance has partnered with more than 250 state agencies, school districts, community colleges, and workforce boards around the country to recruit, re-enroll, educate, and mentor students.

What We Do



Re-Engagement Experts
We get students back others can't



Flexibility
Facility Based | Blended | Online



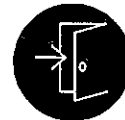
Technology
WiFi-Enabled Laptops | Proprietary portal
with algorithms to inform intervention



Robust Support
Academic Coaches, Local Advocates,
Tutors, Teachers



Student Relevance
Employability Skills, Digital Literacy,
and Financial Literacy Certifications



Multiple Pathways
Regionally-Accredited HS Diploma |
Career Pathways | Industry Credentials
Post-secondary Options | Employer Partnerships



Social Emotional Learning Assessments
ScholarCentric Resilience and College & Career
Readiness Assessments and Interventions



Career & College Readiness Platform
AdvancePath, Career Exploration and Planning

Key Stats

- **Worked with ~6,000 students in 2018**
- **Average monthly credit earned rate: .55 (HS age) and .71 (adults)**
- **On target to graduate ~2,000 students in 2018**

2018 22+ Cohort Graduation Rate by Credits Needed at Intake

| 0-5 Credits | 5-10 Credits | 10-15 Credits |
|-------------|--------------|---------------|
| 69% | 45% | 29% |

2018 HS-Age Cohort Graduation Rate by Credits Needed at Intake

| 0-5 Credits | 5-10 Credits | 10-15 Credits |
|-------------|--------------|---------------|
| 64% | 30% | 10% |

Adult HS Completion Programs operated by Graduation Alliance

- 22+ Program - 7 Community Colleges throughout OH (see Case Study to follow)
- 23+ Program - MI Workforce Development Agency

HS-Age Blended Learning Programs operated by Graduation Alliance

- Washington State
- Michigan
- Iowa
- Ohio
- Louisiana
- North Carolina

Beyond The Diploma

We offer a career services team to help students prepare for their transition to what comes next, whether that is employment or additional training.

We partner with institutions to provide pathways to post-secondary education and career training, complete with preferential enrollment, dual credit opportunities, and early financial aid reviews.



Ohio Adult Diploma Program Case Study

The legislature in Ohio authorized a pay-for-performance adult high school diploma program. The response to the program has been significant. Graduation Alliance is currently operating programs on behalf of seven – and soon to be nine - community colleges. Student demand for the program far exceeds the available funding.

Community College Partners

COLUMBUS STATE
COMMUNITY COLLEGE



Stark State
COLLEGE



Lorain County
Community College

ZANE STATE COLLEGE
ZSC



OWENS
COMMUNITY COLLEGE




SOUTHERN STATE
COMMUNITY COLLEGE

Northwest State
Community College



UNIVERSITY OF
RIO GRANDE
AND RIO GRANDE COMMUNITY COLLEGE

OHIO 22+ ADULT DIPLOMA PROGRAM



Providers

We operate programs on behalf of 7 community colleges and enroll ~60% of participating students in the state.




Students

Currently, we serve ~1,000 students and graduate a little over 50%; the grad rate for students with 0-5 credits to go is 69%.



Locating

We use social media (one of our core competencies) to locate interested students.



Ohio Student Demographic Data

- The median age is 29
- 73% are caregivers for their family
- 27% earn above minimum wage
- 40% have experienced homelessness in their lifetime
- 27% want to attend college
- 35% want to attain their HS diploma to be a role model for their children

Ohio 22+ Success Data – 50% grad rate

- These programs make good policy sense for states and communities and are transformational for individuals and families. To date, the state of Ohio stands to realize a **\$385,422,336** lifetime return on investment on graduates. *(BLS and Levin 2012)*
- Projected to graduate an additional 300+ students by June '19.
- Cost approximately \$2.5 million for all below students, not just graduates.

| Community College | Students | Graduates To-Date | Projected Graduates | Projected HS Graduation Rate for 6/19 |
|-------------------|------------|-------------------|---------------------|---------------------------------------|
| Columbus | 243 | 93 | 122 | 50% |
| Lorain | 172 | 69 | 86 | 50% |
| Southern | 50 | 20 | 24 | 48% |
| Stark State | 167 | 64 | 82 | 49% |
| TOTAL | 632 | 246 | 314 | 50% |

| Month | Credit Earned Rate/Month |
|----------------|--------------------------|
| June 2018 | 0.66 |
| July 2018 | 0.70 |
| August 2018 | 0.69 |
| September 2018 | 0.62 |
| October 2018 | 0.59 |
| November 2018 | 0.64 |

Michigan 23+ Success Data – 62% grad rate

- To date, the state of Michigan stands to realize a \$159,974,976 lifetime return on investment on graduates.
- Cost \$1.5 million for all students, not just graduates.
- 62% graduation rate in first year of program operation.

(BLS and Levin 2012)

| Milestones | # of Students |
|---|---------------|
| Earned HS Diploma | 300 |
| Completed Employability Skills Certificate | 214 |
| Completed Industry-Recognized Credential (up to 50 hours) | 198 |

| Month | Credit Earned Rate/Month |
|----------------|--------------------------|
| June 2018 | 0.86 |
| July 2018 | 0.80 |
| August 2018 | 0.78 |
| September 2018 | 0.63 |
| October 2018 | 0.78 |
| November 2018 | 0.75 |