
 iSQUARED INC.


Does PEP Make a Difference for Parents?

PEP Conference October 2010

 iSQUARED INC.


Before / After Question Comparison

- Top Chart Shows Pre-Conference Answers
- Bottom Chart Shows Post-Conference Answers
 - 1: Strongly Disagree
 - 2: Disagree
 - 3: Neutral
 - 4: Agree
 - 5: Strongly Agree

 iSQUARED INC.


Proportion Positive Response

- Positive Response is Agree or Strongly Agree (4 or 5)
- After PEP, all questions answered with a statistically significant higher positive response

 iSQUARED INC.


Percent Positive Response

- I feel like I have a good working relationship with professionals (school, medical, etc)
 - Before 56%
 - After 95%

 iSQUARED INC.


Percent Positive Response

- I understand how the statewide educational system for kids with disabilities fits together for families
 - Before 13%
 - After 81%


 iSQUARED INC.

Percent Positive Response


- I participate in my child(ren's) IEP/IFSP process
 - Before 77%
 - After 97%

Percent Positive Response 


- I feel like I am connected and “on the same page” with my spouse/partner
 - Before 64%
 - After 80%

Percent Positive Response 


- I feel like I have the right resources/guidance to navigate Special Education
 - Before 41%
 - After 88%

Percent Positive Response 


- I feel like I know where to go if I don't have the right resources currently
 - Before 38%
 - After 92%

Percent Positive Response 

- I know my educational rights as a parent of a child with a disability
 - Before 31%
 - After 94%

Percent Positive Response 

- I feel connected to others who have had similar life experiences re: disability
 - Before 31%
 - After 91%

Percent Positive Response 

- Looking to the future, I feel hopeful for my family and child(ren) with special needs
 - Before 65%
 - After 93%
