

Carbon Abatement Potential of Building Codes




Figure ES-1. Estimated national carbon abatement potential (MMT CO<sub>2</sub>/year) of city policy areas

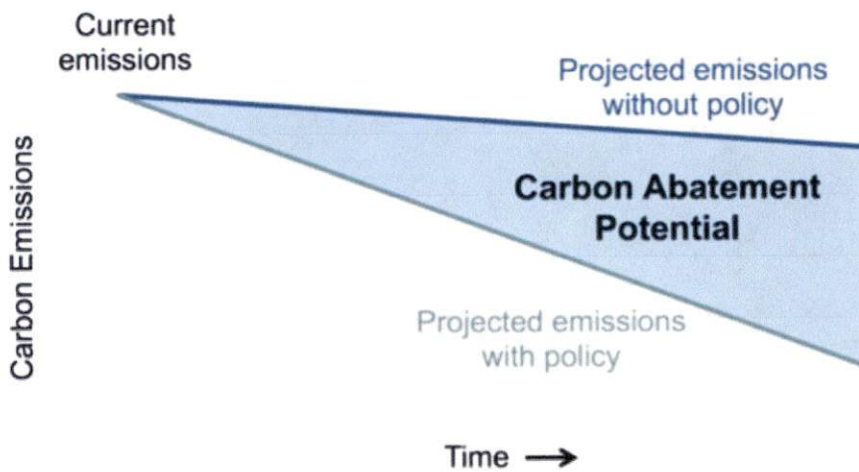


Figure 1. Conceptualization of carbon abatement potential estimation




Figure 5. Reductions in site energy use intensity over building code vintages (commercial buildings)

Figures obtained from the following report: Estimating the National Carbon Abatement Potential of City Policies: A Data-Driven Approach (National Renewable Energy Laboratory, Oct 2016)