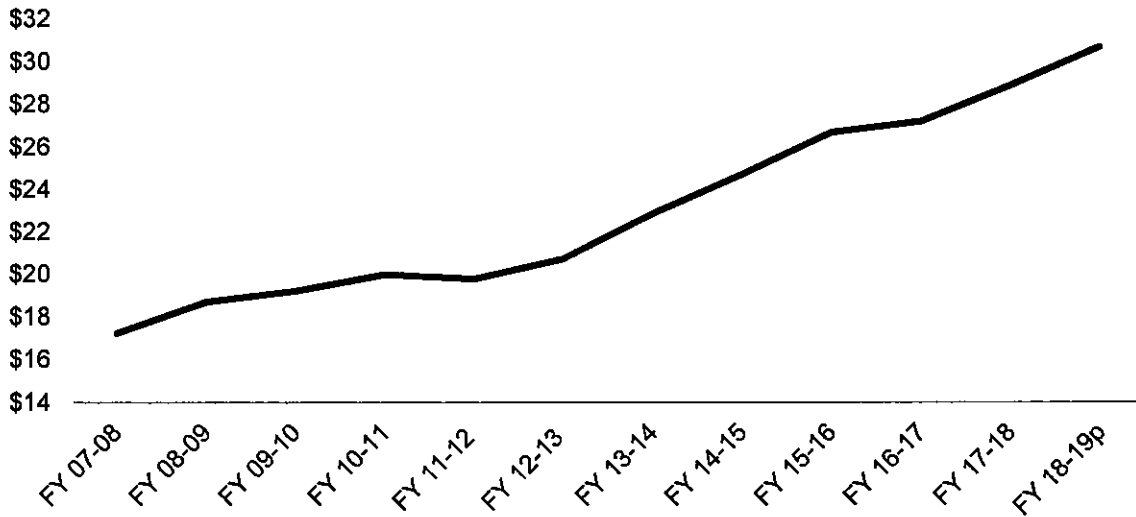


Total State Appropriations Billions of Dollars, Unadjusted

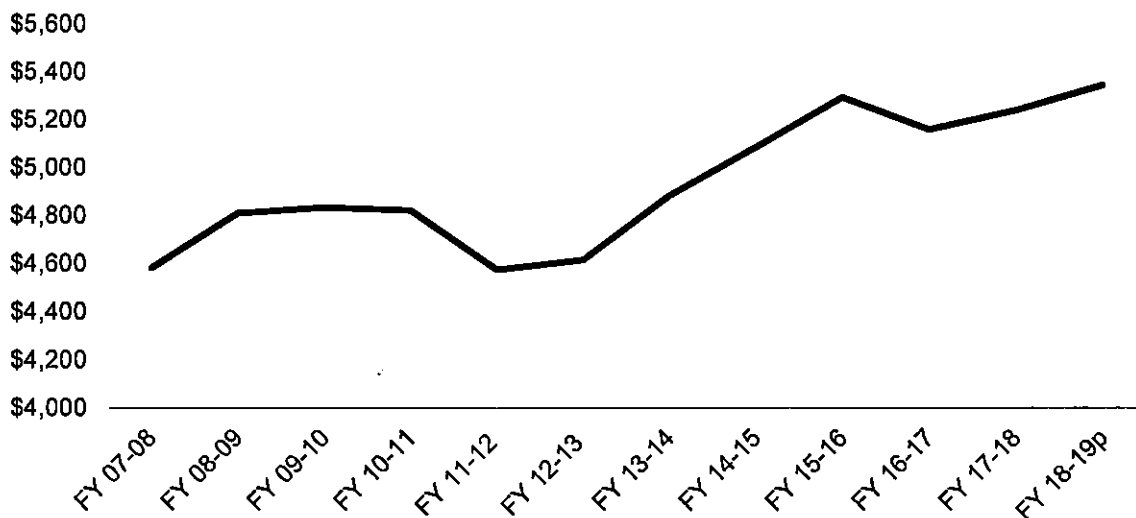


Source: Joint Budget Committee Staff.

Note: Appropriations include reappropriated funds, which include dollars that have already been appropriated at least once before and therefore may be counted two or more times.

p = Preliminary. Based on FY 2018-19 appropriations prior to supplementals or other legislation enacted in 2019.

Per Capita Inflation-Adjusted State Appropriations FY 2018-19 Dollars



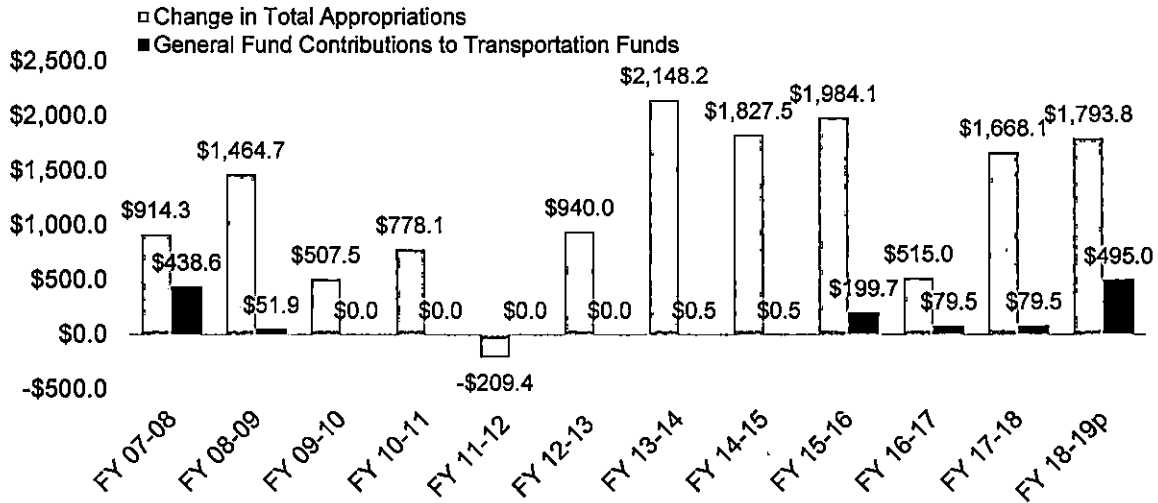
Source: Joint Budget Committee Staff with Legislative Council Staff calculations using data from the U.S. Bureau of Labor Statistics (Denver-Aurora-Lakewood CPI-U inflation) and U.S. Census Bureau (Colorado population).

Note: Appropriations include reappropriated funds, which include dollars that have already been appropriated at least once before and therefore may be counted two or more times.

p = Preliminary. Based on FY 2018-19 appropriations prior to supplementals or other legislation enacted in 2019 and 2019 inflation and population projections from the December 2018 Legislative Council Staff forecast.

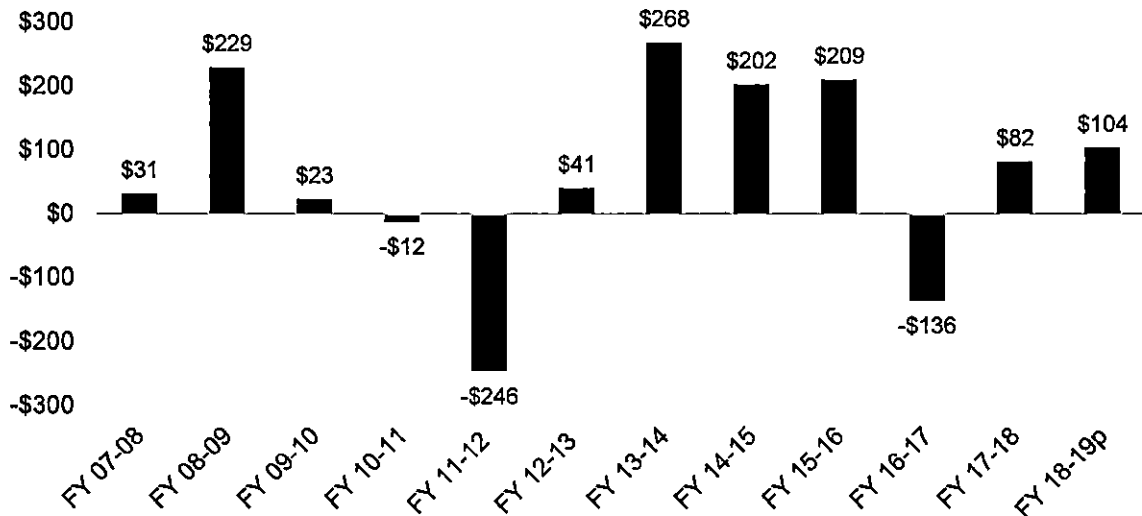


General Fund Contributions to Transportation Funds and Year-over-Year Change Total State Appropriations *Millions of Dollars, Unadjusted*



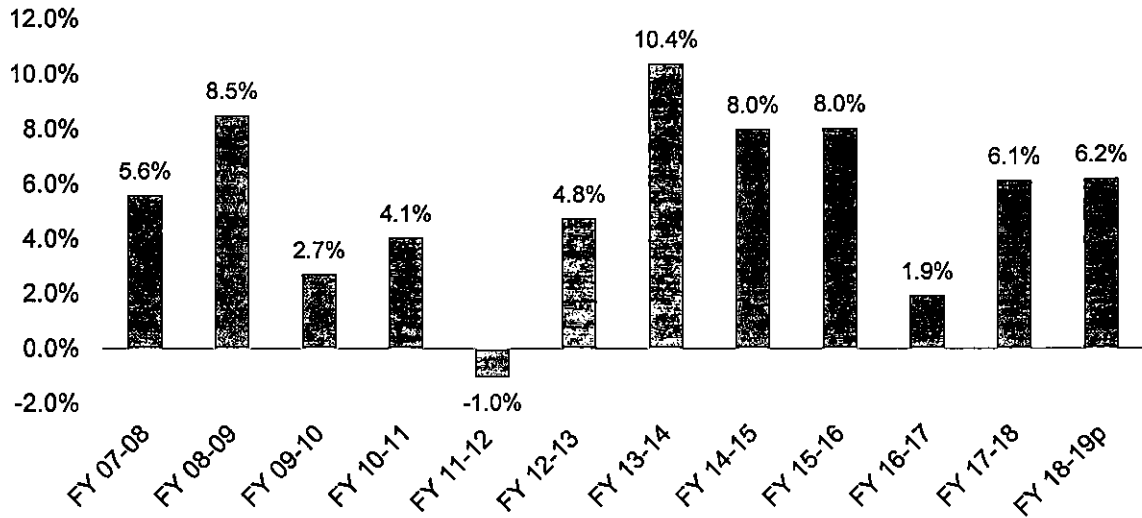
Source: Joint Budget Committee Staff and Office of the State Controller.
 Note: Appropriations include reappropriated funds, which include dollars that have already been appropriated at least once before and therefore may be counted two or more times.
 p = Preliminary. Based on FY 2018-19 appropriations prior to supplementals or other legislation enacted in 2019.

Year-over-Year Change in Per Capita Inflation-Adjusted State Appropriations *FY 2018-19 Dollars*



Source: Joint Budget Committee Staff with Legislative Council Staff calculations using data from the U.S. Bureau of Labor Statistics (Denver-Aurora-Lakewood CPI-U inflation) and U.S. Census Bureau (Colorado population).
 Note: Appropriations include reappropriated funds, which include dollars that have already been appropriated at least once before and therefore may be counted two or more times.
 p = Preliminary. Based on FY 2018-19 appropriations prior to supplementals or other legislation enacted in 2019 and 2019 inflation and population projections from the December 2018 Legislative Council Staff forecast.

Year-over-Year Percent Change Total State Appropriations
Millions of Dollars, Unadjusted

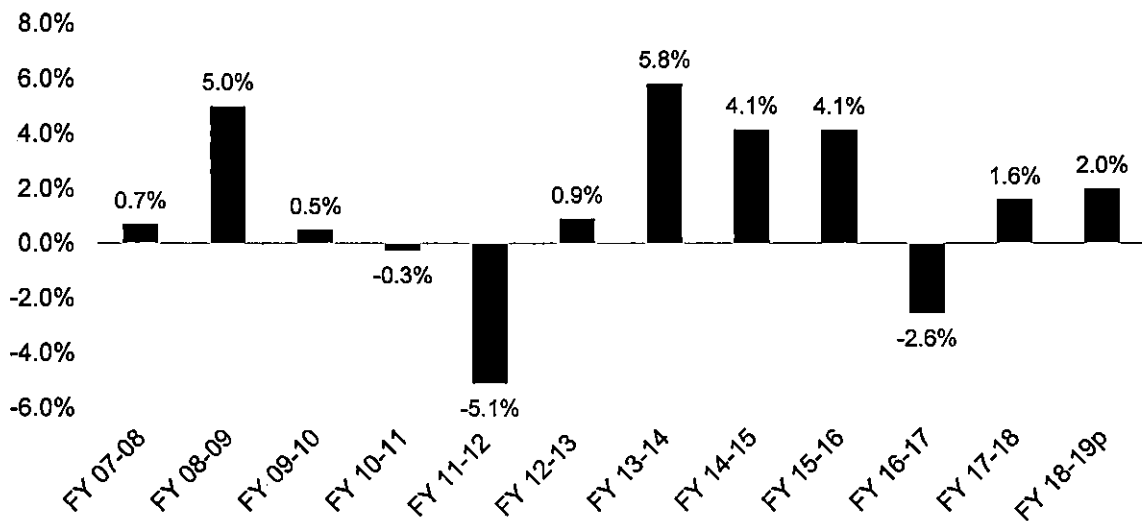


Source: Joint Budget Committee Staff.

Note: Appropriations include reappropriated funds, which include dollars that have already been appropriated at least once before and therefore may be counted two or more times.

p = Preliminary. Based on FY 2018-19 appropriations prior to supplementals or other legislation enacted in 2019.

Year-over-Year Percent Change in Per Capita Inflation-Adjusted State Appropriations
FY 2018-19 Dollars



Source: Joint Budget Committee Staff with Legislative Council Staff calculations using data from the U.S. Bureau of Labor Statistics (Denver-Aurora-Lakewood CPI-U inflation) and U.S. Census Bureau (Colorado population).

Note: Appropriations include reappropriated funds, which include dollars that have already been appropriated at least once before and therefore may be counted two or more times.

p = Preliminary. Based on FY 2018-19 appropriations prior to supplementals or other legislation enacted in 2019 and 2019 inflation and population projections from the December 2018 Legislative Council Staff forecast.