

**COLORADO GENERAL ASSEMBLY
JOINT BUDGET COMMITTEE**



**FY 2014-15 STAFF FIGURE SETTING
DEPARTMENT OF PUBLIC HEALTH AND
ENVIRONMENT**

**JBC Working Document - Subject to Change
Staff Recommendation Does Not Represent Committee Decision**

**Prepared By:
Megan Davisson, JBC Staff
March 3, 2014**

For Further Information Contact:

Joint Budget Committee Staff
200 E. 14th Avenue, 3rd Floor
Denver, Colorado 80203
Telephone: (303) 866-2061
TDD: (303) 866-3472

TABLE OF CONTENTS

	Narrative	Numbers Pages
Department Overview	1	N/A
Department Summary of Staff Recommendations	3	N/A
General Notes About This Packet	7	N/A
Amendment 35 Recommendation	8	N/A
Cash Fund Paybacks	10	N/A
Initiatives Affecting Multiple Line Items		N/A
→ Indirect Cost Methodology	13	N/A
→ Medical Inflation	13	N/A
 <u>Divisions</u>		
(1) Administration and Support	16	
→ R3 Rick Based Contract Monitoring Process	17	
→ Non-Prioritized Requested Changes	17	
(A) Administration	18	A-1
(B) Office of Health Disparities	33	A-6
(C) Local Public Health Planning and Support	36	A-7
 (2) Center for Health and Environmental Information	 39	
(A) Health Statistics and Vital Records	39	A-9
(B) Medical Marijuana Registry	42	A-10
(C) Information Technology Services	43	A-10
(D) Indirect Cost Assessment	45	A-12
 (3) Laboratory Services	 46	 A-14
→ Toxicology Unit Funding	46	
→		
(4) Air Pollution Control Division	52	
→ Air Pollution Control Division RFI	52	
→ Air Quality Dispersion Study Footnote	53	
(A) Administration	53	A-16
(B) Technical Services	54	A-16
(C) Mobile Sources	58	A-17
(D) Stationary Sources	61	A-18
 (5) Water Quality Control Division	 66	
→ R2 Water Infrastructure	66	
→ Water Quality Control Division RFI		
(A) Clean Water Program	67	A-21
(B) Drinking Water Program	73	A-22
(C) Indirect Cost Assessment	75	A-23

JBC Staff Figure Setting: FY 2014-15
Staff Working Document – Does Not Represent Committee Decision

(6) Hazardous Materials and Waste Management Division	76	
→ Division RFI	76	
→ Waste Tire Revenue Projection	77	
(A) Administration	77	A-24
(B) Hazardous Waste Control Program	78	A-25
(C) Solid Waste Control Program	80	A-25
(D) Contaminated Site Cleanups and Remediation Programs	81	A-26
(E) Radiation Management	87	A-28
(F) Waste Tire Program	89	A-28
(7) Division of Environment Health and Sustainability	94	A-30
→ Realignment of FTE Responsible for Vector Surveillance	94	
→ Feeding Operations Base Adjustment	95	
(8) Disease Control and Environmental Epidemiology	103	
→ R1 Marijuana Research Studies	104	
→ BA1 HIE Funding and EHR Request	105	
(A) Administration, General Disease Control and Surveillance	108	A-33
(B) Special Purpose Disease Control Programs	114	A-35
(C) Environmental Epidemiology	121	A-37
(D) Health Information Systems	124	A-38
(9) Prevention Services Division	126	
→ Family Planning Footnote	127	
→ Transfer to Health Disparities Program Fund Line Footnote	127	
→ School-based Health Centers Footnote	127	
(A) Administration	128	A-39
(B) Chronic Disease Prevention Programs	129	A-40
(C) Primary Care Office	140	A-42
(D) Family and Community Health	141	A-43
(E) Nutrition Services	153	A-47
(10) Health Facilities and Emergency Medical Services	155	
→ Division Reorganization	155	
(A) Operations Management	156	A-49
(B) Health Facilities Programs	157	A-49
(C) Emergency Medical Services	162	A-51
(D) Indirect Cost Assessment	167	A-52
(11) Office of Emergency Preparedness and Response	168	A-53
→ Division Name Change	169	

DEPARTMENT OF PUBLIC HEALTH AND ENVIRONMENT

Department Overview

The Department is comprised of administrative, health and environmental divisions. The primary responsibilities of each division are outlined below.

- 1) Administration and Support Division
 - Provides department wide administrative services;
 - Houses the *Health Disparities Program*, which provides grants for health initiatives aimed at reducing and eliminating disparities currently existing in the provision of health services across the state; and
 - Houses the *Office of Planning and Partnerships* which oversees the distribution of state funds to local public health agencies.

- 2) Center for Health and Environmental Information
 - Maintains a database of all Colorado births, deaths, marriages, and divorces;
 - Provides birth and death certificates;
 - Gathers and analyzes health data for use by public and private agencies; and
 - Operates the Medical Marijuana Registry.

- 3) Laboratory Services
 - Provides testing, analysis, and results reporting of laboratory tests on specimens and samples submitted by other divisions, departments, and private clients.

- 4) Air Pollution Control Division
 - Performs statewide air monitoring, pollutant analysis, and air emission modeling;
 - Researches the causes and effects of pollution from mobile vehicles and implements strategies aimed at reducing emission from mobile sources; and
 - Permits, monitors, and inspects factories, power plants, and other commercial air pollutant emitters for compliance with air pollutant emissions standards.

- 5) Water Quality Control Division
 - Issues waste water discharge permits and, if necessary, takes enforcement action to ensure compliance with water quality standards;
 - Monitors the pollutant levels in rivers, streams, and other bodies of water;
 - Conducts surveillance of public and non-public drinking water sources to ensure compliance federal and state water quality standards; and
 - Reviews designs and specifications of new and/or expanding water treatment facilities.

- 6) Hazardous Materials and Waste Management Division
 - Regulates the treatment, storage, and disposal of solid and hazardous waste in Colorado;
 - Performs inspections of solid waste facilities;
 - Oversees hazardous waste generators, transporters, and storage facilities; and
 - Regulates commercial radioactive materials in Colorado.

- 7) Division of Environmental Health and Sustainability
 - Certifies and inspects wholesale food distributors and dairy processors;
 - Oversees restaurant, child care facilities, and school inspections by done local public health departments (with a few exceptions where the state is responsible for these inspections); and
 - Administers four sustainability programs (including the Waste Tire Program and the Recycling Resources Opportunity Program).

 - 8) Disease Control and Environmental Epidemiology Division
 - Responsible for identifying, containing, controlling, and tracking the spread of communicable diseases, with a focus on: hepatitis, tuberculosis, sexually transmitted infections, and HIV/AIDS; and
 - Assesses the threat risk from environmental contaminants on human health, and when needed, takes action to contain and/or nullifying these threats.

 - 9) Prevention Services Division
 - Administers disease prevention programs including: the Tobacco Education, Prevention, and Cessation Program, and the Cancer Cardiovascular Disease, and Chronic Pulmonary Disease Prevention, Early Detection, and Treatment Program;
 - Oversees the Newborn Screening Program;
 - Administers injury, suicide and violence prevention programs;
 - Operates the Primary Care Office and Oral Health Program; and
 - Administers the following two federally funded food assistance programs: Women, Infant and Children (WIC) and Child and Adult Care Food Program.

 - 10) Health Facilities and Emergency Medical Services Division
 - Enforces, through certification and inspections, operational standards of health care facilities including hospitals and nursing facilities; and
 - Inspects and certifies emergency medical and trauma service providers; and
 - Contracts with a private provider for operation of the poison control hotline.

 - 11) Emergency Preparedness and Response Division
 - Works with local and other state departments to ensure Colorado is prepared for, and able to respond to, a variety of natural and man-made disasters; and
 - Coordinates a statewide network of laboratories, local agencies, hospitals, and other resources that can be utilized during disaster response.
-

JBC Staff Figure Setting: FY 2014-15
Staff Working Document – Does Not Represent Committee Decision

DEPARTMENT SUMMARY OF STAFF RECOMMENDATIONS

Department of Public Health and Environment						
	Total Funds	General Fund	Cash Funds	Reappropriated Funds	Federal Funds	FTE
FY 2013-14 Appropriation						
SB 13-230 (Long Bill)	\$527,845,551	\$39,423,458	\$166,635,313	\$29,677,710	\$292,109,070	1,239.6
HB 13-1117	(19,904,563)	(1,453,849)	(17,602,514)	0	(848,200)	(7.5)
HB 13-1191	15,000,000	15,000,000	0	0	0	0.0
Other legislation	1,098,400	433,138	665,262	0	0	9.2
HB 14-1244 (Supplemental)	<u>2,969,033</u>	<u>724,694</u>	<u>2,263,364</u>	<u>(32,025)</u>	<u>13,000</u>	<u>(2.0)</u>
TOTAL	\$527,008,421	\$54,127,441	\$151,961,425	\$29,645,685	\$291,273,870	1,239.3
FY 2014-15 Recommended Appropriation						
FY 2013-14 Appropriation	\$527,008,421	\$54,127,441	\$151,961,425	\$29,645,685	\$291,273,870	1,239.3
R2 Water infrastructure	14,000,000	7,000,000	7,000,000	0	0	1.0
Indirect costs adjustment	4,122,053	0	2,085,683	0	2,036,370	0.0
Centrally appropriated line items	3,520,342	421,380	2,423,272	675,690	0	0.0
EHR system	3,274,079	3,274,079	0	0	0	0.0
Medical inflation	1,047,078	198,020	108,245	0	740,813	0.0
Non-prioritized requested changes	573,972	0	(5,000)	581,245	(2,273)	0.0
BA1 HIE funding	533,516	533,516	0	0	0	0.0
Transfer IDD survey staff	460,461	0	0	460,461	0	0.0
Appropriation of fund balance	391,454	0	391,454	0	0	0.0
Toxicology Unit funding	116,970	116,970	0	0	0	0.0
R3 Risk based contract monitoring	79,816	0	0	79,816	0	1.0
Base adjustments	50,000	0	50,000	50,000	(50,000)	(0.0)
FMAP adjustment	19,706	0	0	19,706	0	0.0
R1 Marijuana research studies	0	0	0	0	0	0.0
BA2 CERCLA adjustment	0	0	0	0	0	0.0
Health Facilities reorganization	0	0	0	0	0	0.0
Annualize prior year legislation	(14,686,099)	(14,959,518)	273,419	0	0	(1.4)
Amendment 35 revenue adjustment	(4,756,423)	(14,700)	(4,741,723)	0	0	0.0
Annualize prior year budget actions	(2,136,858)	(852,074)	(1,969,432)	680,925	3,723	1.4
SB 14-109	(2,000,000)	0	(2,000,000)	0	0	0.0
Informational funds adjustment	(988,990)	0	(6,538)	0	(982,452)	5.7
Cash fund adjustments	(248,483)	0	(248,483)	0	0	0.0
Statewide IT common policy adjustments	(68,726)	(237,424)	(872,692)	2,820,258	(1,778,868)	0.0
Waste tire revenue adjustment	(45,823)	0	(45,823)	0	0	0.0

JBC Staff Figure Setting: FY 2014-15
Staff Working Document – Does Not Represent Committee Decision

Department of Public Health and Environment						
	Total Funds	General Fund	Cash Funds	Reappropriated Funds	Federal Funds	FTE
Tobacco Master Settlement revenue adjustment	(21,753)	0	(21,753)	0	0	0.0
TOTAL	\$530,244,713	\$49,607,690	\$154,382,054	\$35,013,786	\$291,241,183	1,247.0
Increase/(Decrease)	\$3,236,292	(\$4,519,751)	\$2,420,629	\$5,368,101	(\$32,687)	7.7
Percentage Change	0.6%	(8.4%)	1.6%	18.1%	(0.0%)	0.6%
FY 2014-15 Executive Request	\$540,486,645	\$50,715,254	\$157,348,106	\$34,373,448	\$298,049,837	1,242.3
Request Above/(Below) Recommendation	\$10,241,932	\$1,107,564	\$2,966,052	(\$640,338)	\$6,808,654	(4.7)

Description of Requested Changes

R2 Water infrastructure: The recommendation includes an increase of \$14.0 million total funds for grants to water and waste water facilities. The \$7.0 million General Fund is transferred to the Nutrients Grant Fund and \$7.0 million cash funds are appropriated from the Nutrients Grant Fund for facility improvement grants to enable water and wastewater facilities to meet water nutrient standards.

Indirect costs assessment: The recommendation includes an increase of \$4.1 total funds for the implementation of a new indirect cost methodology designed to eliminate mid-year supplements and hold the indirect cost rate for cash fund balances constant.

Centrally appropriated line items: The request includes adjustments to centrally appropriated line items for the following: state contributions for health, life, and dental benefits; merit pay; salary survey; short-term disability; supplemental state contributions to the Public Employees' Retirement Association (PERA) pension fund; shift differential; vehicle lease payments; workers' compensation; legal services; administrative law judges; payment to risk management and property funds; and Capitol complex leased space.

EHR system: The recommendation includes an increase of \$3.3 million General Fund for the development and implementation of an electronic health records systems at all local public health agencies.

Medical inflation: The recommendation includes an increase of \$1.0 million total funds for a 4.6 percent medical inflation applied to medical supplies and medical laboratory supplies, and a 6.9 percent medical inflation rate applied to pharmaceutical costs.

Non-prioritized requested changes: The request includes the annual fleet vehicle change from the Department of Personnel, and the following changes from the Office of Information Technology: secure Colorado phase II, eliminate redundant applications, Capitol Complex network resiliency, information technology service management ecosystem, Digital Trunked Radio System operations increase, and information technology technical development.

BA1 HIE funding: The recommendation includes an increase of \$533,516 General Fund for non-Medicaid eligible costs associated with the Department of Health Care Policy and Financing request to build an Health Information Exchange while will enable state, local and private providers to access a patient's medical records regardless of the location of services.

Transfer IDD survey staff: The recommendation includes an increase of \$460,461 Medicaid reappropriated funds and 5.0 FTE for the transfer of health survey staff for providers and group homes serving individuals with intellectual and development disabilities (IDD) from the Department of Health Care Policy and Financing. Note there is an associated reduction to the Department of Health Care Policy and Financing.

Appropriation of fund balances: The recommendation includes an increase of \$0.4 million cash fund based on staff recommendation to appropriate fund balances in excess of the 16.5 percent reserve level, and for cash funds which receive Tobacco Master Settlement dollars and have a statutory limit of 5.0 percent of reserve fund balances.

Toxicology Unit funding: The recommendation includes an increase of \$117,000 General Fund for existing financial obligations of the Toxicology Unit for which there is insufficient cash funds to pay without using fees paid for other laboratory services.

R3 Risk based contract monitoring: The recommendation includes an increase of \$80,000 reappropriated funds and 1.0 FTE for the development and implementation of a Department-wide plan for efficient and effective monitoring of grants issues by the Department's grant programs.

Base adjustment: The recommendation includes two base adjustments to reflect where actual expenditures and work functions are paid from. The feeding operations adjustment reduces federal fund and increases cash funds due to a reduction of federal funds but an ongoing requirement for the inspection and licensing of animal feeding operations.

FMAP adjustment: The recommendation includes an increase of federal Medicaid funds for the Colorado QuitLine costs which are Medicaid eligible. There are additional Medicaid costs in the Health Facilities Division which will receive the enhanced FMAP starting October 1, 2014 but the Office of State Planning and Budgeting has not yet provided that information to staff.

R1 Marijuana research studies: The recommendation does not include funding for this request because the funding will be appropriated in separate legislation creating a structure for the program overseeing funds granted for marijuana research studies.

BA2 CERCLA adjustment: The recommendation includes two offsetting changes to the appropriation of Hazardous Substance Response Fund dollars for work related to the federal Comprehensive Environmental Response, Compensation, and Liability Act (CERCLA), commonly known as Superfund.

Health Facilities reorganization: The recommendation includes a reorganization of three line items in the Health Facilities Division to provide better transparency of the Division's funding.

Annualize prior year legislation: The recommendation includes a reduction of \$14.6 million total funds for the second or third year impact of legislation. The primary change is the elimination of the one-time \$15.0 million General Fund appropriated in H.B. 13-1191 (Nutrients Grant Fund).

Amendment 35 revenue adjustment: The recommendation includes a reduction of \$1.9 million cash funds based on the Legislative Council December 2013 Amendment 35 revenue forecast for FY 2014-15. The recommendation also reflects reductions for the appropriation from the Tobacco Education Fund because the Program has award enough grants to eliminate the excess fund balance which increased prior year's appropriations.

Annualize prior year budget actions: The recommendation includes a number of changes to the out year impact of funding decisions made through the FY 2013-14 Long Bill including:

- Increases related to full year funding for FTE added to the Water Quality Control Division;
- Out year costs of the regulation of two uranium mill projects;
- Second year funding changes for the infrared cameras and air pollution dispersion study; and
- Third year funding change related to the Department's funding for COFRS improvements.

SB 14-109: The recommendation includes the elimination of a transfer of Amendment 35 dollars to the Department of Health Care Policy and Financing because the Department was not using them for the purposes specified in statute. The reduction is offset by an increase built into the appropriation for grants funded with Amendment 35 moneys.

Informational funds adjustment: The recommendation includes a net reduction of federal funds appropriated for informational purposes based on the FY 2012-13 actual expenditure of these funds.

Cash fund adjustments: The recommendation includes a number of adjustments to cash funds appropriations based on recent actual expenditures of those cash funds.

Statewide IT common policy adjustments: The recommendation includes adjustments to line items appropriated for: purchase of services from the computer center; Colorado state network; management and administration of the Governor's Office of Information Technology (OIT); communication services payments, information technology security, and COFRS modernization. Note these changes are place holders until the Committee's actions on the IT common policy line items.

Waste tire revenue adjustment: The recommendation includes a reduction of waste tire cash funds based on the projected FY 2014-15 waste tire revenue of \$5.7 million.

Tobacco Master Settlement revenue adjustment: The recommendation includes a reduction based on the FY 2014-15 Tobacco Master Settlement revenue projection.

GENERAL NOTES ABOUT THIS PACKET

Staff Initiated Adjustments to Federal Funds

This document proposes a number of adjustments to the informational appropriations of federal funds. These appropriations are designed to reflect amounts that are anticipated to be received in FY 2014-15.

The Department's November 1 request includes the amount of federal funds received in the two most recent fiscal years. The Department does not adjust the federal funds requests and simply sets the request equal to last year's appropriation. This approach is understandable given the uncertain status of a federal funds appropriation by the General Assembly and the difficulties that the Department faces when trying to forecast federal grant revenue. However, repeatedly setting the request equal to last year's request can create situations in which the federal funds listed in the Long Bill are badly out of date.

Staff recommends the FY 2014-15 federal funds appropriations are adjusted to equal the actual federal funds received in FY 2012-13, if the difference from the FY 2013-14 appropriation and FY 2012-13 actual exceed \$50,000. The recommended appropriations are rounded to the nearest hundred because these are informational funds and trying to indicate down to the dollar the amount in the Long Bill projects a level of certainty staff does not have. Actions that the Committee may take to balance the budget later this session may alter these adjustments, and **staff requests permission to make any necessary adjustments to align the informational federal funds appropriations with any committee policies.**

Annualization of Salary Survey and Merit Pay

The Department's request and the staff recommendation does not include the annualization of salary survey and merit pay funded with federal funds because increasing the federal funds appropriation for the annualization of salary survey and merit pay does not result in additional federal funds because the allowable amounts for personal services are built into the grant contracts.

Tobacco Master Settlement Revenue

The following table summarizes the Committee's action on the amount of Tobacco Master Settlement funds available for FY 2014-15.

FY 2014-15 Distribution of Tobacco Settlement Funds	
Division, Line item	Amount
(1) Administration and Support	
(A) Administration	\$28,000
(C) Local Public Health Planning and Support	1,906,837
(1) Subtotal	<u>\$1,934,837</u>

*JBC Staff Figure Setting: FY 2014-15
Staff Working Document – Does Not Represent Committee Decision*

FY 2014-15 Distribution of Tobacco Settlement Funds	
Division, Line item	Amount
(8) Disease Control and Environmental Epidemiology	
(A) Immunizations	1,089,620
(B) Sexually Transmitted Infections, HIV, and AIDS - Colorado HIV and AIDS Program	1,824,400
(B) Ryan White Act - AIDS Drug Assistance Program	3,192,710
<i>(8) Subtotal</i>	<i>\$6,106,730</i>
(9) Prevention Services Division	
(B) Oral Health Programs	200,000
(C) Primary Care Office	250,000
<i>(9) Subtotal</i>	<i>\$450,000</i>
Total FY 2013-14 Department Tobacco Master Settlement Funds	\$8,491,567

→ Amendment 35 FY 2014-15 Distribution

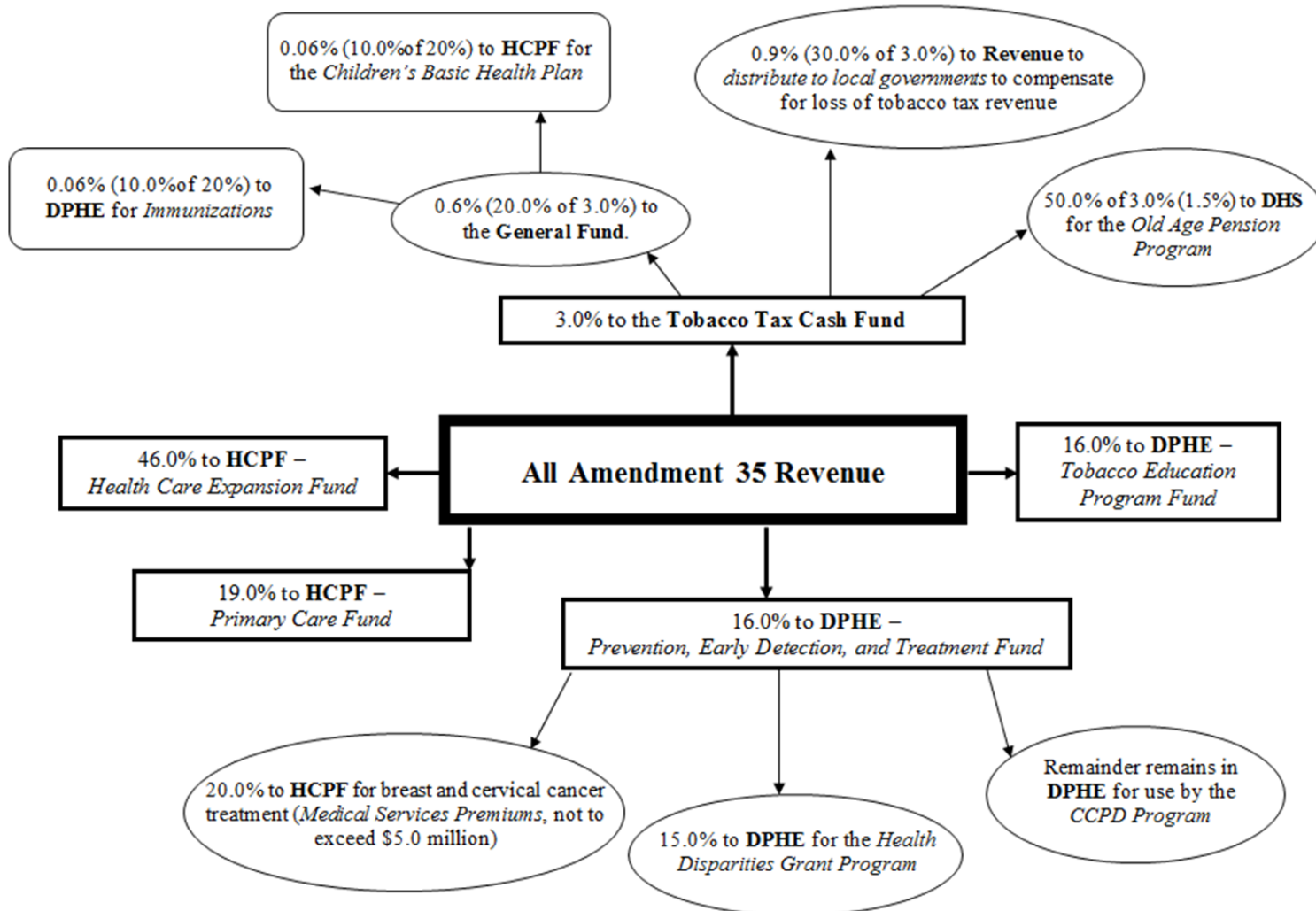
Amendment 35 was approved by the voters in 2004 and added the following two cigarette and tobacco taxes to Section 21 of Article X of the Colorado Constitution.

1. An additional \$0.64 tax on each pack of cigarettes sold in Colorado (a pack equals twenty cigarettes); and
2. A statewide tobacco products tax equal to 20.0 percent of the manufacturer's list price, on the sale, use, consumption, handling, or distribution of tobacco products by distributors.

Amendment 35 was codified in Section 24-22-117, C.R.S. which outlines how revenue from Amendment 35 is distributed to various state agencies including: the Departments of Health Care Policy and Financing, Public Health and Environment, and Human Services. The following graphic illustrates what departments and programs receive Amendment 35 tobacco tax 20.0 percent of the manufacturer's list price dollars.

The Legislative Council Staff projection of FY 2013-14 Amendment 35 revenues was \$146.1 million in December 2012 but was reduced to \$138.8 million in the December 2013 forecast. This reduction impacts all the programs which receive Amendment 35 dollars but does not require supplemental adjustments because the Department's will show a reversion of spending authority. It is not clear what is causing the reduction of Amendment 35 revenue and possible causes include the economy, the legalization of marijuana, and/or an increase in the purchase of electronic cigarettes.

Distribution of Amendment 35 Moneys for FY 2013-14 Pursuant to Section 24-22-117, C.R.S.



JBC Staff Figure Setting: FY 2014-15
Staff Working Document – Does Not Represent Committee Decision

Based on the December 2013 Legislative Council forecast, the following table summarizes staff's recommendation of the distribution of Amendment 35 dollars for FY 2014-15. **Staff recommends the Committee approve this distribution, and requests permission to adjust the allocation if the March 2014 Amendment 35 forecast is greater than the December 2013 forecast.** For additional information on the use of Amendment 35 dollars within this Department see the narrative discussion in the relevant line items.

FY 2014-15 Distribution of Amendment 35 Moneys			
Dept.	Program and/or Fund	Percent	FY 2014-15 Amount
HCPF	Health Care Expansion Fund, to provide funding to the Children's Basic Health Plan and Medicaid.	46.0%	\$64,952,000
HCPF	Primary Care Fund, to provide funding to clinics and hospitals that offer health care services to the uninsured or medically indigent.	19.0%	26,828,000
DPHE	Tobacco Education Programs Fund, to support grants for tobacco education, prevention and cessation.	16.0%	22,592,000
DPHE	Prevention, Early Detection and Treatment Fund	16.0%	22,592,000
	20.0% for CDPHE and HCPF for the Breast and Cervical Cancer Program (up to \$5.0 million)*	3.2% of 16.0%	4,518,400
	15.0% to Health Disparities Program Fund	2.4% of 16.0%	3,388,800
	2.0 million to HCPF for disease management*	dollar amount	0
	Center for Health and Environmental Information	dollar amount	283,884
	<i>Remains in the Prevention, Early Detection and Treatment Fund for grants for cancer, cardiovascular and pulmonary disease.</i>		<i>\$14,400,916</i>
DHS	Old Age Pension Fund	1.5%	2,118,000
DOR	Local governments, to compensate for lost revenue from tobacco taxes	0.9%	1,270,800
DPHE	Immunizations performed by small local public health agencies.	0.3%	423,600
HCPF	Children's Basic Health Plan	0.3%	423,600
Total Distributions		100.0%	\$141,200,000
Health Care Policy and Financing (HCPF) Total			\$92,203,600
Department of Public Health and Environment (DPHE) Total			45,607,600
Department of Human Services (DHS) Total			2,118,000
Department of Revenue (DOR) Total			1,270,800

Cash Fund Paybacks

Request: The Governor's November 1 budget request letter to the Joint Budget Committee included four cash fund paybacks, one in the Department of Labor and Employment and three in the Department of Public Health and Environment including:

- \$1.5 million to the Recycling Resources Economic Opportunity Fund;
- \$10.0 million to the Hazardous Substance Response Fund; and
- \$0.5 million to the Waste Tire Cleanup Fund.

Recommendation: **Staff recommends the Committee not approve the requested cash fund paybacks for two reasons: (1) paying back these cash funds would set a precedent of paying**

back cash funds if a portion of the reserve is transferred to the General Fund for balancing purposes; and (2) there was little discussion as to why these funds were selected out of all the funds from which cash reserves were transferred to the General Fund from FY 2008-09 through FY 2010-11.

The General Assembly did start paying back cash funds after reserves were transferred in the early 2000s but discontinued the process because of the unsustainable nature of paying back cash funds. Staff questions if paying back these funds would place the General Assembly in a similar position again. If the General Assembly wants to pay back cash funds, staff recommends the General Assembly review the entire list of cash funds and select which cash funds should be paid back after evaluating all cash funds which have reserves transferred to the General Fund.

Analysis of the cash funds in the Department:

(1) Recycling Resources Economic Opportunity Fund

Senate Bill 09-208 transferred \$1.5 million from the Recycling Resources Economic Opportunity Fund to the General Fund in FY 2008-09, which the Governor is requested be repaid. The Recycling Resources Economic Opportunity Fund is used for grants to counties and local governments to promote waste diversion, recycling, recycling markets, the beneficial use of discarded materials, and other recycling-related activities. Revenue for the Fund is generated by a fee on solid waste disposal. Senate Bill 13-050 increased the solid waste disposal fee incrementally to increase the amount of revenue going into the Recycling Resources Economic Opportunity Fund as shown in the table below.

S.B. 13-050 Fiscal Impact¹	
Fee Change Pursuant to S.B. 13-050	
Calendar Year	Fee
CY 2013	\$0.07
CY 2014	\$0.09
CY 2015	\$0.11
CY 2016	\$0.14
Total Fee Change from FY13-14	\$0.07
Revenue Impact	
Fiscal Year	New Revenue
FY 2013-14	\$207,498
FY 2014-15	\$622,494
FY 2015-16	\$1,141,239
FY 2016-17	\$1,452,486
Total Revenue	\$3,423,717

¹ Information within the table is from the final fiscal note for S.B. 13-050 dated July 3, 2013.

(2) Hazardous Substance Response Fund

The Governor's request includes a repayment of \$10.0 million to the Hazardous Substance Response Fund (HSRF) in FY 2014-15. The HSRF receives revenue from the solid waste user fee (same fee that funds the Recycling Resources Economic Opportunity Fund) and is used to pay for the State's cost of the federal Superfund Program designed to clean up uncontrolled hazardous waste sites. The following table summarizes the total transfers (\$32,468,517) from the HSRF to the General Fund in FY 2008-09 and FY 2009-10.

Transfers from the HSRF to the General Fund		
	FY 2008-09	FY 2009-10
S.B. 09-208	\$17,468,517	\$0
S.B. 09-279	12,500,000	2,500,000
Total	\$29,968,517	\$2,500,000

The issue with the request to repay \$10.0 million to the HRSF is the limit on the fund balance pursuant to Section 25-16-104.6 (1) (a), C.R.S. House Bill 0-1329 language to Section 25-16-104.6 (1) (a), C.R.S. which limited the HRSF fund balance to \$10.0 million, and required if the balance was not projected to fall below \$10.0 million within twenty-four months the solid waste fee would have to be reduced. The following table shows the actual and projected balance for the HSRF.

Hazardous Substance Response Fund Balance				
	FY 2011-12	FY 2012-13	FY 2013-14	FY 2014-15
	Actual	Actual	Estimated	Projected
Balance*	\$13,914,274	\$14,336,512	\$11,864,175	\$9,253,871
Two Year Average		\$14,125,393	\$13,100,344	\$10,559,023

*Includes the balance reserve of 16.5 percent of operating costs
 Information from Department's Schedule 9 Cash Fund Report

(3) Waste Tire Cleanup Fund

The Waste Tire Cleanup Fund is used to reimbursement local agencies for the identification and cleanup of sites where waste tires have been illegally dumped and to provide incentives for the reuse of waste tires. There are a number of issues with the current statutory structure of the Waste Tire Cleanup Fund including: (1) these funds can only be used to reimburse local cleanup costs which means locals must upfront the costs which does not happen often; and (2) the unspent funds at the end of each fiscal year rollover into the Processor and End Users Fund. Therefore if the General Assembly decided to repay the Waste Tire Cleanup Fund and not make any additional statutory changes, there is a significant chance the funds will simply roll into the Processor and End User Fund at the end of the fiscal year in which the repayment is made.

INITIATIVES AFFECTING MULTIPLE LINE ITEMS

→ Indirect Cost Methodology

Request: The Department is requesting the following two changes to the location of information technology line items funded by indirect cost assessments as a result of the billing changes caused by the creation of the Office of Information Technology:

- Transfer of the information technology common policy line items to the (1) (A) Administration subdivision; and
- Transfer of departmental information technology costs related to the health records registries to the personal services and operating expenses line items of the (2) (A) Center for Health and Environmental Information which is the subdivision maintaining the registries.

Recommendation: **Staff recommends the Department's request** because of the inefficiencies the current Long Bill structure presents.

Analysis: The two changes would consolidate all components of the indirect cost pool within the (1) (A) Administration subdivision which is consistent with how the majority of other Department's handle their indirect cost pools. The creation of the Office of Information Technology changed how the Department funded the IT line items from a direct billing to each Division to an indirect cost assessment. Since the Department has incorporated the IT line items into the indirect cost pool fiscal staff for each division currently have to work with two separate Divisions to manage their indirect cost assessment. Consolidating the indirect cost lines will allow fiscal staff to work with a single division which will be able to standardization and improve the efficiency for managing indirect cost assessments.

The consolidation of all costs related to the administration of the state's health registries, including the birth certificates, marriage licenses, and death records into two line items make sense from an efficiency stand point.

→ Staff Initiated - Medical Inflation

Request: The Department did not request this change.

Recommendation: Staff recommends a medical inflation rate of 4.6 percent be applied to medical and laboratory supplies, and a medical inflation rate of 6.9 percent be applied to costs associated with the purchase of pharmaceuticals. The recommendation does not apply these increases to line items funded solely with information federal funds because the amount of federal funds reflected in the Long Bill does not equate to the amount of federal funds received by the Department. Additionally the medical inflation rate does not apply to cash fund sources governed by a distribution formula (i.e. Amendment 35 and Tobacco Master Settlement funds). The following table summarizes the recommended medical inflation increases for FY 2014-15.

JBC Staff Figure Setting: FY 2014-15
Staff Working Document – Does Not Represent Committee Decision

Calculation of FY 2014-15 Medical Inflation				
Division, Subdivision, Line Item	Fund Source	Medical Services and Laboratory Supplies	Pharmaceuticals	Total
(3) Laboratory Services,				
Chemistry and Microbiology Operating	GF	6,572	0	\$6,572
Expenses	CF	107,253	0	\$107,253
	FF	19,619	0	\$19,619
Certification	CF	<u>992</u>	<u>0</u>	<u>\$992</u>
<i>Subtotal - Laboratory Services</i>		<i>\$134,436</i>	<i>\$0</i>	<i>\$134,436</i>
(8) Disease Control and Environmental Epidemiology Division				
(A) Administration				
General Disease Control Program Costs	GF	8,538	0	\$8,538
	FF	0	1,439	\$1,439
(B) Special Purpose Disease Control Programs				
Ryan White Operating	GF	0	93,661	\$93,661
	FF	43,827	647,388	\$691,215
Tuberculosis Control and Treatment	GF	1,185	1,168	\$2,353
Operating Expenses	FF	5,827	12,672	\$18,499
<i>Subtotal - Disease Control and Environmental Epidemiology</i>		<i>\$59,377</i>	<i>\$756,328</i>	<i>\$815,705</i>
(9) Prevention Services Division				
(B) Chronic Disease Prevention Programs				
Oral Health Programs	GF	86,896	0	\$86,896
	FF	10,041	0	\$10,041
<i>Subtotal - Prevention Services Division</i>		<i>\$96,937</i>	<i>\$0</i>	<i>\$96,937</i>
Department Total		\$290,750	\$756,328	\$1,047,078
General Fund		103,191	94,829	198,020
Cash Funds		108,245	0	108,245
Federal Funds		79,314	661,499	740,813

Analysis: The Department received a medical inflation increase as part of the statewide medical inflation common policy prior to suspension of the increase in FY 2003-04. The statewide medical inflation common policy has been suspended since FY 2003-04 due to economic conditions. The Centers for Medicare and Medicaid have produced a forecast summary for national health expenditures for 2012-2022. Included within the forecast is a breakdown by type of actual expenditure for 2006 -2011 and projected expenditures for 2012-2022. There are specific categories for prescription drugs and non-durable medical products. Staff recommends using the projected percent change for these two categories in place of a general medical inflation rate because the general medical inflation rate includes expenditures not applicable to this discussion including personal health care, hospital care, professional services and durable medical equipment. The following table summarizes the percent changes by expenditure type for prescription drugs and non-durable medical products as projected by CMS.

Inflation Rates For Medical Costs		
	Prescription Drugs	Non-durable Medical Equipment
2006 Actual	5.2%	5.9%
2007 Actual	2.8%	3.7%
2008 Actual	5.0%	2.3%
2009 Actual	0.4%	4.0%
2010 Actual	2.9%	4.0%
2011 Actual	-0.8%	4.3%
2012 Projected	0.6%	3.4%
2013 Projected	5.2%	11.0%
2014 Projected	6.9%	4.6%
2015 Projected	5.6%	5.8%
2016 Projected	6.2%	5.5%
2017 Projected	6.0%	6.1%
2018 Projected	6.3%	6.2%

Information from Table 2 of the CMS National Health Expenditure
Projections 2012-2022

While the above percentage figures represent a percent change in expenditures, staff believes these percent figures more accurately representative the medical inflation changes that specifically relate to the Department's expenditures. There are other medical inflation rates out there, the 6.5 percent projected by the Pricewaterhouse Cooper Health Research Institute, but that relates more to health care and health insurance premiums.

Staff recommends certain programs within the Department receive the medical inflation increases because of the continuing increasing cost of supplies and materials required for various programs to do their job. Specifically staff recommends the FY 2014-15 appropriation for line items which contain funding for the purchase of pharmaceuticals, and medical supplies include an increase as follows:

- Funding for pharmaceuticals include an increase of 6.9 percent; and
 - Funding for medical equipment and laboratory supplies include an increase of 4.6 percent.
-

JBC Staff Figure Setting: FY 2014-15
Staff Working Document – Does Not Represent Committee Decision

(1) Administration and Support

The Administration and Support Division is comprised of three subdivisions:

- Administration subdivision which provides department wide administrative services;
- The *Health Disparities Program*, which provides grants for health initiatives aimed at reducing and eliminating disparities currently existing in the provision of health services across the state; and

The *Office of Planning and Partnerships* which oversees the distribution of state funds to local public health agencies.

Administration and Support						
	Total Funds	General Fund	Cash Funds	Reappropriated Funds	Federal Funds	FTE
FY 2013-14 Appropriation						
SB 13-230 (Long Bill)	\$40,352,217	\$8,271,385	\$13,049,947	\$18,495,955	\$534,930	74.7
HB 14-1244 (Supplemental)	<u>150,669</u>	<u>184,694</u>	<u>(65,000)</u>	<u>17,975</u>	<u>13,000</u>	<u>0.0</u>
TOTAL	\$40,502,886	\$8,456,079	\$12,984,947	\$18,513,930	\$547,930	74.7
FY 2014-15 Recommended Appropriation						
FY 2013-14 Appropriation	\$40,502,886	\$8,456,079	\$12,984,947	\$18,513,930	\$547,930	74.7
Base adjustments	7,955,400	654,989	1,154,497	4,367,046	1,778,868	2.8
Centrally appropriated line items	3,520,342	421,380	2,423,272	675,690	0	0.0
Non-prioritized requested changes	573,972	0	(5,000)	581,245	(2,273)	0.0
Appropriation of fund balance	432,626	0	432,626	0	0	0.0
R3 Risk based contract monitoring	79,816	0	0	79,816	0	1.0
Indirect costs adjustment	71,133	0	41,174	0	29,959	0.0
Toxicology Unit funding	0	0	0	0	0	0.0
Annualize prior year budget actions	(1,324,297)	(627,809)	(1,335,210)	638,722	0	0.0
Annualize prior year legislation	(139,303)	0	(139,303)	0	0	0.0
Amendment 35 revenue adjustment	(117,600)	0	(117,600)	0	0	0.0
Statewide IT common policy adjustments	(68,726)	(237,424)	(872,692)	2,820,258	(1,778,868)	0.0
Tobacco Master Settlement revenue adjustment	<u>(39,443)</u>	<u>0</u>	<u>(39,443)</u>	<u>0</u>	<u>0</u>	<u>0.0</u>
TOTAL	\$51,446,806	\$8,667,215	\$14,527,268	\$27,676,707	\$575,616	78.5
Increase/(Decrease)	\$10,943,920	\$211,136	\$1,542,321	\$9,162,777	\$27,686	3.8
Percentage Change	27.0%	2.5%	11.9%	49.5%	5.1%	5.1%
FY 2014-15 Executive Request:	\$58,714,088	\$8,347,109	\$13,701,401	\$27,516,536	\$9,149,042	78.5
Request Above/(Below) Recommendation	\$7,267,282	(\$320,106)	(\$825,867)	(\$160,171)	\$8,573,426	0.0

→ R3 Risk Based Contract Monitoring Process

Request: The Department requests \$69,452 reappropriated funds from departmental indirect cost recoveries and an associated 1.0 FTE to implement and oversee a standardized process for risk-based contract monitoring as an improvement based on recent audit findings.

Recommendation: **Staff recommends an appropriation of \$79,816 reappropriated funds from indirect cost recoveries and 1.0 FTE.** The recommendation is higher than the request because staff is recommending funding for a General Professional V to evaluate and develop a Department-wide plan for improving and standardizing grant program processes, and to implement that plan. **Staff also recommends the following request for information be included in FY 2014-15:**

The Department is requested to submit to the Joint Budget Committee by November 1, 2014 a strategic plan to most efficiently manage the grant programs administered by the Department. The plan should include an overview of the grant programs and the current methods used to track applications, make grant decisions, pay out grants fund, and the financial and performance standards used to monitor grantees. The plan should also include the proposed changes to improve and standardize Department methods and a timeline for implementing the proposed changes.

Analysis: In FY 2013-14, the Department received funding from indirect cost recoveries to fund the department-wide financial risk management process. Staff inquired about how this request was different from the FY 2013-14 request, and the Department indicated that the financial risk management process funded in FY 2013-14 is designed to evaluate the financial practices of contractors, including documentation of work performed, policies, procedures and the allowability of expenses. The Department also responded that this request would be used to focus on the deliverables of a contract. The argument was made that the monitoring of the financial practices and deliverables are related, but could have different results in that a contractor may have good financial measures but poor deliverables. Additionally, a contractor may have great deliverables but poor financial practices.

The recommendation is intended to address the concerns staff raised during the briefing about using existing resources to efficiently monitor grantees, and at what point is there duplication of monitoring. The recommendation is intended to provide staff, and the Committee with a big picture view of the current grant programs and what changes can be made across all grant programs so that there is adequate, but not excessive level of monitoring and accountability.

→ Non-Prioritized Requested Changes

Request: The Department's request includes the annual fleet vehicle change from the Department of Personnel, and the following changes from the Office of Information Technology: secure Colorado phase II, eliminate redundant applications, Capitol Complex network resiliency, information technology service management ecosystem, Digital Trunked Radio System

operations increase, and information technology technical development.

Recommendation: The staff recommendation for these changes will be made by Alfredo Kemm during the Department of Personnel figure setting, and Kevin Neimond during the Office of the Governor figure setting. Staff requests permission to adjust the affected line items based on the Committee's actions.

(A) ADMINISTRATION

This subdivision provides services that are common to all divisions including accounting, budgeting, human resources, and purchasing. The appropriations for this subdivision include funds for expenses incurred through the provision of department-wide services, and centrally appropriated personnel line items like salary survey and health, life and dental.

Personal Services

Description: This line funds the personnel expenses for Department administration.

Request: The Department requests an appropriation of \$5,634,632 total funds and 65.8 FTE. The request includes the following two changes from the FY 2013-14 appropriation:

- An increase in funding and FTE for the contract monitoring decision item;
- An increase in funding and FTE for the realignment of information technology staff funded with indirect costs; and
- An increase in funding for the annualization of FY 2013-14 salary survey and merit pay.

Recommendation: **Staff recommends an appropriation of \$5,644,996 total funds and 65.8 FTE.** The recommendation the following changes from the FY 2013-14 appropriation:

- An increase of funding and FTE for the realignment of information technology staff funded with indirect costs;
- An increase for the annualization of the FY 2013-14 salary survey and merit pay.

The recommendation is calculated in accordance with Committee policy and outlined in the following table.

Administration and Support, Administration, Personal Services					
	Total Funds	General Fund	Reappropriated Funds	Federal Funds	FTE
FY 2013-14 Appropriation					
SB 13-230 (Long Bill)	<u>\$5,071,993</u>	<u>\$0</u>	<u>\$5,014,693</u>	<u>\$57,300</u>	<u>62.0</u>
TOTAL	\$5,071,993	\$0	\$5,014,693	\$57,300	62.0

JBC Staff Figure Setting: FY 2014-15
Staff Working Document – Does Not Represent Committee Decision

Administration and Support, Administration, Personal Services					
	Total Funds	General Fund	Reappropriated Funds	Federal Funds	FTE
FY 2014-15 Recommended Appropriation					
FY 2013-14 Appropriation	\$5,071,993	\$0	\$5,014,693	\$57,300	62.0
Base adjustments	250,082	0	250,082	0	2.8
Annualize prior year budget actions	243,105	0	243,105	0	0.0
R3 Risk based contract monitoring	<u>79,816</u>	<u>0</u>	<u>79,816</u>	<u>0</u>	<u>1.0</u>
TOTAL	\$5,644,996		\$5,587,696	\$57,300	65.8
Increase/(Decrease)	\$573,003	\$0	\$573,003	\$0	3.8
Percentage Change	11.3%	0.0%	11.4%	0.0%	6.1%
FY 2014-15 Executive Request:	\$5,634,632	\$0	\$5,577,332	\$57,300	65.8
Request Above/(Below)					
Recommendation	(\$10,364)	n/a	(\$10,364)	\$0	0.0

Retirements LEAVE PAYOUTS

***NAME CHANGE FOR FY 2014-15**

Description: The Department is required under state personnel rules to pay retiring and terminating employees for unused accrued leave. Pursuant to federal regulations in OMB Circular A-87, the Department cannot directly charge these costs to the federal grants. The Department uses indirect cost recoveries to pay these costs to federally funded employees. Any funds in this line item not required for the payout of federally funded employees is used to pay the leave payouts of General Fund and cash funded employees.

Request: The Department requests an appropriation of \$481,145 reappropriated funds. The request does not include any changes from the FY 2013-14 appropriation.

Recommendation: **Staff recommends the Department's request for an appropriation of \$481,145 reappropriated funds.**

Health, Life, and Dental

Description: This line funds the Department's share of the state's group health, life and dental insurance plans for state employees.

Request: The Department requests an appropriation of \$8,882,059 total funds, of which \$630,642 is General Fund, and \$434,356 is Medicaid reappropriated funds. The request includes the following changes from the FY 2013-14 appropriation:

- November 1 common policy adjustment; and
- A reduction for the FY 2014-15 health, life and dental budget amendment.

JBC Staff Figure Setting: FY 2014-15
Staff Working Document – Does Not Represent Committee Decision

Recommendation: Staff recommends an appropriation of \$4,830,340 total funds, of which \$630,642 is General Fund, and \$434,356 is Medicaid reappropriated funds, calculated in accordance with Committee policy. The recommendation includes the Committee common policy adjustment and is summarized in the following table.

The recommendation does not include an appropriation of \$4,051,719 federal funds because the Long Bill spending authority is for informational purposes only. The Department books the spending authority for these dollars to the line item which houses the federal funds. Staff recommends the calculation of this line item include the federal funds, but the federal funds not be shown in the Long Bill, since the Department does not require this spending authority.

Administration and Support, Administration, Health, Life, and Dental						
	Total Funds	General Fund	Cash Funds	Reappropriated Funds	Federal Funds	FTE
FY 2013-14 Appropriation						
SB 13-230 (Long Bill)	\$4,478,614	\$689,576	\$3,003,080	\$785,958	\$0	0.0
TOTAL	\$4,478,614	\$689,576	\$3,003,080	\$785,958	\$0	0.0
FY 2014-15 Recommended Appropriation						
FY 2013-14 Appropriation	\$4,478,614	\$689,576	\$3,003,080	\$785,958	\$0	0.0
Centrally appropriated line items	<u>351,726</u>	<u>(58,934)</u>	<u>314,066</u>	<u>96,594</u>	<u>0</u>	<u>0.0</u>
TOTAL	\$4,830,340	\$630,642	\$3,317,146	\$882,552	\$0	0.0
Increase/(Decrease)	\$351,726	(\$58,934)	\$314,066	\$96,594	\$0	0.0
Percentage Change	7.9%	(8.5%)	10.5%	12.3%	0.0%	0.0%
FY 2014-15 Executive Request:	\$8,882,059	\$630,642	\$3,317,146	\$882,552	\$4,051,719	0.0
Request Above/(Below)						
Recommendation	\$4,051,719	\$0	\$0	\$0	\$4,051,719	n/a

Short-term Disability

Description: This line item funds the Department's share of the state's short-term disability program which is administered by the Department of Personnel (PER).

Request: The Department requests an appropriation of \$194,209, of which \$16,010 is General Fund, and \$6,488 is Medicaid reappropriated funds. The request includes the November 1 common policy adjustment.

Recommendation: Staff recommends an appropriation of \$104,769 total funds, of which \$16,078 is General Fund, and \$6,488 is Medicaid reappropriated funds. The recommendation includes the Committee common policy adjustment and is summarized in the following table.

JBC Staff Figure Setting: FY 2014-15
Staff Working Document – Does Not Represent Committee Decision

The recommendation does not include an appropriation of \$89,880 federal funds because the Long Bill spending authority is for informational purposes only. The Department books the spending authority for these dollars to the line item which houses the federal funds. Staff recommends the calculation of this line item include the federal funds, but the federal funds not be shown in the Long Bill.

Administration and Support, Administration, Short-term Disability						
	Total Funds	General Fund	Cash Funds	Reappropriated Funds	Federal Funds	FTE
FY 2013-14 Appropriation						
SB 13-230 (Long Bill)	\$82,355	\$12,226	\$54,089	\$16,040	\$0	0.0
TOTAL	\$82,355	\$12,226	\$54,089	\$16,040	\$0	0.0
FY 2014-15 Recommended Appropriation						
FY 2013-14 Appropriation	\$82,355	\$12,226	\$54,089	\$16,040	\$0	0.0
Centrally appropriated line items	22,414	3,852	16,421	2,141	0	0.0
TOTAL	\$104,769	\$16,078	\$70,510	\$18,181	\$0	0.0
Increase/(Decrease)	22,414	3,852	16,421	2,141	\$0	0.0
Percentage Change	27.2%	31.5%	30.4%	13.3%	0.0%	0.0%
FY 2014-15 Executive Request:	\$194,209	\$16,010	\$70,214	\$18,105	\$89,880	0.0
Request Above/(Below)						
Recommendation	\$89,440	(\$68)	(\$296)	(\$76)	\$89,880	n/a

S.B. 04-257 Amortization Equalization Disbursement

Description: This line funds the costs associated with S.B. 04-257, which requires additional state contribution for employees in PERA. The Committee approved rates for CY 2014 and CY 2015 are 3.8 percent and 4.2 percent of the FY 2014-15 base salaries.

Request: The Department requests an appropriation of \$3,638,663 total funds, of which \$299,730 is General Fund and \$121,682 is Medicaid reappropriated funds. The request includes the November 1 common policy adjustment.

Recommendation: **Staff recommends the Long Bill reflect an appropriation of \$1,963,033 total funds, of which \$301,028 is General Fund, and \$121,682 is Medicaid reappropriated funds.** The recommendation includes the Committee common policy adjustment and is summarized in the following table.

The recommendation does not include reflecting \$1,683,932 federal funds because the Long Bill spending authority is for informational purposes only. The Department books the spending authority for these dollars to the line item which houses the federal funds.

JBC Staff Figure Setting: FY 2014-15
Staff Working Document – Does Not Represent Committee Decision

Administration and Support, Administration, S.B. 04-257 Amortization Equalization Disbursement						
	Total Funds	General Fund	Cash Funds	Reappropriated Funds	Federal Funds	FTE
FY 2013-14 Appropriation						
SB 13-230 (Long Bill)	<u>\$1,595,059</u>	<u>\$234,990</u>	<u>\$1,049,100</u>	<u>\$310,969</u>	<u>\$0</u>	<u>0.0</u>
TOTAL	\$1,595,059	\$234,990	\$1,049,100	\$310,969	\$0	0.0
FY 2014-15 Recommended Appropriation						
FY 2013-14 Appropriation	\$1,595,059	\$234,990	\$1,049,100	\$310,969	\$0	0.0
Centrally appropriated line items	<u>367,974</u>	<u>66,038</u>	<u>271,903</u>	<u>30,033</u>	<u>0</u>	<u>0.0</u>
TOTAL	\$1,963,033	\$301,028	\$1,321,003	\$341,002	\$0	0.0
Increase/(Decrease)	\$367,974	\$66,038	\$271,903	\$30,033	\$0	0.0
Percentage Change	23.1%	28.1%	25.9%	9.7%	0.0%	0.0%
FY 2014-15 Executive Request:	\$3,638,663	\$299,730	\$1,315,518	\$339,483	\$1,683,932	0.0
Request Above/(Below) Recommendation	\$1,675,630	(\$1,298)	(\$5,485)	(\$1,519)	\$1,683,932	n/a

S.B. 06-235 Supplemental Amortization Equalization Disbursement

Description: Senate Bill 06-235 created a mechanism to increase the state's effective PERA rate beginning on January 1, 2008. The Committee approved rates for CY 2014 and CY 2015 are 3.5 percent and 4.0 percent of the FY 2014-15 base salaries.

Request: The Department requests an appropriation of \$3,411,247, of which \$280,997 is General Fund, and \$106,580 is Medicaid reappropriated funds. The request includes the November 1 common policy adjustment.

Recommendation: **Staff recommends the Long Bill reflect an appropriation of \$1,840,344 total funds, of which \$282,214 is General Fund, and \$106,580 is Medicaid reappropriated funds.** The recommendation includes the Committee common policy adjustment and is summarized in the following table.

The recommendation does not include \$1,578,687 federal funds because the Long Bill spending authority is for informational purposes only. The Department books the spending authority for these dollars to the line item which houses the federal funds. Staff recommends the calculation of this line item include the federal funds, but the federal funds not be shown in the Long Bill.

JBC Staff Figure Setting: FY 2014-15
Staff Working Document – Does Not Represent Committee Decision

Administration and Support, Administration, S.B. 06-235 Supplemental Amortization Equalization Disbursement						
	Total Funds	General Fund	Cash Funds	Reappropriated Funds	Federal Funds	FTE
FY 2013-14 Appropriation						
SB 13-230 (Long Bill)	\$1,439,394	\$211,391	\$947,104	\$280,899	\$0	0.0
TOTAL	\$1,439,394	\$211,391	\$947,104	\$280,899	\$0	0.0
FY 2014-15 Recommended Appropriation						
FY 2013-14 Appropriation	\$1,439,394	\$211,391	\$947,104	\$280,899	\$0	0.0
Centrally appropriated line items	400,950	70,823	291,336	38,791	0	0.0
TOTAL	\$1,840,344	\$282,214	\$1,238,440	\$319,690	\$0	0.0
Increase/(Decrease)	\$400,950	\$70,823	\$291,336	\$38,791	\$0	0.0
Percentage Change	27.9%	33.5%	30.8%	13.8%	0.0%	0.0%
FY 2014-15 Executive Request:	\$3,411,247	\$280,997	\$1,233,298	\$318,265	\$1,578,687	0.0
Request Above/(Below) Recommendation	\$1,570,903	(\$1,217)	(\$5,142)	(\$1,425)	\$1,578,687	n/a

Salary Survey

Description: This line item funds the recommended salary adjustments pursuant to DPA's annual compensation report done to determine if the state salary structure is comparable to general market conditions.

Request: The Department requests an appropriation of \$1,327,109 total funds, of which \$111,596 is General Fund and \$47,711 is Medicaid reappropriated funds. The request reflects the statewide request to increase salaries by 1.5 percent.

Recommendation: **Staff recommends an appropriation of \$1,594,290 total funds, of which \$244,660 is General Fund and \$95,422 is Medicaid reappropriated funds.** The recommendation includes the Committee common policy adjustment and is summarized in the following table.

The recommendation does not include an appropriation of \$609,079 federal funds because the Long Bill spending authority is for informational purposes only. The Department books the spending authority for these dollars to the line item which houses the federal funds. Staff recommends the calculation of this line item include the federal funds, but the federal funds not be shown in the Long Bill, since the Department does not require this spending authority.

JBC Staff Figure Setting: FY 2014-15
Staff Working Document – Does Not Represent Committee Decision

Administration and Support, Administration, Salary Survey						
	Total Funds	General Fund	Cash Funds	Reappropriated Funds	Federal Funds	FTE
FY 2013-14 Appropriation						
SB 13-230 (Long Bill)	\$983,956	\$136,839	\$658,504	\$188,613	\$0	0.0
TOTAL	\$983,956	\$136,839	\$658,504	\$188,613	\$0	0.0
FY 2014-15 Recommended Appropriation						
FY 2013-14 Appropriation	\$983,956	\$136,839	\$658,504	\$188,613	\$0	0.0
Centrally appropriated line items	1,594,290	244,660	1,072,960	276,670	0	0.0
Annualize prior year budget actions	(983,956)	(136,839)	(658,504)	(188,613)	0	0.0
TOTAL	\$1,594,290	\$244,660	\$1,072,960	\$276,670	\$0	0.0
Increase/(Decrease)	\$610,334	\$107,821	\$414,456	\$88,057	\$0	0.0
Percentage Change	62.0%	78.8%	62.9%	46.7%	0.0%	0.0%
FY 2014-15 Executive Request:	\$1,327,109	\$111,596	\$476,908	\$129,526	\$609,079	0.0
Request Above/(Below) Recommendation	(\$267,181)	(\$133,064)	(\$596,052)	(\$147,144)	\$609,079	n/a

Merit Pay

Description: This line item provides funds to enable salary raises for classified employees according to a formula that rewards performance and gives greater percentage increases to employees at the lower end of the pay range.

Request: The Department requested an appropriation of \$1,260,930 total funds, of which \$95,489 is General Fund and \$44,124 is Medicaid reappropriated funds. The request reflects the statewide request to provide funding for merit pay in FY 2014-15.

Recommendation: **Staff recommends an appropriation of \$670,751 total funds, of which \$95,254 is General Fund and \$44,124 is Medicaid reappropriated funds.** The recommendation includes the Committee common policy adjustment and is summarized in the following table.

The recommendation does not include an appropriation of \$590,088 federal funds because the Long Bill spending authority is for informational purposes only. The Department books the spending authority for these dollars to the line item which houses the federal funds. Staff recommends the calculation of this line item include the federal funds, but the federal funds not be shown in the Long Bill, since the Department does not require this spending authority.

JBC Staff Figure Setting: FY 2014-15
Staff Working Document – Does Not Represent Committee Decision

Administration and Support, Administration, Merit Pay						
	Total Funds	General Fund	Cash Funds	Reappropriated Funds	Federal Funds	FTE
FY 2013-14 Appropriation						
SB 13-230 (Long Bill)	\$600,659	\$83,534	\$401,985	\$115,140	\$0	0.0
TOTAL	\$600,659	\$83,534	\$401,985	\$115,140	\$0	0.0
FY 2014-15 Recommended Appropriation						
FY 2013-14 Appropriation	600,659	83,534	401,985	115,140	\$0	0.0
Centrally appropriated line items	670,751	95,254	456,144	119,353	0	0.0
Annualize prior year budget actions	(600,659)	(83,534)	(401,985)	(115,140)	0	0.0
TOTAL	\$670,751	\$95,254	\$456,144	\$119,353	\$0	0.0
Increase/(Decrease)	\$70,092	\$11,720	\$54,159	\$4,213	\$0	0.0
Percentage Change	11.7%	14.0%	13.5%	3.7%	0.0%	0.0%
FY 2014-15 Executive Request:	\$1,260,930	\$95,489	\$455,643	\$119,710	\$590,088	0.0
Request Above/(Below)						
Recommendation	\$590,179	\$235	(\$501)	\$357	\$590,088	n/a

Shift Differential

Description: This line item provides additional funds for employees working outside the typical work hours of 8am to 5pm.

Request: The Department requests an appropriation of \$5,099 total funds of which \$55 is General Fund. The request includes the statewide common policy adjustment.

Recommendation: **Staff recommends the Department's request for an appropriation of \$5,099 total funds, of which \$55 is General Fund.** The recommendation is calculated in accordance with Committee policy.

Workers' Compensation

Description: This line item is used to pay the Department's share of the state's workers' compensation program run by the DPA.

Request: The Department requests an appropriation of \$658,392 reappropriated funds for this purpose. This request reflects an increase of \$146,077 reappropriated funds over the FY 2013-14 appropriation for the common policy adjustment.

Recommendation: **The staff recommendation for this line item is pending the approval of a Committee policy,** and staff requests permission to adjust the line once Committee policy is established.

Operating Expenses

Request: The Department requests an appropriation of \$1,938,926 reappropriated funds. The request includes an increase of \$661,219 reappropriated funds for the realignment of operating costs for information technology staff funded with indirect costs.

Recommendation: **Staff recommends an appropriation of \$1,938,926 reappropriated funds for this line.** The recommendation includes the increase of reappropriated funds related to aligning indirect cost recoveries with actual expenditures. The recommendation is calculated in accordance with Committee policy and summarized in the following table.

Administration and Support, Administration, Operating Expenses				
	Total Funds	General Fund	Reappropriated Funds	FTE
FY 2013-14 Appropriation				
SB 13-230 (Long Bill)	<u>\$1,277,707</u>	<u>\$0</u>	<u>\$1,277,707</u>	<u>0.0</u>
TOTAL	\$1,277,707	\$0	\$1,277,707	0.0
FY 2014-15 Recommended Appropriation				
FY 2013-14 Appropriation	\$1,277,707	\$0	\$1,277,707	0.0
Base adjustments	<u>661,219</u>	<u>0</u>	<u>661,219</u>	<u>0.0</u>
TOTAL	\$1,938,926		\$1,938,926	0.0
Increase/(Decrease)	\$661,219	\$0	\$661,219	0.0
Percentage Change	51.8%	0.0%	51.8%	0.0%
FY 2014-15 Executive Request:	\$1,938,926	\$0	\$1,938,926	0.0
Request Above/(Below)				
Recommendation	\$0	n/a	\$0	n/a

Legal Services

Description: This line item is used to pay the Department of Law for the provision of legal services to all divisions except the Hazardous Material and Waste Management Division.

Request: The Department requests an appropriation of 28,427 hours. This request does not contain any changes from the FY 2013-14 appropriation.

Recommendation: **Staff recommends 28,427 hours of services, and the dollar amount is pending the Committee policy of the hourly rate for FY 2014-15 legal services.** Staff requests permission to adjust the line once Committee policy is established.

Toxicology Unit Legal Services

Description: This line item was added through the FY 2013-14 supplemental (H.B. 14-1244) to provide funding for legal service costs related to the Toxicology Unit which was permanently closed in November 2013. The closure of the Unit eliminated the revenue from testing fees

previously used to pay for legal service costs. The appropriation in this line item ensures that fees paid for other laboratory services do not subsidize expenses attributable to the Toxicology Unit.

Request: The Department did not request a FY 2014-15 appropriation for this line item.

Recommendation: **Staff recommends 2,624 hours of legal services, and the dollar amount is pending the Committee policy of the hourly rate for FY 2014-15 legal services.** The recommendation is a continuation of the total number of hours used by the Toxicology Unit in FY 2013-14 (2,028 were funded with General Fund through the FY 2013-14 supplement and 544 were funded with indirect costs paid by the Laboratory Cash Fund). There remains uncertainty of the actual number of legal service hours that will be required for issues related to the Toxicology Unit. The appropriation in this line item will ensure that fees paid for other laboratory services do not subsidize expenses attributable to the Toxicology Unit.

Administrative Law Judge Services

Description: This line item funds the cost of purchasing administrative law judge services from DPA.

Request: The Department has requested an appropriation of \$7,744 reappropriated funds. This request includes a reduction of \$39,749 reappropriated funds for the common policy adjustment.

Recommendation: **Staff recommendation is pending the approval of a common policy by the Committee,** and staff requests permission to adjust the line once Committee policy for this line item is established.

Purchase of Services from Computer Center

***MOVED FROM 2(C) FOR FY 2014-15**

Description: This line item is used to reimburse OIT for the Department's share of the state's computer system, and is one of four IT common policy line items.

Request: The Department requests an appropriation of \$0 total funds. This request includes the following changes:

- An increase of \$329,662 total funds for the OIT common policy adjustment;
- Reduction of \$14,800 cash funds from the Marijuana Cash Fund for the annualization of H.B. 13-1317; and
- A reduction of \$5,597,694 reappropriated funds in accordance with the non-prioritized OIT request to consolidate all IT line items in one new Payments to OIT line item.

Recommendation: **Staff's recommendation is pending Committee policy for this line item.** Staff requests permission to adjust the line item once Committee policy is established.

Colorado State Network

***MOVED FROM 2(C) FOR FY 2014-15**

Description: This line item reimburses OIT for the Department's share of the statewide multi-use network, and is one of four IT common policy line items.

Request: The Department requests no appropriation for this line item. The request includes the following changes from the FY 2013-14 appropriation:

- a reduction of \$395,534 reappropriated funds for the IT common policy adjustment; and
- a reduction of \$246,436 reappropriated funds in accordance with the non-prioritized OIT request to consolidate the IT line items into one new Payments to OIT line item

Recommendation: **Staff's recommendation is pending Committee policy for this line item.** Staff requests permission to adjust the line item once Committee policy is established.

Management and Administration of OIT

***MOVED FROM 2(C) FOR FY 2014-15**

Description: This line item is used to pay OIT for the Department's share of costs for the management and administration of OIT, and is one of four IT common policy line items.

Request: The Department requests no appropriation for this line item. The request includes the following changes from the FY 2013-14 appropriation:

- A reduction of \$8,426 total funds for the IT common policy adjustment; and
- A reduction of \$344,561 total funds in accordance with the non-prioritized OIT request to consolidate all IT line items into one new Payments to OIT line item.

Recommendation: **Staff's recommendation is pending Committee policy for this line item.** Staff requests permission to adjust the line item once Committee policy is established.

Payment to Risk Management and Property Funds

Description: This line item is used to reimburse DPA for the Department's share of the state's liability and property insurance.

Request: The Department requests \$109,598 reappropriated funds for this purpose. This request includes an increase of \$10,478 reappropriated funds for the PER common policy adjustment.

Recommendation: **Staff recommendation is pending the approval of a Committee policy.** Staff requests permission to adjust the line once Committee policy is established.

Vehicle Lease Payments

Description: This line item provides funding for annual payments to DPA for the cost of administration, loan repayment, and lease-purchase payments for new and replacement motor vehicles used by the Department.

JBC Staff Figure Setting: FY 2014-15
Staff Working Document – Does Not Represent Committee Decision

Request: The Department requests nine vehicles be replaced in FY 2014-15. The table below summarizes the Program which uses the vehicle, the replacement criteria, and whether or not staff recommends the replacement.

Summary of Department's FY 2013-14 Replacement Request					
	Division	Vehicle Description	Fuel Type	Replacement Criteria	Recommended
1	Air Pollution Control	2005 Passenger 4x4 Hybrid	Gas/Electric Hybrid	High maintenance Cost (average per mile cost for this vehicle type is \$0.058 per mile, this vehicle is \$0.136 per mile)	Yes
2	Air Pollution Control	2005 Passenger 4x4 Hybrid	Gas/Electric Hybrid	High maintenance cost (average per mile cost for this vehicle type is \$0.058 per mile, this vehicle is \$0.064 per mile)	Yes
3	Air Pollution Control	2006 5 Passenger Medium Utility 4X4	Gas	High maintenance cost (average per mile cost for this vehicle type is \$0.031 per mile, this vehicle is \$0.054 per mile)	Yes
4	Environmental Health and Sustainability	2009 Midsize Station Wagon, 4X4	Gas	High mileage - projected to have 179,135 miles by July 1,2015	Yes
5	Environmental Health and Sustainability	2007 Hybrid Sedan	Gas/Electric Hybrid	High maintenance cost (average per mile cost for this vehicle type is \$0.050 per mile, this vehicle is \$0.101 per mile)	Yes
6	Hazardous Materials and Waste Management	2008 Passenger Hybrid 4x4	Gas/Electric Hybrid	High maintenance cost (average per mile cost for this vehicle type is \$0.058 per mile, this vehicle is \$0.079 per mile)	Yes
7	Health Facilities	3002 Midsize Sedan	Gas	High mileage - projected to have 150,480 miles by July 1, 2015, and high maintenance cost (average per mile cost for this vehicle type is \$0.048; this vehicle is \$0.107 per mile.)	Yes
8	Water Quality Control	2009 Passenger Hybrid 4x4	Gas/Electric Hybrid	High mileage - projected to have 157,690 miles by July 1,2015	Yes
9	Water Quality Control	2005 3/4 Ton Crew Cab Truck	Gas	Potential Compressed Natural Gas Repeal	No

Recommendation: The staff recommendation has the following two components:

- **Staff recommends the replacement of vehicles one through eight shown in the table above be replaced** based on the mileage and high maintenance cost criteria set forth by the Department of Personnel. The mileage criteria states that non-state patrol vehicles with more than 150,000 miles should be replaced. The high maintenance cost criteria states vehicles with maintenance costs in excess of 100.0 percent of the average costs for that vehicle type should be replaced.
- **Staff recommendation on the appropriation for this line item is pending the approval of a Committee policy.** Staff requests permission, once a Committee policy is set, to adjust the line item and apply a fund split.

Leased Space

Description: The Department has eight leased spaces throughout the state. The "main campus" is located near the intersection of Colorado Boulevard and Cherry Creek Drive in Denver and houses the majority of the Department's programs and staff. There are additional spaces leased throughout the state primarily for the Air Pollution Control Division and Water Quality Control Division.

Request: The Department requests an appropriation of \$6,253,866 total funds. The request includes an increase of \$3,366 cash funds for the increase lease costs for the air monitoring satellite facilities.

Recommendation: **Staff recommends an appropriation of \$6,250,000 total funds.** The recommendation is based on the recent actual expenditures which were \$5,811,638 in FY 2012-13 and providing funding for lease escalators. The recommendation is calculated in accordance with Committee policy and outlined in the table below.

Administration and Support, Administration, Leased Space						
	Total Funds	General Fund	Cash Funds	Reappropriated Funds	Federal Funds	FTE
FY 2013-14 Appropriation						
SB 13-230 (Long Bill)	<u>\$6,250,500</u>	<u>\$0</u>	<u>\$180,000</u>	<u>\$6,000,000</u>	<u>\$70,500</u>	<u>0.0</u>
TOTAL	\$6,250,500	\$0	\$180,000	\$6,000,000	\$70,500	0.0
FY 2014-15 Recommended Appropriation						
FY 2013-14 Appropriation	\$6,250,500	\$0	\$180,000	\$6,000,000	\$70,500	0.0
Centrally appropriated line items	<u>0</u>	<u>0</u>	<u>0</u>	<u>0</u>	<u>0</u>	<u>0.0</u>
TOTAL	\$6,250,500		\$180,000	\$6,000,000	\$70,500	0.0
Increase/(Decrease)	\$0	\$0	\$0	\$0	\$0	0.0
Percentage Change	0.0%	0.0%	0.0%	0.0%	0.0%	0.0%
FY 2014-15 Executive Request:	\$6,253,866	\$0	\$183,366	\$6,000,000	\$70,500	0.0
Request Above/(Below) Recommendation	\$3,366	n/a	\$3,366	\$0	\$0	n/a

Capitol Complex Leased Space

Description: The Department leases 3,996 square feet of space in the State Services Building in Grand Junction. Staff from the following divisions are housed at this location: Water Quality Control, Hazardous Materials and Waste Management, Disease Control, and Health Facilities.

Request: The Department requests an appropriation of \$30,452 reappropriated funds to cover the expenses of 3,996 square feet. The request includes a reduction of \$4,698 for the PER common policy adjustment.

Recommendation: Staff recommends funding for 3,996 square feet of space. The dollar amount for the appropriation is pending Committee policy. Staff requests permission to adjust the line item once Committee policy is established.

Communication Services Payment

***MOVED FROM 2(C) FOR FY 2014-15**

Description: This line item provides the funds for the Department's share of the state's public safety communications infrastructure, which is maintained by OIT, and is one of four IT common policy line items.

Request: The Department requests no appropriation for this line item. The request includes the following changes from the FY 2013-14 appropriation:

- An increase of \$23,087 reappropriated funds for the IT common policy adjustment; and
- A reduction of \$39,778 reappropriated funds pursuant to the non-prioritized request to consolidate all IT line items into one new Payments to OIT line item.

Recommendation: Staff's recommendation is pending Committee policy for this line item. Staff requests permission to adjust the line item once Committee policy is established.

COFRS Modernization

***MOVED FROM 2(C) FOR FY 2014-15**

Description: This line item was created in FY 2012-13 and funds the five-phase project to replace the statewide accounting system (COFRS) used by the Office of the State Controller to record all state revenues and expenditures.

Request: The Department requests an appropriation of \$699,370 reappropriated funds. The request includes a fund split adjustment for the third year of funding now eligible to be paid by indirect cost assessments.

Recommendation: Staff's recommendation is pending Committee policy for this line item. Staff requests permission to adjust the line item once Committee policy is established.

Utilities

Description: The primary use of funds in this line item is for utility expenses incurred by the State Laboratory. Additionally the utility expenses incurred by remote monitoring stations used by the Air Pollution Division are funded from this line item. Utility expenses for leased spaces are included in the cost of the lease and appropriated in the leased space line item.

Request: The Department requests an appropriation of \$563,651 total funds. The request does not include any changes from the FY 2013-14 appropriation.

Recommendation: Staff recommends the Department's request for an appropriation of \$563,651 total funds.

Building Maintenance and Repair

Description: This appropriation funds maintenance and repair at the Department's main campus and at the state-owned laboratory building at Lowery.

Request: The Department requests an appropriation of \$271,858 reappropriated funds. The request includes no changes from the FY 2013-14 appropriation.

Recommendation: **Staff recommends the Department's request for an appropriation of \$271,858 reappropriated funds.**

Reimbursement for Members of the State Board of Health

Description: This line item funds the \$50 daily per diem for State Board of Health Members when they attend board meetings pursuant to Section 25-1-104, C.R.S. All other approved travel expenses are paid through the operating expenses line item in this subdivision.

Request: The Department requests an appropriation of \$4,500 General Fund. The request includes no changes from the FY 2013-14 appropriation.

Recommendation: **Staff recommends the Department's request for an appropriation of \$4,500 General Fund.**

Payments to OIT

Description: As requested for FY 2014-15, this line item would fund all the information technology services provided by the Governor's Office of Information Technology.

Request: The Department requests an appropriation of \$6,855,223 reappropriated funds. The request includes an increase of \$6,855,223 for consolidation of all the information technology common policy line items.

Recommendation: **Staff recommendation is pending Committee policy.** Staff requests permission to adjust the line once Committee policy is established.

Indirect Cost Assessment

Note this description of indirect cost assessments applies to each indirect cost assessment line item in the Department's section of the Long Bill.

Description: This line item funds the indirect cost assessments paid by the cash- and federally-funded programs within this Division to cover the costs of the department-wide services (like budgeting, human resources, information technology services, and risk management costs). Indirect cost recoveries ensure that General Fund dollars are not subsidizing the provision of central services to cash- and federally-funded programs. Staff is recommending the use of the following plan for calculating indirect costs:

- Step 1- calculate the indirect cost pool by summing the FY 2014-15 appropriation of centrally appropriated line items and includes a 3.0 percent reserve because of the implementation of this new methodology in the first year;

- Step 2 - calculate each division's share of the indirect cost pool based on the percent of indirect costs budgeted for that Division in FY 2013-14;
- Step 3 - calculates each division's FY 2014-15 indirect cost assessment by multiplying the indirect cost pool by the division's percent calculated in step two;
- Step 4 - subtracts the FY 2013-14 appropriation as adjusted by the supplemental from the FY 2014-15 assessment amount to determine the adjustment.

The amount calculated in step four is the amount shown in the tables as the indirect cost adjustment for each division. Note this figure will be adjusted based on Committee policy for all outstanding centrally appropriated line items, including the IT line items, vehicle lease payments, workers compensation, legal services rate, among others.

Request: The Department request for this line item is simply a place holder until the FY 2014-15 line items in the indirect cost pool can be calculated based on the appropriation to all non-indirect cost assessment line items.

Recommendation: **Staff recommends an appropriation of \$465,294 total funds, of which \$246,174 is cash funds, \$40,000 is Medicaid reappropriated funds (the federal funds component), and \$179,120 federal funds** based on the Committee's policies on centrally appropriated line items to date. Staff requests permission to adjust the line based on the Committee's final action on all centrally appropriated line items for the FY 2014-15 Long Bill.

(B) OFFICE OF HEALTH DISPARITIES

The Office of Health Disparities administers the Health Disparities Grant Program created by H.B. 05-1262 which implemented the voter approved Amendment 35 Tobacco Tax. The mission of the Office is to overcome the differences in the quality of health care and associated health outcomes that current occur in different racial and ethnic groups across Colorado. The Office is primarily funded by 2.4 percent of the Amendment 35 revenue, and a small amount of General Fund.

Personal Services

Description: This line item funds the personnel expenses of the Office of Health Disparities.

Request: The Department requests an appropriation of \$280,678 totals funds, of which \$52,564 is General Fund, and 4.3 FTE. This request includes the annualization of FY 2013-14 salary survey and merit pay.

Recommendation: **Staff recommends the Department's request for an appropriation of \$280,678 total funds, of which \$52,564 is General Fund and 4.3 FTE.** The recommendation is calculated in accordance with Committee policy and outlined in the following table.

JBC Staff Figure Setting: FY 2014-15
Staff Working Document – Does Not Represent Committee Decision

Administration and Support, Office of Health Disparities, Personal Services					
	Total Funds	General Fund	Cash Funds	Reappropriated Funds	FTE
FY 2013-14 Appropriation					
SB 13-230 (Long Bill)	<u>\$271,569</u>	<u>\$50,539</u>	<u>\$221,030</u>	<u>\$0</u>	<u>4.3</u>
TOTAL	\$271,569	\$50,539	\$221,030	\$0	4.3
FY 2014-15 Recommended Appropriation					
FY 2013-14 Appropriation	\$271,569	\$50,539	\$221,030	\$0	4.3
Annualize prior year budget actions	<u>9,109</u>	<u>2,025</u>	<u>7,084</u>	<u>0</u>	<u>0.0</u>
TOTAL	\$280,678	\$52,564	\$228,114	\$0	4.3
Increase/(Decrease)	\$9,109	\$2,025	\$7,084	\$0	0.0
Percentage Change	3.4%	4.0%	3.2%	0.0%	0.0%
FY 2014-15 Executive Request:	\$280,678	\$52,564	\$228,114	\$0	4.3
Request Above/(Below)					
Recommendation	\$0	\$0	\$0	n/a	0.0

Operating Expenses

Description: This line item funds the Office of Health Disparities operating expenses.

Request: The Department requests an appropriation of \$65,579 total funds, of which \$6,672 is General Fund. The request does not include any changes from the FY 2013-14 appropriation.

Recommendation: **Staff recommends the Department's request for an appropriation of \$65,579 total funds, of which \$6,672 is General Fund and \$58,907 is cash funds.**

Health Disparities Grants

Description: This line item funds the grants awarded by the Office of Health Disparities. The dollar amount available each fiscal year is based on the amount of Amendment 35 tobacco tax revenue and unspent funds from the previous fiscal year.

Request: The Department requests an appropriation of \$3,699,149 cash funds. The request does not include any changes from the FY 2013-14 appropriation.

Recommendation: **Staff recommends an appropriation of \$3,935,731 cash funds.** The following table outlines the calculation used to determine the FY 2014-15 dollars available in the Health Disparities Program Fund for health disparities grants.

JBC Staff Figure Setting: FY 2014-15
Staff Working Document – Does Not Represent Committee Decision

Summary of Total Amendment 35 Funds for Health Disparities Grants	
	Amount
FY 2014-15 Projected Beginning Fund Balance	\$955,686
Amendment 35 revenue projection	3,388,800
Appropriation to Personal Services line item	(228,114)
Appropriation to Operating Expenses line item	(58,907)
Estimated indirect costs	(121,734)
5.0 percent reserve	(169,440)
FY 2014-15 Funds Available for Grants	\$3,935,731

Note the recommendation includes a 5.0 percent reserve based on the projected decrease of Amendment 35 revenues in FY 2013-14 of approximately \$6.0 million. The recommendation is calculated in accordance with Committee policy and outlined in the following table.

Administration and Support, Office of Health Disparities, Health Disparities Grants					
	Total Funds	General Fund	Cash Funds	Reappropriated Funds	FTE
FY 2013-14 Appropriation					
SB 13-230 (Long Bill)	\$3,699,149	\$0	\$3,699,149	\$0	0.0
TOTAL	\$3,699,149	\$0	\$3,699,149	\$0	0.0
FY 2014-15 Recommended Appropriation					
FY 2013-14 Appropriation	\$3,699,149	\$0	\$3,699,149	\$0	0.0
Appropriation of fund balance	354,182	0	354,182	0	0.0
Amendment 35 revenue adjustment	(117,600)	0	(117,600)	0	0.0
TOTAL	\$3,935,731		\$3,935,731	\$0	0.0
Increase/(Decrease)	\$236,582	\$0	\$236,582	\$0	0.0
Percentage Change	6.4%	0.0%	6.4%	0.0%	0.0%
FY 2014-15 Executive Request:	\$3,699,149	\$0	\$3,699,149	\$0	0.0
Request Above/(Below)					
Recommendation	(\$236,582)	n/a	(\$236,582)	n/a	n/a

(C) LOCAL PUBLIC HEALTH PLANNING AND SUPPORT

This subdivision provides Local Public Health Agencies (LPHAs) with planning, technical, and financial support to ensure that local public health agencies are able to effectively deliver health and environmental services. Senate Bill 08-194 made the following three fundamental changes to the structure of local public health services:

- Eliminated local health departments and nursing services, and created local public health agencies;
- Defined the duties of local public health agencies and local boards of health; and,
- Required the State Board of Health to:
 - Establish minimum qualifications for public health directors;
 - Define core public health services and quality standards
 - Determine the funding formula for public health agencies.

Assessment, Planning, and Support Program

Description: This Program provides local public health agencies with planning, technical, and financial assistance in the development, and implementation and service delivery of health and environmental services.

Request: The Department requests an appropriation of \$535,656 total funds, of which \$316,756 is General Fund and 8.4 FTE. The request includes the following changes from the FY 2013-14 appropriation:

- A reduction of \$139,303 cash funds for the annualization of S.B, 08-094; and
- An increase for the annualization of FY 2013-14 salary survey and merit pay.

Recommendation: **Staff recommends the Department's request for an appropriation of \$535,656 total funds, of which \$316,756 is General Fund and 8.4 FTE.** The recommendation is calculated in accordance with Committee policy and outlined in the following table.

Administration and Support, Local Public Health Planning and Support, Assessment, Planning, and Support Program					
	Total Funds	General Fund	Cash Funds	Federal Funds	FTE
FY 2013-14 Appropriation					
SB 13-230 (Long Bill)	\$666,855	\$308,652	\$139,303	\$218,900	8.4
TOTAL	\$666,855	\$308,652	\$139,303	\$218,900	8.4
FY 2014-15 Recommended Appropriation					
FY 2013-14 Appropriation	\$666,855	\$308,652	\$139,303	\$218,900	8.4
Annualize prior year legislation	(139,303)	0	(139,303)	0	0.0
Annualize prior year budget actions	8,104	8,104	0	0	0.0
TOTAL	\$535,656	\$316,756	\$0	\$218,900	8.4
Increase/(Decrease)	(\$131,199)	\$8,104	(\$139,303)	\$0	0.0
Percentage Change	(19.7%)	2.6%	(100.0%)	0.0%	0.0%

*JBC Staff Figure Setting: FY 2014-15
Staff Working Document – Does Not Represent Committee Decision*

Administration and Support, Local Public Health Planning and Support, Assessment, Planning, and Support Program					
	Total Funds	General Fund	Cash Funds	Federal Funds	FTE
FY 2014-15 Executive Request:	\$535,656	\$316,756	\$0	\$218,900	8.4
Request Above/(Below) Recommendation	\$0	\$0	\$0	\$0	0.0

Distributions to Local Public Health Agencies

Description: This line item funds the moneys allocated to local public health agencies for provision of required health and environmental services pursuant to Section 25-1-512, C.R.S. These moneys are from the General Fund and 7.0 percent of the tier 2 tobacco-settlement revenues. In FY 2013-14 funding for environmental health services not provided by local public health agencies was consolidated into this line item because of changes in the structure of local public health agencies as a result of S.B 08-094. Larger local public health agencies conduct their own environmental health inspections and cover these expenses from a combination of fees and local funds. The smaller agencies have two options: ask the Department to conduct these inspections for them, or conduct the inspections themselves and receive a subsidy from the Department. A portion of the General Fund in this line item is used to pay for the subsidy provided to local public health agencies.

Request: The Department requests an appropriation of \$8,513,222 total funds, of which \$6,531,478 is General Fund and \$1,981,744 is cash fund from Tobacco Master Settlement revenues. The request does not include any changes from the FY 2013-14 appropriation.

Recommendation: **Staff recommends an appropriation of \$8,552,223 total funds, of which \$6,531,478 is General Fund and \$2,020,745 is cash funds from Tobacco Master Settlement revenue.** The recommendation includes adjustments to the amount of funds available from Tobacco Master Settlement revenues.

Pursuant to Section 25-1-512(2), C.R.S. the public health services support fund cannot have a year-end balance greater than 5.0 percent of the appropriation. If the Fund has a balance greater than 5.0 percent the excess reserve is created to the Tobacco Litigation Fund. The recommendation as outlined in the following table includes no reserve because the intent of the General Assembly is that all funds received from Tobacco Master Settlement each year be spent. If Tobacco Master Settlement revenues come in lower than projected the Department will simple revert spending authority.

Summary of Tobacco Master Settlement Funds Available for Local Public Health Funding	
	Amount
FY 2014-15 Projected beginning Fund balance	\$176,405
Tobacco Master Settlement Revenue	1,906,837
Estimated indirect costs	(62,497)
FY 2014-15 Funds Available for Grants	\$2,020,745

JBC Staff Figure Setting: FY 2014-15
Staff Working Document – Does Not Represent Committee Decision

The recommendation is calculated in accordance with Committee policy and outlined in the following table.

Administration and Support, Local Public Health Planning and Support, Distributions to Local Public Health Agencies				
	Total Funds	General Fund	Cash Funds	FTE
FY 2013-14 Appropriation				
SB 13-230 (Long Bill)	<u>\$8,513,222</u>	<u>\$6,531,478</u>	<u>\$1,981,744</u>	<u>0.0</u>
TOTAL	\$8,513,222	\$6,531,478	\$1,981,744	0.0
FY 2014-15 Recommended Appropriation				
FY 2013-14 Appropriation	\$8,513,222	\$6,531,478	\$1,981,744	0.0
Tobacco Master Settlement revenue adjustment	(39,443)	0	(39,443)	0.0
Appropriation of fund balance	<u>78,444</u>	<u>0</u>	<u>78,444</u>	<u>0.0</u>
TOTAL	\$8,552,223	\$6,531,478	\$2,020,745	0.0
Increase/(Decrease)	\$39,001	\$0	\$39,001	0.0
Percentage Change	0.5%	0.0%	2.0%	0.0%
FY 2014-15 Executive Request:				
Request Above/(Below) Recommendation	(\$39,001)	\$0	(\$39,001)	n/a

Environmental Health Services Not Provided by Local Health Departments

This line item was consolidated into the Distributions to Local Public Health Agencies in FY 2013-14 because of the changes in the structure of local public health agencies as a result of S.B. 08-094. This line item will not appear in the FY 2014-15 Long Bill and appears in the numbers pages for informational purposes only.

(2) CENTER FOR HEALTH AND ENVIRONMENTAL INFORMATION

This division gathers, analyzes and disseminates health and environmental data, provides birth and death certificates, administers the medical marijuana registry, and manages the Department's HIPAA compliance. This Division also houses funding for the Department information technology services provided by the Governor's Office of Information Technology.

DIVISION REQUEST AND RECOMMENDATION SUMMARY

Center for Health and Environmental Information						
	Total Funds	General Fund	Cash Funds	Reappropriated Funds	Federal Funds	FTE
FY 2013-14 Appropriation						
SB 13-230 (Long Bill)	\$15,031,477	\$654,989	\$6,070,818	\$4,404,302	\$3,901,368	77.8
Other legislation	4,021	0	4,021	0	0	0.1
HB 14-1244 (Supplemental)	<u>850,000</u>	<u>0</u>	<u>900,000</u>	<u>(50,000)</u>	<u>0</u>	<u>0.0</u>
TOTAL	\$15,885,498	\$654,989	\$6,974,839	\$4,354,302	\$3,901,368	77.9
FY 2014-15 Recommended Appropriation						
FY 2013-14 Appropriation	\$15,885,498	\$654,989	\$6,974,839	\$4,354,302	\$3,901,368	77.9
Base adjustments	(7,905,400)	(654,989)	(1,154,497)	(4,317,046)	(1,778,868)	(2.8)
Annualize prior year legislation	(25)	0	(25)	0	0	0.0
Annualize prior year budget actions	122,244	0	122,244	0	0	0.0
Indirect costs adjustment	312,470	0	220,554	0	91,916	0.0
Informational funds adjustment	<u>(76,300)</u>	<u>0</u>	<u>0</u>	<u>0</u>	<u>(76,300)</u>	<u>0.0</u>
TOTAL	\$8,338,487	\$0	\$6,163,115	\$37,256	\$2,138,116	75.1
Increase/(Decrease)	(\$7,547,011)	(\$654,989)	(\$811,724)	(\$4,317,046)	(\$1,763,252)	(2.8)
Percentage Change	(47.5%)	(100.0%)	(11.6%)	(99.1%)	(45.2%)	(3.6%)
FY 2014-15 Executive Request:	\$7,202,317	\$0	\$5,042,561	\$37,256	\$2,122,500	75.1
Request Above/(Below) Recommendation	(\$1,136,170)	\$0	(\$1,120,554)	\$0	(\$15,616)	0.0

(A) HEALTH STATISTICS AND VITAL RECORDS

The Health Statistics Section collects, analyzes, and disseminates vital event and health survey data, which is used to monitor health trends, identify groups at risk for specific health problems, prioritize health issues, develop programs and policies, and evaluate the effectiveness of health promotion strategies. Data users include the Center for Disease Control, local public health agencies, and epidemiologists.

The Vital Records Section maintains the official records of all the births, deaths, marriages, divorces, adoptions, and name changes that occur in Colorado. The Voluntary Adoption

JBC Staff Figure Setting: FY 2014-15
Staff Working Document – Does Not Represent Committee Decision

Registry, which facilitates voluntary contact between Colorado-born adoptees 18 years of age and older and their birth parents is maintained by Section.

Personal Services

Description: This line item funds the personnel expenses of this subdivision. Approximately half the records staff is responsible for collecting, modifying and certifying birth and death records. The other half is responsible for the collection, preparation and analysis of health data including: behavioral health data such as the Pregnancy Risk Assessment and Monitoring System and the Behavioral Risk Factor Surveillance System. Funding for the staff who oversees the Medical Marijuana Registry was moved to a separate line item in FY 2012-13.

Request: The Department requests an appropriation of \$3,273,032 total funds, of which \$5,887 is Medicaid reappropriated funds (\$2,944 net General Fund) and 49.2 FTE. The recommendation includes the following changes from the FY 2013-14 appropriation:

- An increase of \$70,849 cash funds for the base adjustment of costs paid by the Vital Statistics Records cash fund for this division; and
- An increase for the annualization of FY 2013-14 salary survey and merit pay.

Recommendation: **Staff recommends the Department's request for an appropriation of \$3,273,032 total funds, of which \$5,887 is Medicaid reappropriated funds (\$2,944 net General Fund) and 49.2 FTE.** The recommendation is calculated in accordance with Committee policy and outlined in the following table.

Center for Health and Environmental Information, Health Statistics and Vital Records, Personal Services						
	Total Funds	General Fund	Cash Funds	Reappropriated Funds	Federal Funds	FTE
FY 2013-14 Appropriation						
SB 13-230 (Long Bill)	\$3,134,304	\$0	\$1,775,917	\$5,887	\$1,352,500	49.1
Other legislation	<u>3,879</u>	<u>0</u>	<u>3,879</u>	<u>0</u>	<u>0</u>	<u>0.1</u>
TOTAL	\$3,138,183	\$0	\$1,779,796	\$5,887	\$1,352,500	49.2
FY 2014-15 Recommended Appropriation						
FY 2013-14 Appropriation	\$3,138,183	\$0	\$1,779,796	\$5,887	\$1,352,500	49.2
Base adjustments	70,849	0	70,849	0	0	0.0
Annualize prior year budget actions	<u>64,000</u>	<u>0</u>	<u>64,000</u>	<u>0</u>	<u>0</u>	<u>0.0</u>
TOTAL	\$3,273,032	\$0	\$1,914,645	\$5,887	\$1,352,500	49.2
Increase/(Decrease)	\$134,849	\$0	\$134,849	\$0	\$0	0.0
Percentage Change	4.3%	0.0%	7.6%	0.0%	0.0%	0.0%
FY 2014-15 Executive Request:	\$3,273,032	\$0	\$1,914,645	\$5,887	\$1,352,500	49.2
Request Above/(Below) Recommendation	\$0	n/a	\$0	\$0	\$0	0.0

Operating Expenses

Description: This line item funds the operating expenses of the Health Statistics and Vital Records Sections.

Request: The Department requests an appropriation of \$939,270 total funds. The request includes the following changes from the FY 2013-14 appropriation:

- A reduction of \$25 cash funds for the annualization of S.B. 13-011 (Civil Unions); and
- An increase of \$103,927 cash funds for the realignment of information technology operating expenses.

Recommendation: **Staff recommends an appropriation of \$862,970 total funds.** The recommendation includes the following changes from the FY 2013-14 appropriation:

- A reduction of \$25 cash funds for the annualization of S.B. 13-011 (Civil Unions);
- An increase of \$103,927 cash funds for the realignment of information technology operating expenses; and
- A reduction of federal funds to align the FY 2014-15 Long Bill with recent actual expenditures.

The recommendation is calculated in accordance with Committee policy and outlined in the following table.

Center for Health and Environmental Information, Health Statistics and Vital Records, Operating Expenses					
	Total Funds	General Fund	Cash Funds	Federal Funds	FTE
FY 2013-14 Appropriation					
SB 13-230 (Long Bill)	\$835,226	\$0	\$565,326	\$269,900	0.0
Other legislation	<u>142</u>	<u>0</u>	<u>142</u>	<u>0</u>	<u>0.0</u>
TOTAL	\$835,368	\$0	\$565,468	\$269,900	0.0
FY 2014-15 Recommended Appropriation					
FY 2013-14 Appropriation	\$835,368	\$0	\$565,468	\$269,900	0.0
Base adjustments	103,927	0	103,927	0	0.0
Annualize prior year legislation	(25)	0	(25)	0	0.0
Informational funds adjustment	<u>(76,300)</u>	<u>0</u>	<u>0</u>	<u>(76,300)</u>	<u>0.0</u>
TOTAL	\$862,970		\$669,370	\$193,600	0.0
Increase/(Decrease)	\$27,602	\$0	\$103,902	(\$76,300)	0.0
Percentage Change	3.3%	0.0%	18.4%	(28.3%)	0.0%
FY 2014-15 Executive Request:	\$939,270	\$0	\$669,370	\$269,900	0.0
Request Above/(Below) Recommendation	\$76,300	n/a	\$0	\$76,300	n/a0

(B) MEDICAL MARIJUANA REGISTRY

The Department is required to administer the Medical Marijuana Registry pursuant to Section 25-1.5-106 (2) (f), C.R.S. The Registry is the state database for all individuals who have satisfied the medical requirements to use medical marijuana and have paid the Medical Marijuana Registry fee.

Personal Services

Description: This line item funds the personnel expenses of the Medical Marijuana Registry.

Request: The Department requests \$1,986,436 cash funds and 25.9 FTE. The request includes an increase for the annualization of FY 2013-14 salary survey and merit pay.

Recommendation: **Staff recommends the Department's request for an appropriation of \$1,986,436 cash funds and 25.9 FTE.** The recommendation is calculated in accordance with Committee policy and outlined in the following table.

Center for Health and Environmental Information, Medical Marijuana Registry, Personal Services				
	Total Funds	General Fund	Cash Funds	FTE
FY 2013-14 Appropriation				
SB 13-230 (Long Bill)	<u>\$1,928,192</u>	<u>\$0</u>	<u>\$1,928,192</u>	<u>25.9</u>
TOTAL	\$1,928,192	\$0	\$1,928,192	25.9
FY 2014-15 Recommended Appropriation				
FY 2013-14 Appropriation	\$1,928,192	\$0	\$1,928,192	25.9
Annualize prior year budget actions	<u>58,244</u>	<u>0</u>	<u>58,244</u>	<u>0.0</u>
TOTAL	\$1,986,436		\$1,986,436	25.9
Increase/(Decrease)	\$58,244	\$0	\$58,244	0.0
Percentage Change	3.0%	0.0%	3.0%	0.0%
FY 2014-15 Executive Request:	\$1,986,436	\$0	\$1,986,436	25.9
Request Above/(Below) Recommendation	\$0	n/a	\$0	0.0

Operating Expenses

Description: This line item funds the operating expenses of the Medical Marijuana Registry.

Request: The Department requests an appropriation of \$172,110 cash funds. The request does not include any changes from the FY 2013-14 appropriation.

Recommendation: **Staff recommends the Department's request for an appropriation of \$172,110 cash funds.**

Transfer to DORA for Medical Marijuana

Pursuant to Section 25-1.5-106 (7), C.R.S. the Colorado Board of Medical Examiners in the Department of Regulatory Agencies was able to utilize dollars in the Medical Marijuana Program Fund dollars for the costs associated with the investigation and prosecution of medical doctors found to be in violation of the laws governing the doctor-patient relationship for medical marijuana patients. The Board of Medical Examiners is the state board responsible for the regulation of medical examiners in Colorado. This line item will only appear in the numbers pages pursuant to Section 25-1.5-106 (7) (II), C.R.S. the language allowing Medical Marijuana Program Fund dollars to pay for the expenses incurred by the Board of Medical Examiners was repealed effective July 1, 2012. **This line item will not appear in the FY 2014-15 Long Bill and only appears in the numbers pages for historical information.**

(C) INFORMATION TECHNOLOGY SERVICES

***ELIMINATED FOR FY 2014-15**

This subdivision funds the costs of information technology services provided to the Department by OIT, as well as information technology costs not subject to the OIT consolidation.

Personal Services

***PORTION MOVED TO 1(A) AND A PORTION MOVED TO (2) (A)**

Description: This line item funds the personnel expenses associated with the staff who manage the budget and payments to the Governor's Office of Information Technology (OIT) for the provision of information technology services.

Request: The Department requests no appropriation for this line item in accordance with the realignment of the information technology personal services to the Administration and Support subdivision and the Health Statistics and Vital Records subdivision.

Recommendation: **Staff recommends the Department's request for no appropriation and the transfer of a portion of this line item to the Administration subdivision and the remaining portion be transferred to the Health Statistics and Vital Records subdivision.**

Operating Expenses

***PORTION MOVED TO 1(A) AND A PORTION MOVED TO (2) (A)**

Description: This line item funds information technology services that cannot be directly allocated to a specific program or division.

Request: The Department requests no appropriation for this line item in accordance with the realignment of the information technology operating expenses to the Administration and Support subdivision and the Health Statistics and Vital Records subdivision.

Recommendation: **Staff recommends the Department's request for no appropriation and the transfer of a portion of this line item to the Administration subdivision and the remaining portion be transferred to the Health Statistics and Vital Records subdivision.**

Purchase of Services from Computer Center

***MOVED TO 1(A) FOR FY 2014-15**

Description: This line item is used to reimburse OIT for the Department's share of the state's computer system, and is one of four IT common policy line items.

Request: The Department requests no appropriation for this line item in accordance with the realignment of line items funded with indirect costs assessments into one subdivision.

Recommendation: **Staff recommends this line item be transferred to the Administration subdivision.** For informational purposes the staff recommendation is pending Committee policy for this line item.

Multiuse Network Payments

***MOVED TO 1(A) FOR FY 2014-15**

Description: This line item reimburses OIT for the Department's share of the statewide multi-use network, and is one of four IT common policy line items.

Request: The Department requests no appropriation for this line item in accordance with the realignment of line items funded with indirect costs assessments into one subdivision.

Recommendation: **Staff recommends this line item be transferred to the Administration subdivision.** For informational purposes the staff recommendation is pending Committee policy for this line item.

Management and Administration of OIT

***MOVED TO 1(A) FOR FY 2014-15**

Description: This line item is used to pay OIT for the Department's share of costs for the management and administration of OIT, and is one of four IT common policy line items.

Request: The Department requests no appropriation for this line item in accordance with the realignment of line items funded with indirect costs assessments into one subdivision.

Recommendation: **Staff recommends this line item be transferred to the Administration subdivision.** For informational purposes the staff recommendation is pending Committee policy for this line item.

Communication Services Payment

***MOVED TO 1(A) FOR FY 2014-15**

Description: The Department requests no appropriation for this line item in accordance with the realignment of line items funded with indirect costs assessments into one subdivision.

Request: The Department requests no appropriation for this line item in accordance with the realignment of line items funded with indirect costs assessments into one subdivision.

Recommendation: **Staff recommends this line item be transferred to the Administration subdivision.** For informational purposes the staff recommendation is pending Committee policy for this line item.

COFRS Modernization

***MOVED TO 1(A) FOR FY 2014-15**

Description: This line item was created in FY 2012-13 and funds the five-phase project to replace the statewide accounting system (COFRS) used by the Office of the State Controller to record all state revenues and expenditures.

Request: The Department requests no appropriation for this line item in accordance with the realignment of line items funded with indirect costs assessments into one subdivision.

Recommendation: **Staff recommends this line item be transferred to the Administration subdivision.** For informational purposes the staff recommendation is pending Committee policy for this line item.

~~(D)~~ (C) INDIRECT COST ASSESSMENT

***RENUMBERED FOR FY 2014-15**

Request: The Department request for this line item is a place holder until the FY 2014-15 indirect cost assessment can be calculated.

Recommendation: **Staff recommends an appropriation of \$2,043,939 total funds, of which \$1,420,554 is cash funds, \$31,369 is Medicaid reappropriated funds (the federal funds component), and \$592,016 is federal funds** based on the Committee's policies on centrally appropriated line items to date. Staff requests permission to adjust the line based on the Committee's final action on all centrally appropriated line items for the FY 2014-15 Long Bill.

(3) LABORATORY SERVICES

The state public health and environmental laboratory conducts over 290 different laboratory tests including water testing, newborn screening, food and milk testing, drug and alcohol testing, rabies testing, bacteria and virus testing, West Nile virus testing, and environmental testing. The Laboratory provides fourteen different services including expert testimony, accredited training for testing professionals, and on-site equipment inspections and certifications.

Laboratory Services						
	Total Funds	General Fund	Cash Funds	Reappropriated Funds	Federal Funds	FTE
FY 2013-14 Appropriation						
SB 13-230 (Long Bill)	\$12,980,645	\$1,058,393	\$7,856,370	\$332,382	\$3,733,500	74.2
Other legislation	87,615	0	87,615	0	0	1.0
HB 14-1244 (Supplemental)	<u>(50,000)</u>	<u>0</u>	<u>(50,000)</u>	<u>0</u>	<u>0</u>	<u>0.0</u>
TOTAL	\$13,018,260	\$1,058,393	\$7,893,985	\$332,382	\$3,733,500	75.2
FY 2014-15 Recommended Appropriation						
FY 2013-14 Appropriation	\$13,018,260	\$1,058,393	\$7,893,985	\$332,382	\$3,733,500	75.2
Indirect costs adjustment	333,861	0	261,675	0	72,186	0.0
Medical inflation	134,436	6,572	108,245	0	19,619	0.0
Toxicology Unit funding	116,970	116,970	0	0	0	0.0
Annualize prior year budget actions	109,104	23,198	85,906	0	0	0.0
Informational funds adjustment	(741,600)	0	0	0	(741,600)	0.0
Annualize prior year legislation	<u>(83,615)</u>	<u>0</u>	<u>(83,615)</u>	<u>0</u>	<u>0</u>	<u>(1.0)</u>
TOTAL	\$12,887,416	\$1,205,133	\$8,266,196	\$332,382	\$3,083,705	74.2
Increase/(Decrease)	(\$130,844)	\$146,740	\$372,211	\$0	(\$649,795)	(1.0)
Percentage Change	(1.0%)	13.9%	4.7%	0.0%	(17.4%)	(1.3%)
FY 2014-15 Executive Request:	\$13,089,749	\$1,081,591	\$7,942,276	\$332,382	\$3,733,500	74.2
Request Above/(Below)						
Recommendation	\$202,333	(\$123,542)	(\$323,920)	\$0	\$649,795	(0.0)

→ Toxicology Unit Funding

Request: The Department did not request this funding.

Recommendation: **Staff recommends an appropriation of \$116,970 General Fund to pay for existing financial obligations of the Toxicology Unit.**

Analysis: The permanent closure of the Toxicology Unit and no revenue from fees for testing, compounded by preexisting financial obligations of the Toxicology Unit compounded by no revenue results in a need to appropriate General Fund in FY 2014-15 to ensure fees paid for

JBC Staff Figure Setting: FY 2014-15
Staff Working Document – Does Not Represent Committee Decision

other services provided by the State Laboratory do not subsidize the Toxicology Unit. The following table summarizes what the existing financial obligations are.

Existing Financial Obligations of the Toxicology Unit		
	FY 2014-15	FY 2015-16
Estimated Personal Services		
Employee Salaries	(\$26,748)	(\$26,748)
Estimated Operating Expenses		
Toxicology Analysis of Litpacks and CORA requests	(33,222)	(33,222)
Supplies and Indirect Costs	(20,000)	(10,000)
Instrument Leases/Agreements	<u>(37,000)</u>	<u>0</u>
<i>Subtotal - Operating Expenses</i>	<i>(\$90,222)</i>	<i>(\$43,222)</i>
Total Expenditures	(\$116,970)	(\$69,970)

Director's Office

Description: This line item will fund the personnel and operating expenses of the Director's Office. Cash funds are from the Newborn Screening and Genetic Counseling Cash Fund, the Laboratory Cash Fund, and the Law Enforcement Assistance Fund.

Request: The Department requests an appropriation of \$504,971 cash funds and 5.5 FTE. The request includes an increase for the annualization of FY 2013-14 salary survey and merit pay.

Recommendation: **Staff recommends the Department's request for an appropriation of \$504,971 cash funds and 5.5 FTE.** The recommendation is calculated in accordance with Committee policy and outlined in the following table.

Laboratory Services, Director's Office					
	Total Funds	General Fund	Cash Funds	Federal Funds	FTE
Personal Services					
FY 2013-14 Appropriation	\$472,550	\$0	\$472,550	\$0	5.5
Annualize prior year budget actions	<u>10,000</u>	<u>0</u>	<u>10,000</u>	<u>0</u>	<u>0.0</u>
Subtotal - Personal Services	\$482,550	\$0	\$482,550	\$0	5.5
Operating Expenses					
FY 2013-14 Appropriation	\$22,421	\$0	\$22,421	\$0	0.0
Annualize prior year budget actions	<u>0</u>	<u>0</u>	<u>0</u>	<u>0</u>	<u>0.0</u>
Subtotal - Operating Expenses	\$22,421	\$0	\$22,421	\$0	0.0

*JBC Staff Figure Setting: FY 2014-15
Staff Working Document – Does Not Represent Committee Decision*

Laboratory Services, Director's Office					
	Total Funds	General Fund	Cash Funds	Federal Funds	FTE
Total Recommended FY 2014-15 Appropriation	\$504,971	\$0	\$504,971	\$0	5.5
FY 2014-15 Executive Request	\$504,971	\$0	\$504,971	\$0	5.5
Request Above/(Below) Recommendation	\$0	\$0	\$0	\$0	0.0

Chemistry and Microbiology Personal Services

Description: The Chemistry and Microbiology Section of the Laboratory conducts tests and analysis for a variety of state programs, including the Water Quality Control Division and the Colorado State Patrol, as well as private, non-state clients. This section of the lab analyzes blood, urine, and bodily fluid specimens, performs water and environmental testing, and analysis for disease outbreaks and newborn screenings. This line item funds the personnel expenses of this section of the State Lab.

Request: The Department requests an appropriation of \$5,591,205 total funds, of which \$766,774 is General Fund and 57.7 FTE. The request includes the following changes from the FY 2013-14 appropriation:

- A reduction for the annualization of H.B. 13-1317 appropriation for standards for licensing the laboratories that will be responsible for the testing and certification of marijuana as required by Section 12-43.4-202 (3) (a) (IV) (G), C.R.S.; and
- An increase for the annualization of the FY 2013-14 salary survey and merit pay.

Recommendation: **Staff recommends an appropriation of \$4,655,653 total funds, of which \$743,576 is General Fund and 57.7 FTE.** The recommendation includes the following changes from the FY 2013-14 appropriation:

- An increase of \$89,104 total funds, of which \$23,198 is General Fund for the annualization of salary survey and merit pay;
- An increase of \$26,748 General Fund for ongoing financial obligations of the Toxicology Unit;
- A reduction of \$63,162 Marijuana Cash Funds and 1.0 FTE for the annualization of S.B. 13-1317; and
- A reduction of \$966,300 federal funds to align the FY 2014-15 Long Bill with recent actual expenditures.

The recommendation is calculated in accordance with Committee policy and summarized in the following table.

JBC Staff Figure Setting: FY 2014-15
Staff Working Document – Does Not Represent Committee Decision

Laboratory Services, Chemistry and Microbiology Personal Services						
	Total Funds	General Fund	Cash Funds	Reappropriated Funds	Federal Funds	FTE
FY 2013-14 Appropriation						
SB 13-230 (Long Bill)	\$5,502,101	\$743,576	\$2,378,416	\$93,509	\$2,286,600	57.7
Other legislation	<u>67,162</u>	<u>0</u>	<u>67,162</u>	<u>0</u>	<u>0</u>	<u>1.0</u>
TOTAL	\$5,569,263	\$743,576	\$2,445,578	\$93,509	\$2,286,600	58.7
FY 2014-15 Recommended Appropriation						
FY 2013-14 Appropriation	\$5,569,263	\$743,576	\$2,445,578	\$93,509	\$2,286,600	58.7
Annualize prior year legislation	(63,162)	0	(63,162)	0	0	(1.0)
Annualize prior year budget actions	89,104	23,198	65,906	0	0	0.0
Informational funds adjustment	(966,300)	0	0	0	(966,300)	0.0
Toxicology Unit funding	<u>26,748</u>	<u>26,748</u>	<u>0</u>	<u>0</u>	<u>0</u>	<u>0.0</u>
TOTAL	\$4,655,653	\$793,522	\$2,448,322	\$93,509	\$1,320,300	57.7
Increase/(Decrease)	(\$913,610)	\$49,946	\$2,744	\$0	(\$966,300)	(1.0)
Percentage Change	(16.4%)	6.7%	0.1%	0.0%	(42.3%)	(1.7%)
FY 2014-15 Executive Request:	\$5,591,205	\$766,774	\$2,444,322	\$93,509	\$2,286,600	57.7
Request Above/(Below) Recommendation	\$935,552	(\$26,748)	(\$4,000)	\$0	\$966,300	0.0

Chemistry and Microbiology Operating Expenses

Description: This line item funds the operating expenses of the Chemistry and Microbiology Section.

Request: The Department requests an appropriation of \$4,275,610 total funds, of which \$314,817 is General Fund. The request includes a reduction of \$20,453 cash funds from the Marijuana Cash Fund for the annualization of H.B. 13-1317.

Recommendation: **Staff recommends an appropriation of \$4,331,576 total funds, of which \$411,611 is General Fund.** The recommendation includes the following changes from the FY 2013-14 appropriation:

- An increase of \$90,222 General Fund for ongoing financial obligations of the Toxicology Unit;
- An increase of \$133,444 total funds, of which \$6,572 is General Fund for medical inflation;
- A reduction of \$20,453 Marijuana Cash Funds for the annualization of H.B. 13-1317; and
- A reduction of \$167,700 federal funds to align the FY 2014-15 Long Bill with recent actual expenditures; and

JBC Staff Figure Setting: FY 2014-15
Staff Working Document – Does Not Represent Committee Decision

The recommendation is calculated in accordance with Committee policy and summarized in the following table.

Laboratory Services, Chemistry and Microbiology Operating Expenses						
	Total Funds	General Fund	Cash Funds	Reappropriated Funds	Federal Funds	FTE
FY 2013-14 Appropriation						
SB 13-230 (Long Bill)	\$4,275,610	\$314,817	\$2,898,920	\$238,873	\$823,000	0.0
Other legislation	<u>20,453</u>	<u>0</u>	<u>20,453</u>	<u>0</u>	<u>0</u>	<u>0.0</u>
TOTAL	\$4,296,063	\$314,817	\$2,919,373	\$238,873	\$823,000	0.0
FY 2014-15 Recommended Appropriation						
FY 2013-14 Appropriation	\$4,296,063	\$314,817	\$2,919,373	\$238,873	\$823,000	0.0
Annualize prior year legislation	(20,453)	0	(20,453)	0	0	0.0
Informational funds adjustment	(167,700)	0	0	0	(167,700)	0.0
Toxicology Unit funding	90,222	90,222	0	0	0	0.0
Medical inflation	<u>133,444</u>	<u>6,572</u>	<u>107,253</u>	<u>0</u>	<u>19,619</u>	<u>0.0</u>
TOTAL	\$4,331,576	\$411,611	\$3,006,173	\$238,873	\$674,919	0.0
Increase/(Decrease)	\$35,513	\$96,794	\$86,800	\$0	(\$148,081)	0.0
Percentage Change	0.8%	30.7%	3.0%	0.0%	(18.0%)	0.0%
FY 2014-15 Executive Request:						
Request Above/(Below)	\$4,275,610	\$314,817	\$2,898,920	\$238,873	\$823,000	0.0
Recommendation	(\$55,966)	(\$96,794)	(\$107,253)	\$0	\$148,081	n/a

Certification

Description: The Certification Section inspects and certifies private medical laboratories, environmental laboratories, including water testing labs, on-site dairy laboratories, and alcohol and drug toxicology testing laboratories. This section is also responsible for certification of the breath alcohol-testing devices used by state and local law enforcement.

Request: The Department requests an appropriation of \$817,963 total funds and 11.0 FTE. The request includes the annualization of FY 2013-14 salary survey and merit pay.

Recommendation: **Staff recommends an appropriation of \$1,211,355 total funds and 11.0 FTE.** The recommendation includes the following changes from the FY 2013-14 appropriation:

- An increase of \$10,000 cash funds for the annualization of the FY 2013-14 salary survey and merit pay;
- An increase of \$992 cash funds for medical inflation; and
- An increase of \$392,400 federal funds to align the FY 2014-15 Long Bill with recent actual expenditures

JBC Staff Figure Setting: FY 2014-15
Staff Working Document – Does Not Represent Committee Decision

The recommendation is calculated in accordance with Committee policy, and outlined in the following table.

Laboratory Services, Certification					
	Total Funds	General Fund	Cash Funds	Federal Funds	FTE
FY 2013-14 Appropriation					
SB 13-230 (Long Bill)	<u>\$807,963</u>	<u>\$0</u>	<u>\$584,063</u>	<u>\$223,900</u>	<u>11.0</u>
TOTAL	\$807,963	\$0	\$584,063	\$223,900	11.0
FY 2014-15 Recommended Appropriation					
FY 2013-14 Appropriation	\$807,963	\$0	\$584,063	\$223,900	11.0
Informational funds adjustment	392,400	0	0	392,400	0.0
Annualize prior year budget actions	10,000	0	10,000	0	0.0
Medical inflation	<u>992</u>	<u>0</u>	<u>992</u>	<u>0</u>	<u>0.0</u>
TOTAL	\$1,211,355		\$595,055	\$616,300	11.0
Increase/(Decrease)	\$403,392	\$0	\$10,992	\$392,400	0.0
Percentage Change	49.9%	0.0%	1.9%	175.3%	0.0%
FY 2014-15 Executive Request:					
Request Above/(Below)	\$817,963	\$0	\$594,063	\$223,900	11.0
Recommendation	(\$393,392)	n/a	(\$992)	(\$392,400)	0.0

Indirect Cost Assessment

Request: The Department request for this line item is a place holder until the FY 2013-14 indirect cost assessment can be calculated.

Recommendation: **Staff recommends an appropriation of \$2,183,861 total funds, of which \$1,711,675 is cash funds and \$472,186 federal funds** based on the Committee's policies on centrally appropriated line items to date. Staff requests permission to adjust the line based on the Committee's final action on all centrally appropriated line items for the FY 2014-15 Long Bill.

(4) AIR POLLUTION CONTROL DIVISION

The Air Pollution Control Division:

- Performs statewide air monitoring, pollutant analysis, and air emission modeling;
- Researches the causes and effects of pollution from mobile vehicles and implements strategies aimed at reducing emission from mobile sources; and
- Permits, monitors, and inspects factories, power plants, and other commercial air pollutant emitters for compliance with air pollutant emissions standards.

Air Pollution Control Division					
	Total Funds	General Fund	Cash Funds	Federal Funds	FTE
FY 2013-14 Appropriation					
SB 13-230 (Long Bill)	\$22,618,726	\$494,873	\$17,155,901	\$4,967,952	174.4
HB 14-1244 (Supplemental)	<u>2,350,000</u>	<u>540,000</u>	<u>1,810,000</u>	<u>0</u>	<u>0.0</u>
TOTAL	\$24,968,726	\$1,034,873	\$18,965,901	\$4,967,952	174.4
FY 2014-15 Recommended Appropriation					
FY 2013-14 Appropriation	\$24,968,726	\$1,034,873	\$18,965,901	\$4,967,952	174.4
Indirect costs adjustment	622,606	0	514,327	108,279	0.0
Annualize prior year budget actions	(1,961,096)	(589,797)	(1,371,299)	0	0.0
Informational funds adjustment	(614,752)	0	0	(614,752)	0.0
Cash fund adjustments	<u>(248,483)</u>	<u>0</u>	<u>(248,483)</u>	<u>0</u>	<u>0.0</u>
TOTAL	\$22,767,001	\$445,076	\$17,860,446	\$4,461,479	174.4
Increase/(Decrease)	(\$2,201,725)	(\$589,797)	(\$1,105,455)	(\$506,473)	0.0
Percentage Change	(8.8%)	(57.0%)	(5.8%)	(10.2%)	0.0%
FY 2014-15 Executive Request:	\$22,640,052	\$445,076	\$17,227,024	\$4,967,952	174.4
Request Above/(Below) Recommendation	(\$126,949)	\$0	(\$633,422)	\$506,473	(0.0)

→ Air Pollution Control Division Request for Information

Department of Public Health and Environment, Air Pollution Control Division -- The Department is requested to submit a report on changes in workload and staffing needs of the Air Pollution Control Division from the needs reported to the Joint Budget Committee on November 1, 2013. The Department is requested to submit this report to the Joint Budget Committee by November 1, 2014.

Comment: The report submitted on November 1, 2013 indicated there was still a need for additional FTE. **Staff recommends the request be modified to reflect the appropriate years.**

This will provide a clear picture of what sections of the division have a growing need and which sections do not.

→ Air Quality Dispersion Study Footnote

Staff recommends the following footnote be continued to express the intent of the General Assembly that the data collected through the study be used to conduct a health risk assessment. The footnote was added in FY 2013-14 in light of concerns regarding the lack of funding for a health risk assessment using the data collected by the Study.

Department of Public Health and Environment, Air Pollution Control Division, Stationary Sources, Air Quality Dispersion Study – It is the intent of the General Assembly that the appropriation be used for the purpose of collecting data that will be used to conduct a health risk assessment.

(A) ADMINISTRATION

This subdivision provides administrative support to the Air Quality Control Commission, and manages the implementation of air programs by the other subdivisions.

Program Costs

Description: This line item funds the personnel and operating expenses of the Division's administrative office.

Request: The Department requests an appropriation of \$422,883 total funds and 4.5 FTE. The request does not include any changes from the FY 2013-14 appropriation.

Recommendation: Staff recommends an appropriation of \$436,051 total funds and 4.5 FTE. The recommendation includes an increase of \$13,168 cash funds for the annualization of FY 2013-14 salary survey and merit pay. The recommendation is calculated in accordance with Committee policy and is outlined in the table below.

Air Pollution Control Division, Administration, Program Costs					
	Total Funds	General Fund	Cash Funds	Federal Funds	FTE
Personal Services					
FY 2013-14 Appropriation	\$408,556	\$0	\$290,283	\$118,273	4.5
Annualize prior year budget actions	<u>13,168</u>	<u>0</u>	<u>13,168</u>	<u>0</u>	<u>0.0</u>
Subtotal - Personal Services	\$421,724	\$0	\$303,451	\$118,273	4.5
Operating Expenses					
FY 2013-14 Appropriation	\$14,327	\$0	\$0	\$14,327	0.0

Air Pollution Control Division, Administration, Program Costs					
	Total Funds	General Fund	Cash Funds	Federal Funds	FTE
Annualize prior year budget actions	<u>0</u>	<u>0</u>	<u>0</u>	<u>0</u>	<u>0.0</u>
Subtotal - Operating Expenses	\$14,327	\$0	\$0	\$14,327	0.0
Total Recommended FY 2014-15					
Appropriation	\$436,051	\$0	\$303,451	\$132,600	4.5
FY 2014-15 Executive Request	\$422,883	\$0	\$290,283	\$132,600	4.5
Request Above/(Below) Recommendation	(\$13,168)	n/a	(\$13,168)	\$0	0.0

Indirect Cost Assessment

Request: The Department request for this line item is simply a place holder until the FY 2013-14 indirect cost assessment can be calculated.

Recommendation: **Staff recommends an appropriation of \$4,072,606 total funds, of which \$3,364,327 is cash funds and \$708,279 is federal funds** based on the Committee's policies on centrally appropriated line items to date. Staff requests permission to adjust the line based on the Committee's final action on all centrally appropriated line items for the FY 2014-15 Long Bill.

(B) TECHNICAL SERVICES

Technical Services is responsible for measuring Colorado's air quality, compliance with the National Ambient Air Quality Standards, and the issuance of air quality forecasts and advisories. This subdivision houses three distinct programs: Air Quality Monitoring; Modeling and Analysis; and Visibility and Risk Assessment.

- the Air Quality Monitoring Program measures the Front Range air quality, and ensures that the Division is satisfying federal monitoring regulations and requirements. Ensuring compliance with federal monitoring regulations enables the Division to use the gathered data in State Implementation Plans (SIPs) of air pollution regulations, area redesignations, and permit compliance, Colorado must meet federal monitoring regulations.
- The Modeling and Analysis Program provides technical support to other division programs for the State Implementation Plan (SIP) and the stationary source permitting program. The Program is responsible for emission inventory development and air quality modeling that serves as the basis for evaluating the effectiveness of various control strategies and demonstrating that strategies adopted by Colorado will be sufficient to attain the National Ambient Air Quality Standards. The Program also performs ozone modeling related to the Front Range area's designation as an ozone non-attainment area in 2007.
- The Visibility and Risk Assessment Program houses three distinct programs: the Class I Area Program (national parks and wilderness areas), the urban visibility program, and the smoke management program, including issuing permits for prescribed burns.

Personal Services

Description: This line item funds the personnel expenses of the Technical Services subdivision.

Request: The Department requests an appropriation of \$3,222,651 total funds and 34.7 FTE. The request includes the annualization of FY 2013-14 salary survey and merit pay.

Recommendation: **Staff recommends an appropriation of \$3,122,841 total funds and 34.7 FTE.** The recommendation includes an increase of federal funds to align the FY 2014-15 Long Bill with recent actual expenditures. The recommendation is calculated in accordance with Committee policy and outlined in the table below.

Air Pollution Control Division, Technical Services, Personal Services					
	Total Funds	General Fund	Cash Funds	Federal Funds	FTE
FY 2013-14 Appropriation					
SB 13-230 (Long Bill)	<u>\$3,160,951</u>	<u>\$0</u>	<u>\$1,981,451</u>	<u>\$1,179,500</u>	<u>34.7</u>
TOTAL	\$3,160,951	\$0	\$1,981,451	\$1,179,500	34.7
FY 2014-15 Recommended Appropriation					
FY 2013-14 Appropriation	\$3,160,951	\$0	\$1,981,451	\$1,179,500	34.7
Annualize prior year budget actions	61,700	0	61,700	0	0.0
Informational funds adjustment	<u>(99,800)</u>	<u>0</u>	<u>0</u>	<u>(99,800)</u>	<u>0.0</u>
TOTAL	\$3,122,851		\$2,043,151	\$1,079,700	34.7
Increase/(Decrease)	(\$38,100)	\$0	\$61,700	(\$99,800)	0.0
Percentage Change	(1.2%)	0.0%	3.1%	(8.5%)	0.0%
FY 2014-15 Executive Request:	\$3,222,651	\$0	\$2,043,151	\$1,179,500	34.7
Request Above/(Below)					
Recommendation	\$99,800	n/a	\$0	\$99,800	0.0

Operating Expenses

Description: This line item funds the operating expenses of the Technical Services subdivision.

Request: The Department requests an appropriation of \$493,981 total funds. The request includes a reduction of \$3,720 cash funds for one-time operating expenses appropriated in FY 2012-13 for the new air quality modeler added as part of the increase for air emissions permitting and inspection of the oil and gas industry.

Recommendation: **Staff recommends an appropriation of \$657,881 total funds.** The recommendation includes an increase of federal funds to align the FY 2014-15 Long Bill with recent actual expenditures. The recommendation is calculated in accordance with Committee policy and outlined in the table below.

JBC Staff Figure Setting: FY 2014-15
Staff Working Document – Does Not Represent Committee Decision

Air Pollution Control Division, Technical Services, Operating Expenses					
	Total Funds	General Fund	Cash Funds	Federal Funds	FTE
FY 2013-14 Appropriation					
SB 13-230 (Long Bill)	\$493,981	\$0	\$317,381	\$176,600	0.0
HB 14-1244 (Supplemental)	<u>0</u>	<u>0</u>	<u>0</u>	<u>0</u>	<u>0.0</u>
TOTAL	\$493,981	\$0	\$317,381	\$176,600	0.0
FY 2014-15 Recommended Appropriation					
FY 2013-14 Appropriation	\$493,981	\$0	\$317,381	\$176,600	0.0
Informational funds adjustment	<u>163,900</u>	<u>0</u>	<u>0</u>	<u>163,900</u>	<u>0.0</u>
TOTAL	\$657,881		\$317,381	\$340,500	0.0
Increase/(Decrease)	\$163,900	\$0	\$0	\$163,900	0.0
Percentage Change	33.2%	0.0%	0.0%	92.8%	0.0%
FY 2014-15 Executive Request:	\$493,981	\$0	\$317,381	\$176,600	0.0
Request Above/(Below) Recommendation	(\$163,900)	n/a	\$0	(\$163,900)	n/a

Local Contracts

Description: This line item funds contracts with city and county governments who, on behalf of the Division, conduct air quality monitoring activities like collection of air quality data used in the ozone modeling required as part of the Front Range area's designation as a non-attainment area since 2007.

Request: The Department requests an appropriation of \$1,636,221 total funds, of which \$816,121 is cash funds and \$820,100 is federal funds. The request does not include any changes the FY 2013-14 appropriation.

Recommendation: **Staff recommends an appropriation of \$802,238 total funds.** The recommendation includes the following changes from the FY 2013-14 appropriation:

- A reduction of \$585,500 federal funds to align the FY 2013-14 Long Bill with recent actual expenditures.
- A reduction of \$248,483 cash funds to align the FY 2014-15 Long Bill with recent actual expenditures. Since FY 2009-10 the average expenditure of cash funds from this line item was \$523,308. The largest expenditure occurred in FY 2011-12 when \$567,638 was expended and the recommendation reduces the appropriation to that level because the department has not expended funds greater than that amount.

The recommendation is calculated in accordance with Committee policy and outlined in the table below.

JBC Staff Figure Setting: FY 2014-15
Staff Working Document – Does Not Represent Committee Decision

Air Pollution Control Division, Technical Services, Local Contracts					
	Total Funds	General Fund	Cash Funds	Federal Funds	FTE
FY 2013-14 Appropriation					
SB 13-230 (Long Bill)	<u>\$1,636,221</u>	<u>\$0</u>	<u>\$816,121</u>	<u>\$820,100</u>	<u>0.0</u>
TOTAL	\$1,636,221	\$0	\$816,121	\$820,100	0.0
FY 2014-15 Recommended Appropriation					
FY 2013-14 Appropriation	\$1,636,221	\$0	\$816,121	\$820,100	0.0
Informational funds adjustment	(585,500)	0	0	(585,500)	0.0
Cash fund adjustments	<u>(248,483)</u>	<u>0</u>	<u>(248,483)</u>	<u>0</u>	<u>0.0</u>
TOTAL	\$802,238		\$567,638	\$234,600	0.0
Increase/(Decrease)	(\$833,983)	\$0	(\$248,483)	(\$585,500)	0.0
Percentage Change	(51.0%)	0.0%	(30.4%)	(71.4%)	0.0%
FY 2014-15 Executive Request:	\$1,636,221	\$0	\$816,121	\$820,100	0.0
Request Above/(Below)					
Recommendation	\$833,983	n/a	\$248,483	\$585,500	n/a

Front Range Air Pollution and Photochemistry Experiment

Description: This line item funds the state's contribution to the Front Range Air Pollution and Photochemistry Experiment (FRAPPE). The FRAPPE will occur during the 2014 summer and will use an airplane, in conjunction with ground-based measurements, to systematically collect air quality samples from all across the Front Range. Samples will be collected at various altitudes to understand how air quality differs at various levels of the atmosphere and how meteorological conditions like altitude, airflow, and temperature impact the photochemical activities that affect air quality. The funding will supplement \$1.15 million provided by the National Center for Atmospheric Research for the C-130 airplane, and \$2.5 million from the National Center for Atmospheric Research that will be provided as in-kind support of personnel, equipment, and modeling capabilities.

Request: The Department requested no appropriation for this line item.

Recommendation: **Staff recommends no appropriation for this line item.** The FY 2013-14 supplemental appropriation of \$2.0 million total funds, of which \$540,000 is General Fund has roll forward spending authority for FY 2014-15. Additionally the FRAPPE should be completed by the end of FY 2014-15. The recommendation is outlined in the table below.

JBC Staff Figure Setting: FY 2014-15
Staff Working Document – Does Not Represent Committee Decision

Air Pollution Control Division, Technical Services, Front Range Air Pollution and Photochemistry Experiment				
	Total Funds	General Fund	Cash Funds	FTE
FY 2013-14 Appropriation				
HB 14-1244 (Supplemental)	<u>\$2,000,000</u>	<u>\$540,000</u>	<u>\$1,460,000</u>	<u>0.0</u>
TOTAL	\$2,000,000	\$540,000	\$1,460,000	0.0
FY 2014-15 Recommended Appropriation				
FY 2013-14 Appropriation	\$2,000,000	\$540,000	\$1,460,000	0.0
Annualize prior year budget actions	<u>(2,000,000)</u>	<u>(540,000)</u>	<u>(1,460,000)</u>	<u>0.0</u>
TOTAL	\$0	\$0	\$0	0.0
Increase/(Decrease)	(\$2,000,000)	(\$540,000)	(\$1,460,000)	0.0
Percentage Change	(100.0%)	(100.0%)	(100.0%)	0.0%
FY 2014-15 Executive Request:	\$0	\$0	\$0	0.0
Request Above/(Below)				
Recommendation	\$0	\$0	\$0	n/a

(C) MOBILE SOURCES

This subdivision is comprised of two sections: (1) Research and Support, and (2) Inspection and Maintenance.

The Research and Support section is responsible for three different programs:

- (1) The High Altitude Testing Program provides data to develop vehicle emissions factors that accurately represent Denver's vehicle population and emissions.
- (2) The Oxygenated Fuel Program is required under the federal 1990 Clean Air Act Amendments; its purpose is to reduce wintertime carbon monoxide emissions from automobiles through the use of cleaner burning gasoline.
- (3) The Clean Fuel Fleet Program is designed to reduce motor vehicle emissions through the introduction of cleaner burning engines and fuels into the marketplace.

The Inspection and Maintenance section works to reduce motor vehicle-related pollution through the inspection and emissions-related repair of motor vehicles. Emissions testing of gas and diesel powered vehicles is required when registering, renewing registrations, or selling vehicles within the program areas along Colorado's Front Range.

Personal Services

Description: This line item funds the Mobile Sources personnel expenses.

Request: The Department requests an appropriation of \$2,727,695 total funds and 29.3 FTE. The request includes the annualization of FY 2013-14 salary survey and merit pay.

JBC Staff Figure Setting: FY 2014-15
Staff Working Document – Does Not Represent Committee Decision

Recommendation: Staff recommends an appropriation of \$2,571,995 total funds and 29.3 FTE. The recommendation includes a reduction of federal funds to align the FY 2014-15 Long Bill with recent actual expenditures. The recommendation is calculated in accordance with Committee policy and outlined in the table below.

Air Pollution Control Division, Mobile Sources, Personal Services					
	Total Funds	General Fund	Cash Funds	Federal Funds	FTE
FY 2013-14 Appropriation					
SB 13-230 (Long Bill)	\$2,657,694	\$0	\$2,331,094	\$326,600	29.3
TOTAL	\$2,657,694	\$0	\$2,331,094	\$326,600	29.3
FY 2014-15 Recommended Appropriation					
FY 2013-14 Appropriation	\$2,657,694	\$0	\$2,331,094	\$326,600	29.3
Annualize prior year budget actions	70,001	0	70,001	0	0.0
Informational funds adjustment	(155,700)	0	0	(155,700)	0.0
TOTAL	\$2,571,995		\$2,401,095	\$170,900	29.3
Increase/(Decrease)	(\$85,699)	\$0	\$70,001	(\$155,700)	0.0
Percentage Change	(3.2%)	0.0%	3.0%	(47.7%)	0.0%
FY 2014-15 Executive Request:	\$2,727,695	\$0	\$2,401,095	\$326,600	29.3
Request Above/(Below)					
Recommendation	\$155,700	n/a	\$0	\$155,700	0.0

Operating Expenses

Description: This line item funds the Mobile Sources subdivision operating expenses.

Request: The Department requests an appropriation of \$393,379 total funds. The request does not include any changes from the FY 2013-14 appropriation.

Recommendation: Staff recommends an appropriation of \$451,927 total funds. The recommendation includes an increase of federal funds to align the FY 2014-15 Long Bill with recent actual expenditures. The recommendation is calculated in accordance with Committee policy and outlined in the table below.

Air Pollution Control Division, Mobile Sources, Operating Expenses					
	Total Funds	General Fund	Cash Funds	Federal Funds	FTE
FY 2013-14 Appropriation					
SB 13-230 (Long Bill)	\$393,379	\$0	\$327,327	\$66,052	0.0
TOTAL	\$393,379	\$0	\$327,327	\$66,052	0.0

JBC Staff Figure Setting: FY 2014-15
Staff Working Document – Does Not Represent Committee Decision

Air Pollution Control Division, Mobile Sources, Operating Expenses					
	Total Funds	General Fund	Cash Funds	Federal Funds	FTE
FY 2014-15 Recommended Appropriation					
FY 2013-14 Appropriation	\$393,379	\$0	\$327,327	\$66,052	0.0
Informational funds adjustment	<u>58,548</u>	<u>0</u>	<u>0</u>	<u>58,548</u>	<u>0.0</u>
TOTAL	\$451,927		\$327,327	\$124,600	0.0
Increase/(Decrease)	\$58,548	\$0	\$0	\$58,548	0.0
Percentage Change	14.9%	0.0%	0.0%	88.6%	0.0%
FY 2014-15 Executive Request:	\$393,379	\$0	\$327,327	\$66,052	0.0
Request Above/(Below) Recommendation	(\$58,548)	n/a	\$0	(\$58,548)	n/a

Diesel Inspection / Maintenance Program

Description: The Diesel Program requires commercial operations with diesel fleets of at least nine vehicles, to self-inspect and certify that the vehicles are in compliance with state emission standards. This line item funds the activities of the Diesel Program including inspector certification and training, data collection, fleet self-certification, and technical assistance.

Request: The Department requests an appropriation of \$650,817 cash funds and 6.6 FTE. The request includes the annualization of FY 2013-14 salary survey and merit pay.

Recommendation: Staff recommends an appropriation of \$650,817 cash funds and 6.6 FTE. The recommendation is calculated in accordance with Committee policy and outlined in the following table.

Air Pollution Control Division, Mobile Sources, Diesel Inspection/Maintenance Program				
	Total Funds	General Fund	Cash Funds	FTE
FY 2013-14 Appropriation				
SB 13-230 (Long Bill)	<u>\$642,817</u>	<u>\$0</u>	<u>\$642,817</u>	<u>6.6</u>
TOTAL	\$642,817	\$0	\$642,817	6.6
FY 2014-15 Recommended Appropriation				
FY 2013-14 Appropriation	\$642,817	\$0	\$642,817	6.6
Annualize prior year budget actions	<u>8,000</u>	<u>0</u>	<u>8,000</u>	<u>0.0</u>
TOTAL	\$650,817		\$650,817	6.6

Air Pollution Control Division, Mobile Sources, Diesel Inspection/Maintenance Program				
	Total Funds	General Fund	Cash Funds	FTE
Increase/(Decrease)	\$8,000	\$0	\$8,000	0.0
Percentage Change	1.2%	0.0%	1.2%	0.0%
FY 2014-15 Executive Request:	\$650,817	\$0	\$650,817	6.6
Request Above/(Below)				
Recommendation	\$0	n/a	\$0	0.0

Mechanic Certification Program

Description: This line item funds the Mechanic Certification Program which certifies independent emission inspectors who can test the emissions from 1981 and older vehicles, and fleet mechanics that have statutory authority to conduct emissions inspections on their fleet vehicles. The funding supports the development of course curricula, training materials, and the training and certification of emission inspectors.

Request: The Department requests an appropriation of \$7,000 cash funds. The request does not include any changes from the FY 2013-14 appropriation.

Recommendation: **Staff recommends the Departments request for an appropriation of \$7,000 cash funds.**

Local Grants

Description: This line supports the development and implementation of the inspection and maintenance program in the form of grants to local governments to conduct research on issues pertaining to air quality attainment strategies.

Request: The Department requests an appropriation of \$77,597 cash funds. The request does not include any changes from the FY 2013-14 appropriation.

Recommendation: **Staff recommends the Department request for an appropriation of \$77,597 cash funds.**

(D) STATIONARY SOURCES

This subdivision is responsible for controlling and reducing air pollutants from stationary sources (i.e., factories, power plants, wood stoves, etc.). The staff permit, monitor, and inspect stationary source air pollution emitters. The subdivision houses the following three programs.

- Inventory and Support Services Program is responsible for developing an inventory of pollution emissions from stationary sources, and is responsible for regulation development and maintenance, small business assistance, and permit fee invoicing.

JBC Staff Figure Setting: FY 2014-15
Staff Working Document – Does Not Represent Committee Decision

- Permits and Compliance Assurance Program is responsible for informing industry, through the permitting process, of which regulations apply to them; helping small businesses understand complex rules; encouraging compliance with air quality regulations by conducting periodic inspections of air pollutant sources; and pursuing enforcement actions, as necessary.
- Hazardous and Toxic Control Program implements the federal Clean Air Act Amendments of 1990, which created a new and expanded program to control hazardous air pollutants, and required the control of ozone depleting compounds. This Program develops standards for hazardous air pollutants, trains and certifies asbestos technicians, and controls chlorofluorocarbons (CFCs).

Personal Services

Description: This line item funds the personnel expenses personnel responsible for the inventory and support services, permits and compliance assurance, and hazardous and toxic emissions control.

Request: The Department requests an appropriation of \$7,917,833 total funds, of which \$344,886 is General Fund and 97.3 FTE. The request includes an increase for the annualization of salary survey and merit pay.

Recommendation: **Staff recommends an appropriation of \$7,861,333 total funds and 97.3 FTE**, calculated in accordance with Committee policy. The recommendation does include an increase of federal funds to align the FY 2014-15 Long Bill with recent actual expenditures. The following table outlines how the recommendation is calculated.

Air Pollution Control Division, Stationary Sources, Personal Services					
	Total Funds	General Fund	Cash Funds	Federal Funds	FTE
FY 2013-14 Appropriation					
SB 13-230 (Long Bill)	<u>\$7,768,074</u>	<u>\$338,483</u>	<u>\$5,924,391</u>	<u>\$1,505,200</u>	<u>97.3</u>
TOTAL	\$7,768,074	\$338,483	\$5,924,391	\$1,505,200	97.3
FY 2014-15 Recommended Appropriation					
FY 2013-14 Appropriation	\$7,768,074	\$338,483	\$5,924,391	\$1,505,200	97.3
Annualize prior year budget actions	149,759	6,403	143,356	0	0.0
Informational funds adjustment	<u>(56,500)</u>	<u>0</u>	<u>0</u>	<u>(56,500)</u>	<u>0.0</u>
TOTAL	\$7,861,333	\$344,886	\$6,067,747	\$1,448,700	97.3
Increase/(Decrease)	\$93,259	\$6,403	\$143,356	(\$56,500)	0.0
Percentage Change	1.2%	1.9%	2.4%	(3.8%)	0.0%

*JBC Staff Figure Setting: FY 2014-15
Staff Working Document – Does Not Represent Committee Decision*

Air Pollution Control Division, Stationary Sources, Personal Services					
	Total Funds	General Fund	Cash Funds	Federal Funds	FTE
FY 2014-15 Executive Request:	\$7,917,833	\$344,886	\$6,067,747	\$1,505,200	97.3
Request Above/(Below) Recommendation	\$56,500	\$0	\$0	\$56,500	0.0

Operating Expenses

Description: This line item funds all operating expenses associated with the inventory and support services, permits and compliance assurance, and hazardous and toxic emissions control efforts of the Stationary Sources Program.

Request: The Department requests an appropriation of \$562,537 total funds, of which \$100,190 is General Fund. The request includes a reduction of \$56,200 General Fund for the second year costs of the FY 2013-14 funding for infrared cameras.

Recommendation: **Staff recommends an appropriation of \$622,837 total funds.** The recommendation includes the following changes from the FY 2013-14 appropriation:

- An increase of federal funds to align the FY 2014-15 Long Bill with recent actual expenditures; and
- A reduction of \$56,200 General Fund for the annualization of the FY 2013-14 funding for infrared cameras.

The recommendation is calculated in accordance with Committee policy and the following table outlines how the recommendation is calculated.

Air Pollution Control Division, Stationary Sources, Operating Expenses					
	Total Funds	General Fund	Cash Funds	Federal Funds	FTE
FY 2013-14 Appropriation					
SB 13-230 (Long Bill)	<u>\$618,737</u>	<u>\$156,390</u>	<u>\$399,547</u>	<u>\$62,800</u>	<u>0.0</u>
TOTAL	\$618,737	\$156,390	\$399,547	\$62,800	0.0
FY 2014-15 Recommended Appropriation					
FY 2013-14 Appropriation	618,737	156,390	399,547	62,800	0.0
Annualize prior year budget actions	(56,200)	(56,200)	0	0	0.0
Informational funds adjustment	<u>60,300</u>	<u>0</u>	<u>0</u>	<u>60,300</u>	<u>0.0</u>
TOTAL	\$622,837	\$100,190	\$399,547	\$123,100	0.0
Increase/(Decrease)	\$4,100	(\$56,200)	\$0	\$60,300	0.0
Percentage Change	0.7%	(35.9%)	0.0%	96.0%	0.0%

*JBC Staff Figure Setting: FY 2014-15
Staff Working Document – Does Not Represent Committee Decision*

Air Pollution Control Division, Stationary Sources, Operating Expenses					
	Total Funds	General Fund	Cash Funds	Federal Funds	FTE
FY 2014-15 Executive Request:	\$562,537	\$100,190	\$399,547	\$62,800	0.0
Request Above/(Below) Recommendation	(\$60,300)	\$0	\$0	(\$60,300)	n/a

Local Contracts

Description: This line item funds contract costs with local governments who, on behalf of the Stationary Sources Section, conduct stationary source, asbestos and chlorofluorocarbon inspections, respond to complaints in their jurisdiction, and issue opening burning permits.

Request: The Department requests an appropriation of \$820,567 total funds. The request does not include any changes from the FY 2013-14 appropriation.

***Recommendation:* Staff recommends the Department's request for an appropriation of \$820,567 total funds.**

Preservation of the Ozone Layer

Description: This line item funds the Preservation of the Ozone Layer Program which works to reduce emissions of ozone depleting compounds, chlorofluorocarbons, and hydro-fluorocarbons by regulating the practices and procedures employed by the air conditioning and refrigeration service facilities in both automotive and stationary source industries.

Request: The Department requests an appropriation of \$228,739 cash funds and 2.0 FTE. The request does not include any changes from the FY 2012-13 appropriation.

***Recommendation:* Staff recommends an appropriation of \$233,149 cash funds and 2.0 FTE.** The recommendation includes an increase for the annualization of the FY 2013-14 salary survey and merit pay. The recommendation is calculated in accordance with Committee policy and outlined in the following table.

Air Pollution Control Division, Stationary Sources, Preservation of the Ozone Layer				
	Total Funds	General Fund	Cash Funds	FTE
FY 2013-14 Appropriation				
SB 13-230 (Long Bill)	<u>\$228,739</u>	<u>\$0</u>	<u>\$228,739</u>	<u>2.0</u>
TOTAL	\$228,739	\$0	\$228,739	2.0
FY 2014-15 Recommended Appropriation				
FY 2013-14 Appropriation	\$228,739	\$0	\$228,739	2.0
Annualize prior year budget actions	<u>4,410</u>	<u>0</u>	<u>4,410</u>	<u>0.0</u>
TOTAL	\$233,149		\$233,149	2.0

*JBC Staff Figure Setting: FY 2014-15
Staff Working Document – Does Not Represent Committee Decision*

Air Pollution Control Division, Stationary Sources, Preservation of the Ozone Layer				
	Total Funds	General Fund	Cash Funds	FTE
Increase/(Decrease)	\$4,410	\$0	\$4,410	0.0
Percentage Change	1.9%	0.0%	1.9%	0.0%
FY 2014-15 Executive Request:	\$228,739	\$0	\$228,739	2.0
Request Above/(Below)				
Recommendation	(\$4,410)	n/a	(\$4,410)	0.0

Air Quality Dispersion Study

Description: This line item funds the contract costs with the Colorado State University to perform the Air Pollutant Emissions and Dispersion Study of air emissions from oil and gas operations in the North Front Range area from July 2013 to June 2016.

Request: The Department requests an appropriation of \$378,152 cash funds. The request includes a reduction of \$211,934 cash funds for the second year of the Air Pollutant Emissions and Dispersion Study.

Recommendation: **Staff recommends the Department request for an appropriation of \$378,152 cash funds.** The recommendation is calculated in accordance with Committee policy and outlined in the following table.

Air Pollution Control Division, Stationary Sources, Air Quality Dispersion Study				
	Total Funds	General Fund	Cash Funds	FTE
FY 2013-14 Appropriation				
SB 13-230 (Long Bill)	<u>\$590,086</u>	<u>\$0</u>	<u>\$590,086</u>	<u>0.0</u>
TOTAL	\$590,086	\$0	\$590,086	0.0
FY 2014-15 Recommended Appropriation				
FY 2013-14 Appropriation	\$590,086	\$0	\$590,086	0.0
Annualize prior year budget actions	<u>(211,934)</u>	<u>0</u>	<u>(211,934)</u>	<u>0.0</u>
TOTAL	\$378,152		\$378,152	0.0
Increase/(Decrease)	(\$211,934)	\$0	(\$211,934)	0.0
Percentage Change	(35.9%)	0.0%	(35.9%)	0.0%
FY 2014-15 Executive Request:	\$378,152	\$0	\$378,152	0.0
Request Above/(Below)				
Recommendation	\$0	n/a	\$0	n/a

(5) WATER QUALITY CONTROL DIVISION

The Water Quality Control Division does the following:

- Issues waste water discharge permits and, if necessary, takes enforcement action to ensure compliance with water quality standards;
- Monitors the pollutant levels in rivers, streams, and other bodies of water;
- Conducts surveillance of public and non-public drinking water sources to ensure compliance federal and state water quality standards; and
- Reviews designs and specifications of new and/or expanding water treatment facilities.

DIVISION REQUEST AND RECOMMENDATION SUMMARY

Water Quality Control Division						
	Total Funds	General Fund	Cash Funds	Reappropriated Funds	Federal Funds	FTE
FY 2013-14 Appropriation						
SB 13-230 (Long Bill)	\$22,661,550	\$3,746,064	\$5,339,313	\$39,673	\$13,536,500	173.1
HB 13-1191	15,000,000	15,000,000	0	0	0	0.0
HB 14-1244 (Supplemental)	<u>(100,000)</u>	<u>0</u>	<u>(100,000)</u>	<u>0</u>	<u>0</u>	<u>0.0</u>
TOTAL	\$37,561,550	\$18,746,064	\$5,239,313	\$39,673	\$13,536,500	173.1
FY 2014-15 Recommended Appropriation						
FY 2013-14 Appropriation	\$37,561,550	\$18,746,064	\$5,239,313	\$39,673	\$13,536,500	173.1
R2 Water infrastructure	14,000,000	7,000,000	7,000,000	0	0	1.0
Informational funds adjustment	689,900	0	0	0	689,900	0.0
Indirect costs adjustment	415,070	0	180,465	0	234,605	0.0
Annualize prior year budget actions	319,216	228,787	90,429	0	0	1.4
Annualize prior year legislation	<u>(15,000,000)</u>	<u>(15,000,000)</u>	<u>0</u>	<u>0</u>	<u>0</u>	<u>0.0</u>
TOTAL	\$37,985,736	\$10,974,851	\$12,510,207	\$39,673	\$14,461,005	175.5
Increase/(Decrease)	\$424,186	(\$7,771,213)	\$7,270,894	\$0	\$924,505	2.4
Percentage Change	1.1%	(41.5%)	138.8%	0.0%	6.8%	1.4%
FY 2014-15 Executive Request:	\$34,980,766	\$15,974,851	\$5,429,742	\$39,673	\$13,536,500	175.5
Request Above/(Below) Recommendation	(\$3,004,970)	\$5,000,000	(\$7,080,465)	\$0	(\$924,505)	(0.0)

→ R2 Water Infrastructure

Request: The Department requests \$12.0 million General Fund be appropriated to the Nutrients gran Program Fund in FY 2014-15. Note H.B. 14-1002 creates the continuously appropriated Natural Disaster Grant Fund and transfers \$12.0 million from the General Fund to the Natural Disaster Grant Fund. The Department submitted a letter to the Joint Budget Committee indicating the bill was a supplement to the request.

Recommendation: Staff recommends the appropriation in H.B. 14-1002 be increased by \$5.0 million General Fund and \$7.0 million General Fund be transferred to the Nutrients Grant Fund.

Analysis: The initial Department request was for \$12.0 million dollars to be used for both flood recovery costs related to water and wastewater facilities, and for improvements to water and wastewater facility required to comply with recently adopted water nutrients standards. House Bill 14-1002 proposes to use \$12.0 million solely for flood recovery costs related to water and wastewater facilities. The Federal Emergency Management Agency (FEMA) estimate of flood-related damage to water and waste water infrastructure from the September 2013 floods is \$170.0 million, and the recommendation to increase H.B. 14-1002 to a total of \$17.0 million would then mean the amount of State funds appropriated for flood recovery efforts equals 10.0 percent of the estimated total need.

Since the initial request also included a component for facility improvements needed to enable facilities to meet the new water nutrient regulations which are estimated to be at least \$700 million, staff is recommending an appropriation of \$7.0 million for this purpose. The Department received \$3.6 million more in requests last year the \$15.0 million appropriated by H.B. 13-1191 for this purpose. The recommendation is a lower percentage than the flood recovery efforts for two reasons: the Department estimates it will take five to ten years to identify the actual cost of improvements because of the time required to complete detailed facility-specific engineering evaluations; and it is unclear how much of the moneys recommended for H.B. 14-1002 will also be used for facility improvements as part of the flood rebuilding work.

→ Water Quality Control Division RFI

Water Quality Control Division Staff Needs Request

Department of Public Health and Environment, Water Quality Control Division -- The Department is requested to submit a report on changes in workload and staffing needs of the Water Quality Control Division from the staffing needs reported to the Joint Budget Committee on November 1, 2013. The Department is requested to submit this report to the Joint Budget Committee by November 1, 2014.

Comment: The report submitted on November 1, 2013 indicated there was still a need for additional FTE. **Staff recommends the request be modified to reflect the appropriate years.** This will provide a clear picture of what sections of the division have a growing need and which sections do not.

(A) CLEAN WATER PROGRAM

This subdivision is comprised of the Permits Section, Compliance and Enforcement Section, Watershed Unit and the Operations Program.

JBC Staff Figure Setting: FY 2014-15
Staff Working Document – Does Not Represent Committee Decision

- The Permits Section issues discharge permits, and monitoring compliance with those permits;
- The Compliance and Enforcement Section conducts inspections, provides technical assistance, and as necessary, pursues enforcement actions of regulated entities;
- The Watershed Unit conducts surface water sampling and assessment for the development and implementation of surface water standards through the Water Quality Control Commission.
- The Operations Program supports the entire Water Quality Control Division by providing administrative, fiscal, information management system support and financial outreach and coordination services for eligible municipalities for water and wastewater infrastructure projects.

Personal Services

Description: This line item funds the personnel expenses of the Clean Water and Operations Programs.

Request: The Department requests an appropriation of \$9,166,969 total funds, of which \$2,108,533 is General Fund and 104.6 FTE. The request includes the following changes from the FY 2013-14 appropriation:

- An increase of \$220,380 General Fund and 1.3 FTE for the annualization of the additional staff added in FY 2013-14; and
- An increase of General Fund and cash funds for the annualization of FY 2013-14 salary survey and merit pay.

Recommendation: **Staff recommends the Department's request for an appropriation of \$9,166,692 total funds, of which \$2,108,553 is General Fund and 104.6 FTE.** The recommendation includes the following changes from the FY 2013-14 appropriation:

- An increase of \$220,380 General Fund and 1.3 FTE for the annualization of the additional staff added in FY 2013-14; and
- An increase of General Fund and cash funds for the annualization of FY 2013-14 salary survey and merit pay.

The recommendation is calculated in accordance with Committee policy and outlined in the following table.

Water Quality Control Division, Clean Water Program, Personal Services						
	Total Funds	General Fund	Cash Funds	Reappropriated Funds	Federal Funds	FTE
FY 2013-14 Appropriation						
SB 13-230 (Long Bill)	<u>\$8,826,371</u>	<u>\$1,849,173</u>	<u>\$3,613,300</u>	<u>\$37,998</u>	<u>\$3,325,900</u>	<u>103.3</u>
TOTAL	\$8,826,371	\$1,849,173	\$3,613,300	\$37,998	\$3,325,900	103.3

JBC Staff Figure Setting: FY 2014-15
Staff Working Document – Does Not Represent Committee Decision

Water Quality Control Division, Clean Water Program, Personal Services						
	Total Funds	General Fund	Cash Funds	Reappropriated Funds	Federal Funds	FTE
FY 2014-15 Recommended Appropriation						
FY 2013-14 Appropriation	\$8,826,371	\$1,849,173	\$3,613,300	\$37,998	\$3,325,900	103.3
Annualize prior year budget actions	<u>340,321</u>	<u>259,380</u>	<u>80,941</u>	<u>0</u>	<u>0</u>	<u>1.3</u>
TOTAL	\$9,166,692	\$2,108,553	\$3,694,241	\$37,998	\$3,325,900	104.6
Increase/(Decrease)	\$340,321	\$259,380	\$80,941	\$0	\$0	1.3
Percentage Change	3.9%	14.0%	2.2%	0.0%	0.0%	1.3%
FY 2014-15 Executive Request:	\$9,166,692	\$2,108,553	\$3,694,241	\$37,998	\$3,325,900	104.6
Request Above/(Below)						
Recommendation	\$0	\$0	\$0	\$0	\$0	(0.0)

Operating Expenses

Description: This line item funds the operating costs of the Clean Water and Operations Programs.

Request: The Department requests an appropriation of \$1,333,154 total funds, of which \$773,208 is General Fund. The request includes a reduction of \$68,194 General Fund for the annualization of one-time operating costs appropriated in FY 2013-14 for the new staff.

Recommendation: **Staff recommends an appropriation of \$1,694,854 total funds, of which \$773,208 is General Fund.** The recommendation includes the following changes from the FY 2013-14 appropriation:

- A reduction of \$68,194 General Fund for the annualization of one-time operating costs.
- An increase of federal funds to align the FY 2014-15 Long Bill with recent actual expenditures.

The recommendation is calculated in accordance with Committee policy and outlined in the following table.

Water Quality Control Division, Clean Water Program, Operating Expenses						
	Total Funds	General Fund	Cash Funds	Reappropriated Funds	Federal Funds	FTE
FY 2013-14 Appropriation						
SB 13-230 (Long Bill)	<u>\$1,401,348</u>	<u>\$841,402</u>	<u>\$117,471</u>	<u>\$1,675</u>	<u>\$440,800</u>	<u>0.0</u>
TOTAL	\$1,401,348	\$841,402	\$117,471	\$1,675	\$440,800	0.0
FY 2014-15 Recommended Appropriation						
FY 2013-14 Appropriation	\$1,401,348	\$841,402	\$117,471	\$1,675	\$440,800	0.0
Annualize prior year budget actions	(68,194)	(68,194)	0	0	0	0.0

JBC Staff Figure Setting: FY 2014-15
Staff Working Document – Does Not Represent Committee Decision

Water Quality Control Division, Clean Water Program, Operating Expenses						
	Total Funds	General Fund	Cash Funds	Reappropriated Funds	Federal Funds	FTE
Informational funds adjustment	361,700	0	0	0	361,700	0.0
TOTAL	\$1,694,854	\$773,208	\$117,471	\$1,675	\$802,500	0.0
Increase/(Decrease)	\$293,506	(\$68,194)	\$0	\$0	\$361,700	0.0
Percentage Change	20.9%	(8.1%)	0.0%	0.0%	82.1%	0.0%
FY 2014-15 Executive Request:	\$1,333,154	\$773,208	\$117,471	\$1,675	\$440,800	0.0
Request Above/(Below) Recommendation	(\$361,700)	\$0	\$0	\$0	(\$361,700)	n/a

Local Grants and Contracts

Description: This line item funds grants and contracts for the Non-point Source Program. Funding is from the Environmental Protection Agency and is used for projects to restore impaired water quality, protect water quality, and for watershed based plans designed to improve and protect water quality, analysis of the impact on construction permits and water facility capacity; sampling, lab analysis, and triennial review of water basins in the state.

Request: The Department requests an appropriation of \$1,777,800 federal funds. This request includes no changes from the FY 2013-14 appropriation.

Recommendation: **Staff recommends an appropriation of \$2,317,200 federal funds.** This recommendation includes an increase of federal funds to align the FY 2014-15 Long Bill with recent actual expenditures. The recommendation is calculated in accordance with Committee policy and outlined in the following table.

Water Quality Control Division, Clean Water Program, Local Grants and Contracts				
	Total Funds	General Fund	Federal Funds	FTE
FY 2013-14 Appropriation				
SB 13-230 (Long Bill)	<u>\$1,777,800</u>	<u>\$0</u>	<u>\$1,777,800</u>	<u>0.0</u>
TOTAL	\$1,777,800	\$0	\$1,777,800	0.0
FY 2014-15 Recommended Appropriation				
FY 2013-14 Appropriation	\$1,777,800	\$0	\$1,777,800	0.0
Informational funds adjustment	<u>539,400</u>	<u>0</u>	<u>539,400</u>	<u>0.0</u>
TOTAL	\$2,317,200	\$0	\$2,317,200	0.0
Increase/(Decrease)	\$539,400	\$0	\$539,400	0.0
Percentage Change	30.3%	0.0%	30.3%	0.0%

Water Quality Control Division, Clean Water Program, Local Grants and Contracts				
	Total Funds	General Fund	Federal Funds	FTE
FY 2014-15 Executive Request:	\$1,777,800	\$0	\$1,777,800	0.0
Request Above/(Below) Recommendation	(\$539,400)	n/a	(\$539,400)	n/a

Water Quality Improvement

Description: The Water Quality Improvement Program began in FY 2006-07 as a result of the passage of H.B. 06-1337, Water Quality Improvement Fund Penalties. Statute specifies the factors used to base penalties for violations of water quality control provisions. The Program is required to spend the collected civil penalties on improving the water quality in impacted communities by awarding grants for water quality improvement projects, stormwater management training and best practices training to prevent or reduce the pollution of state waters and is allowed to use up to 5.0 percent of penalties for administrative costs.

Request: The Department requests an appropriation of \$167,196 cash funds. The request does not include any changes from the FY 2013-14 appropriation.

Recommendation: **Staff recommends the Department's request for an appropriation of \$167,196 cash funds.**

Nutrients Grant Fund

Description: This line item was added by H.B. 13-1191 for the continuously appropriated Nutrients Grant Fund. Funds are used to assist local governments that operate wastewater treatment facilities with planning, design, construction, and other improvements necessary for compliance with recently-adopted nutrient management control regulations. The appropriation clause in H.B. 13-1191 transferred \$15.0 million from the General Fund to the Fund in FY 2013-14.

Request: The Department requested \$12.0 million General Fund be transferred into the Nutrients Grant Fund to be used for grants to drinking water and wastewater systems to rebuild damage caused by the floods and to improve infrastructure to come into compliance with the recently-adopted nutrient management control regulations.

Recommendation: **Staff recommends an appropriation of \$7.0 million cash funds to this line item.** Note there is an associated recommendation to create a new line item titled Transfer to the Nutrients Grant Fund to appropriate \$7.0 million General Fund to the Nutrients Grant Fund. The recommendation is outlined in the following table.

JBC Staff Figure Setting: FY 2014-15
Staff Working Document – Does Not Represent Committee Decision

Water Quality Control Division, Clean Water Program, Nutrients Grant Fund				
	Total Funds	General Fund	Cash Funds	FTE
FY 2013-14 Appropriation				
HB 13-1191	<u>\$15,000,000</u>	<u>\$15,000,000</u>	<u>\$0</u>	<u>0.0</u>
TOTAL	\$15,000,000	\$15,000,000	\$0	0.0
FY 2014-15 Recommended Appropriation				
FY 2013-14 Appropriation	\$15,000,000	\$15,000,000	\$0	0.0
R2 Water infrastructure	7,000,000	0	7,000,000	1.0
Annualize prior year legislation	<u>(15,000,000)</u>	<u>(15,000,000)</u>	<u>0</u>	<u>0.0</u>
TOTAL	\$7,000,000	\$0	\$7,000,000	1.0
Increase/(Decrease)	(\$8,000,000)	(\$15,000,000)	\$7,000,000	1.0
Percentage Change	(53.3%)	(100.0%)	0.0%	0.0%
FY 2014-15 Executive Request:	\$12,000,000	\$12,000,000	\$0	1.0
Request Above/(Below) Recommendation	\$5,000,000	\$12,000,000	(\$7,000,000)	0.0

Transfer to the Nutrients Grant Fund

***RECOMMENDED TO BE ADDED FOR FY 2014-15**

Description: This line item transfers General Fund to the Nutrients Grant Fund to provide funding for grants for water and wastewater facility improvements to meet recently adopted nutrient management control regulations.

Request: The Department did not request this line item.

Recommendation: Staff recommends an appropriation of \$7.0 million General Fund for this purpose. The recommendation is outlined in the following table.

Water Quality Control Division, Clean Water Program, Transfer to Nutrients Grant Fund			
	Total Funds	General Fund	FTE
FY 2013-14 Appropriation			
SB 13-230 (Long Bill)	<u>\$0</u>	<u>\$0</u>	<u>0.0</u>
TOTAL	\$0	\$0	0.0
FY 2014-15 Recommended Appropriation			
FY 2013-14 Appropriation	\$0	\$0	0.0
R2 Water infrastructure	<u>7,000,000</u>	<u>7,000,000</u>	<u>0.0</u>

Water Quality Control Division, Clean Water Program, Transfer to Nutrients Grant Fund			
	Total Funds	General Fund	FTE
TOTAL	\$7,000,000	\$7,000,000	0.0
Increase/(Decrease)	\$7,000,000	\$7,000,000	0.0
Percentage Change	0.0%	0.0%	0.0%
FY 2014-15 Executive Request:	\$0	\$0	0.0
Request Above/(Below)			
Recommendation	(\$7,000,000)	(\$7,000,000)	0.0

(B) DRINKING WATER PROGRAM

The Drinking Water Program is established under the federal Safe Drinking Water Act, and implements measures to ensure Colorado's public water systems provide safe drinking water for Colorado citizens.

Personal Services

Description: This line item funds the personnel costs of the Drinking Water Program.

Request: The Department requests an appropriation of \$6,078,900 total funds, of which \$935,216 is General Fund and 69.9 FTE. The request includes the following changes from the FY 2013-14 appropriation:

- An increase of \$22,634 General Fund and 0.1 FTE for the annualization of the additional staff added in FY 2013-14; and
- An increase of General Fund and cash funds for the annualization of FY 2013-14 salary survey and merit pay.

Staff Recommendation: **Staff recommends an appropriation of \$6,461,700 total funds, of which \$935,216 is General Fund and 69.9 FTE.** The recommendation includes the following two changes:

- An increase of \$22,634 General Fund and 0.1 FTE for the annualization of the additional staff added in FY 2013-14;
- An increase of General Fund and cash funds for the annualization of FY 2013-14 salary survey and merit pay; and
- An increase of federal funds to align the FY 2014-15 Long Bill with recent actual expenditures.

The recommendation is calculated in accordance with Committee policy and outlined in the following table.

JBC Staff Figure Setting: FY 2014-15
Staff Working Document – Does Not Represent Committee Decision

Water Quality Control Division, Drinking Water Program, Personal Services					
	Total Funds	General Fund	Cash Funds	Federal Funds	FTE
FY 2013-14 Appropriation					
SB 13-230 (Long Bill)	<u>\$6,024,756</u>	<u>\$890,560</u>	<u>\$339,596</u>	<u>\$4,794,600</u>	<u>69.8</u>
TOTAL	\$6,024,756	\$890,560	\$339,596	\$4,794,600	69.8
FY 2014-15 Recommended Appropriation					
FY 2013-14 Appropriation	\$6,024,756	\$890,560	\$339,596	\$4,794,600	69.8
Annualize prior year budget actions	54,144	44,656	9,488	0	0.1
Informational funds adjustment	<u>382,800</u>	<u>0</u>	<u>0</u>	<u>382,800</u>	<u>0.0</u>
TOTAL	\$6,461,700	\$935,216	\$349,084	\$5,177,400	69.9
Increase/(Decrease)	\$436,944	\$44,656	\$9,488	\$382,800	0.1
Percentage Change	7.3%	5.0%	2.8%	8.0%	0.1%
FY 2014-15 Executive Request:	\$6,078,900	\$935,216	\$349,084	\$4,794,600	69.9
Request Above/(Below) Recommendation	(\$382,800)	\$0	\$0	(\$382,800)	0.0

Operating Expenses

Description: This line item funds the operating expenses of the Drinking Water Program.

Request: The Department requests an appropriation of \$2,057,024 total funds, of which \$157,874 is General Fund. The request includes a reduction of \$7,055 General Fund for the annualization of one-time operating costs appropriated in FY 2013-14 for the new staff.

Recommendation: **Staff recommends an appropriation of \$1,463,024 total funds, of which \$102,929 is General Fund.** The recommendation includes the following two changes:

- A reduction of \$7,055 General Fund for the annualization of one-time operating costs appropriated in FY 2013-14 for the new staff; and
- A reduction of federal funds to align the FY 2014-15 Long Bill with recent actual expenditures.

The recommendation was calculated in accordance with Committee policy and is outlined in the following table.

*JBC Staff Figure Setting: FY 2014-15
Staff Working Document – Does Not Represent Committee Decision*

Water Quality Control Division, Drinking Water Program, Operating Expenses					
	Total Funds	General Fund	Cash Funds	Federal Funds	FTE
FY 2013-14 Appropriation					
SB 13-230 (Long Bill)	<u>\$2,064,079</u>	<u>\$164,929</u>	<u>\$1,750</u>	<u>\$1,897,400</u>	<u>0.0</u>
TOTAL	\$2,064,079	\$164,929	\$1,750	\$1,897,400	0.0
FY 2014-15 Recommended Appropriation					
FY 2013-14 Appropriation	\$2,064,079	\$164,929	\$1,750	\$1,897,400	0.0
Annualize prior year budget actions	(7,055)	(7,055)	0	0	0.0
Informational funds adjustment	<u>(594,000)</u>	<u>0</u>	<u>0</u>	<u>(594,000)</u>	<u>0.0</u>
TOTAL	\$1,463,024	\$157,874	\$1,750	\$1,303,400	0.0
Increase/(Decrease)	(\$601,055)	(\$7,055)	\$0	(\$594,000)	0.0
Percentage Change	(29.1%)	(4.3%)	0.0%	(31.3%)	0.0%
FY 2014-15 Executive Request:	\$2,057,024	\$157,874	\$1,750	\$1,897,400	0.0
Request Above/(Below) Recommendation	\$594,000	\$0	\$0	\$594,000	n/a

(C) INDIRECT COST ASSESSMENT

Indirect Cost Assessment

Request: The Department request for this line item is simply a place holder until the FY 2014-15 indirect cost assessment can be calculated.

Recommendation: **Staff recommends an appropriation of \$2,715,071 total funds, of which \$1,180,465 is cash funds and \$1,534,605 is federal funds** based on the Committee's policies on centrally appropriated line items to date. Staff requests permission to adjust the line based on the Committee's final action on all centrally appropriated line items for the FY 2014-15 Long Bill.

(6) HAZARDOUS MATERIALS AND WASTE MANAGEMENT DIVISION

The Division is responsible for the development and implementation of the State’s hazardous and non-hazardous waste management and remediation programs, and administration and oversight of a number of contaminated sites throughout the State.

DIVISION REQUEST AND RECOMMENDATION SUMMARY

Hazardous Materials and Waste Management Division						
	Total Funds	General Fund	Cash Funds	Reappropriated Funds	Federal Funds	FTE
FY 2013-14 Appropriation						
SB 13-230 (Long Bill)	\$30,321,104	\$0	\$20,281,491	\$280,060	\$9,759,553	113.8
Other legislation	<u>61,491</u>	<u>0</u>	<u>61,491</u>	<u>0</u>	<u>0</u>	<u>0.5</u>
TOTAL	\$30,382,595	\$0	\$20,342,982	\$280,060	\$9,759,553	114.3
FY 2014-15 Recommended Appropriation						
FY 2013-14 Appropriation	\$30,382,595	\$0	\$20,342,982	\$280,060	\$9,759,553	114.3
Indirect costs adjustment	460,187	0	303,723	0	156,464	0.0
Annualize prior year budget actions	149,000	0	147,000	2,000	0	0.0
Informational funds adjustment	61,700	0	0	0	61,700	0.0
BA2 CERCLA adjustment	0	0	0	0	0	0.0
Annualize prior year legislation	(16,290)	0	(16,290)	0	0	0.0
Waste tire revenue adjustment	<u>(45,823)</u>	<u>0</u>	<u>(45,823)</u>	<u>0</u>	<u>0</u>	<u>0.0</u>
TOTAL	\$30,991,369		\$20,731,592	\$282,060	\$9,977,717	114.3
Increase/(Decrease)	\$608,774	\$0	\$388,610	\$2,000	\$218,164	0.0
Percentage Change	2.0%	0.0%	1.9%	0.7%	2.2%	0.0%
FY 2014-15 Executive Request:	\$30,515,295	\$0	\$20,473,682	\$282,060	\$9,759,553	114.3
Request Above/(Below) Recommendation	(\$476,074)	n/a	(\$257,910)	\$0	(\$218,164)	(0.0)

→ Request for Information

Department of Public Health and Environment, Hazardous Materials and Waste Management Division, Contaminated Site Cleanups and Remediation Programs -- The Department is requested to submit a report on its CERCLA program. This report is requested to include detailed expenditures for the program, including out-year estimates by project and associated project financing. The report should also include an analysis of long-term funding needs of the State in responding to, litigating, and cleaning up CERCLA sites, including estimated long-term maintenance costs for these sites. The report should also provide information on the Hazardous Substance Response Fund balance and out-year fiscal

estimates. The Department is requested to submit this report to the Joint Budget Committee by November 1, 2014.

Comment: The report provides information on future state costs related to the oversight of superfund sites in the State. Since these costs do not change significant year to year, staff recommends the request be sent every other year. The request was not sent in FY 2013-14 **therefore staff recommends the request for information be sent for FY 2014-15.**

→ Waste Tire Revenue Projection

Statute includes a defined distribution of the revenue generated by the \$1.50 waste tire fee. The following table summarizes the projected FY 2014-15 revenue and the associated statutorily defined percent distributions to each of the Waste Tire Program cash funds.

Waste Tire Fee Revenue		
Fund	Percent	Project FY 2014-15 Revenue
Department of Revenue*	1.67%	\$95,020
Waste Tire Clean Up Fund	39.66%	2,222,935
Law Enforcement Grant Fund	8.67%	2,073,843
Waste Tire Fire Prevention Fund	8.00%	485,952
Processors and End Users Fund	37.00%	448,398
Waste Tire Market Development Fund	6.67%	373,852
Total[^]	100%	\$5,700,000

*This percent is off the top - therefore revenue available for the remaining funds is reduced by this amount.

[^]Total percent excludes the off-the-top percent to the Department of Revenue.

(A) ADMINISTRATION

This Office provides division-wide administrative and management support services.

Program Costs

Description: This program line item funds this subdivisions personal services and operating expenses.

Request: The Department requests an appropriation of \$303,753 total funds and 3.4 FTE. The request includes the annualization of FY 2013-14 salary survey and merit pay.

Recommendation: **Staff recommends the Department's request for an appropriation of \$303,753 cash funds and 3.4 FTE.** The recommendation is calculated in accordance with Committee policy and outlined in the following table.

JBC Staff Figure Setting: FY 2014-15
Staff Working Document – Does Not Represent Committee Decision

Hazardous Materials and Waste Management Division, Administration, Program Costs						
	Total Funds	General Fund	Cash Funds	Reappropriated Funds	Federal Funds	FTE
FY 2013-14 Appropriation						
SB 13-230 (Long Bill)	\$294,753	\$0	\$255,353	\$39,400	\$0	3.4
TOTAL	\$294,753	\$0	\$255,353	\$39,400	\$0	3.4
FY 2014-15 Recommended Appropriation						
FY 2013-14 Appropriation	294,753	0	255,353	39,400	0	3.4
Annualize prior year budget actions	9,000	0	9,000	0	0	0.0
TOTAL	\$303,753		\$264,353	\$39,400	\$0	3.4
Increase/(Decrease)	\$9,000	\$0	\$9,000	\$0	\$0	0.0
Percentage Change	3.1%	0.0%	3.5%	0.0%	0.0%	0.0%
FY 2014-15 Executive Request:	\$303,753	\$0	\$264,353	\$39,400	\$0	3.4
Request Above/(Below) Recommendation	\$0	n/a	\$0	\$0	n/a	0.0

Legal Services

Description: This line item is used to pay the Department of Law for the provision of legal services for this division.

Request: The Department requests an appropriation of 5,232 hours. The request does not include any changes from the FY 2013-14 appropriation.

Recommendation: **Staff recommends the Department's request for 5,232 hours of services, and the dollar amount is pending the Committee policy of the hourly rate for FY 2014-15 legal services.**

Indirect Cost Assessment

Request: The Department request for this line item is a place holder until the FY 2014-15 indirect cost assessment can be calculated.

Recommendation: **Staff recommends an appropriation of \$3,010,187 total funds, of which \$1,953,723 is cash funds, \$50,000 is reappropriated funds, and \$1,006,464 is federal funds.** Staff requests permission to adjust the line based on the Committee's action for all pending line items in the indirect cost pool.

(B) HAZARDOUS WASTE CONTROL PROGRAM

This Program is responsible for four primary program activities: permitting, compliance assurance, corrective action, and compliance assistance. This program monitors compliance and enforces hazardous waste regulation of over 100 large-quantity hazardous waste generators, 650

*JBC Staff Figure Setting: FY 2014-15
Staff Working Document – Does Not Represent Committee Decision*

small quantity hazardous waste generators, hazardous waste transporters, over 3,000 very small quantity hazardous waste generators, about 100 hazardous waste transporters and over 50 hazardous waste treatment, storage and disposal facilities.

Personal Services

Description: This line item funds personnel-related costs for this Program.

Request: The Department requests an appropriation of \$4,437,632 total funds and 32.0 FTE. The request does not include any changes from the FY 2012-13 appropriation.

Recommendation: **Staff recommends an appropriation of \$4,610,332 and 32.0 FTE.** The recommendation includes an increase of federal funds to align the FY 2014-15 Long Bill with the recent actual expenditures. The recommendation is calculated in accordance with Committee policy and outlined in the table below.

Hazardous Materials and Waste Management Division, Hazardous Waste Control Program, Personal Services					
	Total Funds	General Fund	Cash Funds	Federal Funds	FTE
FY 2013-14 Appropriation					
SB 13-230 (Long Bill)	\$4,355,769	\$0	\$2,122,569	\$2,233,200	31.5
Other legislation	<u>39,363</u>	<u>0</u>	<u>39,363</u>	<u>0</u>	<u>0.5</u>
TOTAL	\$4,395,132	\$0	\$2,161,932	\$2,233,200	32.0
FY 2014-15 Recommended Appropriation					
FY 2013-14 Appropriation	\$4,395,132	\$0	\$2,161,932	\$2,233,200	32.0
Annualize prior year budget actions	42,500	0	42,500	0	0.0
Informational funds adjustment	<u>172,700</u>	<u>0</u>	<u>0</u>	<u>172,700</u>	<u>0.0</u>
TOTAL	\$4,610,332		\$2,204,432	\$2,405,900	32.0
Increase/(Decrease)	\$215,200	\$0	\$42,500	\$172,700	0.0
Percentage Change	4.9%	0.0%	2.0%	7.7%	0.0%
FY 2014-15 Executive Request:	\$4,437,632	\$0	\$2,204,432	\$2,233,200	32.0
Request Above/(Below) Recommendation	(\$172,700)	n/a	\$0	(\$172,700)	0.0

Operating Expenses

Description: This line item funds the non-personnel costs for this Program.

Request: The Department requests an appropriation of \$161,323 total funds. This request includes a reduction of \$4,703 cash funds for the annualization of S.B. 13-219 (Methamphetamine Laboratory Remediation).

Recommendation: Staff recommends the Department's request for an appropriation of **\$161,323 total funds, calculated in accordance with Committee policy.** The recommendation is calculated in accordance with Committee policy and outlined in the table below.

Hazardous Materials and Waste Management Division, Hazardous Waste Control Program, Operating Expenses					
	Total Funds	General Fund	Cash Funds	Federal Funds	FTE
FY 2013-14 Appropriation					
SB 13-230 (Long Bill)	\$159,348	\$0	\$78,948	\$80,400	0.0
Other legislation	<u>6,678</u>	<u>0</u>	<u>6,678</u>	<u>0</u>	<u>0.0</u>
TOTAL	\$166,026	\$0	\$85,626	\$80,400	0.0
FY 2014-15 Recommended Appropriation					
FY 2013-14 Appropriation	\$166,026	\$0	\$85,626	\$80,400	0.0
Annualize prior year legislation	<u>(4,703)</u>	<u>0</u>	<u>(4,703)</u>	<u>0</u>	<u>0.0</u>
TOTAL	\$161,323		\$80,923	\$80,400	0.0
Increase/(Decrease)	(\$4,703)	\$0	(\$4,703)	\$0	0.0
Percentage Change	(2.8%)	0.0%	(5.5%)	0.0%	0.0%
FY 2014-15 Executive Request:	\$161,323	\$0	\$80,923	\$80,400	0.0
Request Above/(Below)					
Recommendation	\$0	n/a	\$0	\$0	n/a

(C) SOLID WASTE CONTROL PROGRAM

This program is responsible for the regulation of all solid waste management facilities in Colorado, including landfills, composting facilities, recycling facilities, transfer facilities, certain types of waste surface impoundments, asbestos waste facilities, solid waste incinerators, medical waste facilities, and scrap tire haulers and disposal facilities.

Program Costs

Description: This line item funds personal services and operating expenses for the Solid Waste Control Program.

Request: The Department requests an appropriation of \$2,808,249 cash funds and 23.8 FTE. This request includes an increase for the annualization of FY 2013-14 salary survey and merit pay.

Recommendation: Staff recommends the Department's request for an appropriation of **\$2,808,249 cash funds and 23.8 FTE.** The recommendation is calculated in accordance with Committee policy and outlined in the following table.

JBC Staff Figure Setting: FY 2014-15
Staff Working Document – Does Not Represent Committee Decision

Hazardous Materials and Waste Management Division, Solid Waste Control Program, Program Costs				
	Total Funds	General Fund	Cash Funds	FTE
Personal Services				
FY 2013-14 Appropriation	\$2,598,254	\$0	\$2,598,254	23.8
Annualize prior year budget actions	<u>42,500</u>	<u>0</u>	<u>42,500</u>	<u>0.0</u>
Subtotal - Personal Services	\$2,640,754	\$0	\$2,640,754	23.8
Operating Expenses				
FY 2013-14 Appropriation	\$167,495	\$0	\$167,495	0.0
Annualize prior year budget actions	<u>0</u>	<u>0</u>	<u>0</u>	<u>0.0</u>
Subtotal - Operating Expenses	\$167,495	\$0	\$167,495	0.0
Total Recommended FY 2014-15 Appropriation	\$2,808,249	\$0	\$2,808,249	23.8
FY 2014-15 Executive Request	\$2,808,249	\$0	\$2,808,249	23.8
Request Above/(Below) Recommendation	\$0	n/a	\$0	0.0

Waste Tire Management Program

This line item was discontinued in FY 2013-14 because the funding for the Waste Tire Program was consolidated into the Water Tire Program subdivision of this Division. This line item appears in the figure setting numbers pages for informational purposes because of prior year expenditure information. This line item will not appear in the FY 2014-15 Long Bill.

(D) CONTAMINATED SITE CLEANUPS AND REMEDIATION PROGRAMS

Funding in this subdivision is for four programs that to oversee the cleanup and remediation of Superfund sites in Colorado.

1. Contaminated Sites Operations and Maintenance Program funds the long-term operation and maintenance at Superfund sites. For Superfund sites with no responsible party to assume the costs, the state assumes responsibility for sites upon completion of remedies.
2. Funding is provided to the Department of Law for the oversight of contracts for contaminated sites cleanup under the federal Comprehensive Environmental Response, Compensation, and Liability Act (CERCLA).
3. Uranium Mill Tailings Remedial Action Program works to assure the proper cleanup of uranium mill sites that are under the primary responsibility of the United States Department of Energy. In addition, the state has the lead role in assisting local governments in the management of tailings that were not cleaned up under this Program, either because they

were not detected, or because the contamination is located in areas where significant risk is not encountered until future development and repair activities are performed.

4. Rocky Flats Program is responsible for monitoring long-term operations and maintenance of continuing remedy components (i.e., ground water cleanups, landfill caps), and closing out the administrative aspects of the regulatory process for site remediation.

Personal Services

Description: This line item funds personnel-related costs for Contaminated Sites Operations and Maintenance Program

Request: The Department requests an appropriation of \$6,476,427 total funds and 21.4 FTE. The request includes the following changes from the FY 2013-14 appropriation:

- An increase of \$20,000 cash funds for the annualization of FY 2013-14 salary survey and merit pay; and
- An increase of \$325,000 cash funds for budget amendment two to adjust the spending authority for CERCLA because related expenses (note this increase is offset by a reduction of cash fund spending for funds transferred to the Department of Law for CERCLA related costs).

Recommendation: **Staff recommends an appropriation of \$5,581,927 total funds and 21.4 FTE.** The recommendation includes the following changes:

- An increase for the annualization of FY 2013-14 salary survey and merit pay;
- An increase of \$325,000 for the adjustment to CERCLA spending authority within this subdivision; and
- A reduction of \$894,500 federal funds appropriation for informational purposes to align the FY 2014-15 Long Bill with recent actual expenditures.

The recommendation is calculated in accordance with Committee policy and outlined in the following table.

Hazardous Materials and Waste Management Division, Contaminated Site Cleanups and Remediation Programs, Personal Services					
	Total Funds	General Fund	Cash Funds	Federal Funds	FTE
FY 2013-14 Appropriation					
SB 13-230 (Long Bill)	<u>\$6,131,427</u>	<u>\$0</u>	<u>\$1,158,327</u>	<u>\$4,973,100</u>	<u>21.4</u>
TOTAL	\$6,131,427	\$0	\$1,158,327	\$4,973,100	21.4
FY 2014-15 Recommended Appropriation					
FY 2013-14 Appropriation	\$6,131,427	\$0	\$1,158,327	\$4,973,100	21.4
BA2 CERCLA adjustment	325,000	0	325,000	0	0.0
Annualize prior year budget actions	20,000	0	20,000	0	0.0

JBC Staff Figure Setting: FY 2014-15
Staff Working Document – Does Not Represent Committee Decision

Hazardous Materials and Waste Management Division, Contaminated Site Cleanups and Remediation Programs, Personal Services					
	Total Funds	General Fund	Cash Funds	Federal Funds	FTE
Informational funds adjustment	(894,500)	0	0	(894,500)	0.0
TOTAL	\$5,581,927		\$1,503,327	\$4,078,600	21.4
Increase/(Decrease)	(\$549,500)	\$0	\$345,000	(\$894,500)	0.0
Percentage Change	(9.0%)	0.0%	29.8%	(18.0%)	0.0%
FY 2014-15 Executive Request:	\$6,476,427	\$0	\$1,503,327	\$4,973,100	21.4
Request Above/(Below)					
Recommendation	\$894,500		\$0	\$894,500	(0.0)

Operating Expenses

Description: This line item funds the operating expenses of the Contaminated Site Operations and Maintenance Program.

Request: The Department requests an appropriation of \$743,982 total funds. The request does not include any changes from the FY 2013-14 appropriation.

Recommendation: **Staff recommends an appropriation of \$1,223,182 total funds.** The recommendation includes an increase of \$479,200 federal funds to align the FY 2014-15 Long Bill with recent actual expenditures. The following table outlines how the recommendation is calculated.

Hazardous Materials and Waste Management Division, Contaminated Site Cleanups and Remediation Programs, Operating Expenses					
	Total Funds	General Fund	Cash Funds	Federal Funds	FTE
FY 2013-14 Appropriation					
SB 13-230 (Long Bill)	\$743,982	\$0	\$53,382	\$690,600	0.0
TOTAL	\$743,982	\$0	\$53,382	\$690,600	0.0
FY 2014-15 Recommended Appropriation					
FY 2013-14 Appropriation	\$743,982	\$0	\$53,382	\$690,600	0.0
Informational funds adjustment	479,200	0	0	479,200	0.0
TOTAL	\$1,223,182		\$53,382	\$1,169,800	0.0
Increase/(Decrease)	\$479,200	\$0	\$0	\$479,200	0.0
Percentage Change	64.4%	0.0%	0.0%	69.4%	0.0%
FY 2014-15 Executive Request:	\$743,982	\$0	\$53,382	\$690,600	0.0
Request Above/(Below)					
Recommendation	(\$479,200)	n/a	\$0	(\$479,200)	n/a

Contaminated Sites Operation and Maintenance Contract Costs

Description: This line item funds the cost of long-term contracts with private parties for the operation and maintenance of Superfund sites upon completion of the immediate cleanup plan when there is no responsible party to assume the costs.

Request: The Department requests an appropriation of \$1,634,586 total funds. The request does not include any changes from the FY 2013-14 appropriation.

Recommendation: **Staff recommends an appropriation of \$2,052,086 total funds.** The recommendation includes an increase of federal funds to align the FY 2013-14 Long Bill with recent actual expenditures. The recommendation is calculated in accordance with Committee policy and outlined in the following table

Hazardous Materials and Waste Management Division, Contaminated Site Cleanups and Remediation Programs, Contaminated Sites Operation and Maintenance					
	Total Funds	General Fund	Cash Funds	Federal Funds	FTE
FY 2013-14 Appropriation					
SB 13-230 (Long Bill)	\$1,634,586	\$0	\$1,559,186	\$75,400	0.0
TOTAL	\$1,634,586	\$0	\$1,559,186	\$75,400	0.0
FY 2014-15 Recommended Appropriation					
FY 2013-14 Appropriation	\$1,634,586	\$0	\$1,559,186	\$75,400	0.0
Informational funds adjustment	417,500	0	0	417,500	0.0
TOTAL	\$2,052,086		\$1,559,186	\$492,900	0.0
Increase/(Decrease)	\$417,500	\$0	\$0	\$417,500	0.0
Percentage Change	25.5%	0.0%	0.0%	553.7%	0.0%
FY 2014-15 Executive Request:	\$1,634,586	\$0	\$1,559,186	\$75,400	0.0
Request Above/(Below) Recommendation	(\$417,500)	n/a	\$0	(\$417,500)	n/a

Transfer to the Department of Law for CERCLA-Related Costs

Description: This line item provides funding to the Department of Law (Law) for Law's oversight of contaminated site cleanup contracts under the federal Comprehensive Environmental Response, Compensation, and Liability Act (CERCLA). Pursuant to CERCLA, Law has specific authority over ten sites around the state as a result of litigation.

Request: The Department requests an appropriation of \$685,661 cash funds. The request includes the reduction of \$325,000 cash funds (which offset the increase in the personal services line of this subdivision) due to reduce CERCLA costs in the Department of Law.

Recommendation: **Staff recommends an appropriation of \$685,661 cash funds** based on the appropriations set in the Department of Law figure setting and approval of the adjust to

JBC Staff Figure Setting: FY 2014-15
Staff Working Document – Does Not Represent Committee Decision

CERCLA related funding due to a decrease in costs in the Department of Law. The recommendation is calculated in accordance with Committee policy and outlined in the following table.

Hazardous Materials and Waste Management Division, Contaminated Site Cleanups and Remediation Programs, Transfer to the Department of Law for CERCLA Related Costs				
	Total Funds	General Fund	Cash Funds	FTE
FY 2013-14 Appropriation				
SB 13-230 (Long Bill)	<u>\$1,010,661</u>	<u>\$0</u>	<u>\$1,010,661</u>	<u>0.0</u>
TOTAL	\$1,010,661	\$0	\$1,010,661	0.0
FY 2014-15 Recommended Appropriation				
FY 2013-14 Appropriation	\$1,010,661	\$0	\$1,010,661	0.0
BA2 CERCLA adjustment	<u>(325,000)</u>	<u>0</u>	<u>(325,000)</u>	<u>0.0</u>
TOTAL	\$685,661		\$685,661	0.0
Increase/(Decrease)	(\$325,000)	\$0	(\$325,000)	0.0
Percentage Change	(32.2%)	0.0%	(32.2%)	0.0%
FY 2014-15 Executive Request:	\$685,661	\$0	\$685,661	0.0
Request Above/(Below) Recommendation	\$0		\$0	0.0

Transfer to Law for Natural Resource Damage Claims at Rocky Mountain Arsenal

Description: This line item provides funding the Department of Law for an outside contractor who works on the revitalization of contaminated lands at the Rocky Mountain Arsenal.

Request: The Department requests an appropriation of \$50,000 cash funds. The request does not include any changes from the FY 2013-14 appropriation.

Recommendation: **The staff recommends an appropriation of \$50,000 cash funds based on the appropriation approved in the Department of Law's figure setting.** These funds are transferred to the Department of Law and the appropriation in this line item is based on the Committee action in the associated line item in the Department of Law.

Uranium Mill Tailings Remedial Action Program

Description: This line item funds personal services and operating expenses for the Uranium Mill Tailings Remedial Action Program. From 1991 to 1998, the Program provided for radioactive waste cleanup of nine uranium mill sites. Since 1998 the Program assists local governments in managing mill tailings that were not removed but which are disturbed during road work or other renewal or building activities. Reappropriated funds are from the Local Government Severance Tax Fund in the Department of Local Affairs.

JBC Staff Figure Setting: FY 2014-15
Staff Working Document – Does Not Represent Committee Decision

Request: The Department requests an appropriation of \$219,805 total funds and 3.1 FTE. The request includes the annualization of FY 2013-14 salary survey and merit pay.

Recommendation: **Staff recommends the Department's request for an appropriation of \$219,805 total funds and 3.1 FTE.** The recommendation is calculated in accordance with Committee policy and outlined in the following table.

Hazardous Materials and Waste Management Division, Contaminated Site Cleanups and Remediation Programs, Uranium Mill Tailings Remedial Action Program					
	Total Funds	General Fund	Reappropriated Funds	Federal Funds	FTE
Personal Services					
FY 2013-14 Appropriation	\$206,271	\$0	\$190,205	\$16,066	3.1
Annualize prior year budget actions	<u>2,000</u>	<u>0</u>	<u>2,000</u>	<u>0</u>	<u>0.0</u>
Subtotal - Personal Services	\$208,271	\$0	\$192,205	\$16,066	3.1
Operating Expenses					
FY 2013-14 Appropriation	\$11,534	\$0	\$0	\$11,534	0.0
Annualize prior year budget actions	<u>0</u>	<u>0</u>	<u>0</u>	<u>0</u>	<u>0.0</u>
Subtotal - Operating Expenses	\$11,534	\$0	\$0	\$11,534	0.0
Total Recommended FY 2014-15 Appropriation	\$219,805	\$0	\$192,205	\$27,600	3.1
FY 2014-15 Executive Request	\$219,805	\$0	\$192,205	\$27,600	3.1
Request Above/(Below) Recommendation	\$0	n/a	\$0	\$0	0.0

Rocky Flats Program Costs

Description: Prior to 2006, these funds were used to pay for oversight of the cleanup at the Rocky Flats Environmental Technology Site (formerly the Rocky Flats Plant). All physical remedial activities at Rocky Flats were completed in October of 2005, and the Comprehensive Risk Assessment and Remediation Feasibility Study was completed and approved on July 5, 2006. All hazardous waste units (tanks, storage pads, etc.) were closed and the Hazardous Waste Permit was terminated on July 26, 2006. The Record of Decision (ROD) was signed by EPA, Department of Energy, and CDPHE on September 29, 2006, and required no further remedial action. The post-closure agreement implementing the requirements of the ROD is the Rocky Flats Legacy Management Agreement (RFLMA).

The ROD identified two main areas on the site: one is completely clean and will be managed by U.S. Fish and Wildlife Service as a Wildlife Refuge, the other will be retained by the Department of Energy and managed by its Office of Legacy Management. The Division continues to have a regulatory oversight role in the implementation of the RFLMA and in coordination with local communities and the EPA. The Division is responsible for monitoring long-term operations and maintenance of continuing remedy components (i.e., ground water cleanups, landfill caps), and

closing out the administrative aspects of the regulatory process for site remediation. This line item funds personal services and operating expenses for the RFLMA.

Request: The Department requests an appropriation of \$141,700 federal funds and 2.3 FTE. The request does not include any changes from the FY 2013-14 appropriation.

Recommendation: **Staff recommends the Department's request for an appropriation of \$141,700 federal funds and 2.3 FTE**, calculated in accordance with Committee policy.

Rocky Flats Legal Services

Description: This line item funds the cost of legal services related to the Rocky Flats Agreement. These funds are reappropriated to the Department of Law for the provision of legal services.

Request: The Department requests an appropriation for 139 hours of legal services. The request does not include any changes from the FY 2013-14 appropriation.

Recommendation: **Staff recommends an appropriation of 275 hours based on the actual number of hours used in FY 2012-13, and the dollar amount is pending the Committee policy for the rate of legal service hours.** Staff requests permission to adjust the line item once the Committee policy is established.

(E) RADIATION MANAGEMENT

The Radiation Management Program provides regulatory services for radioactive materials through the review of license applications and inspections of facilities; administration of contract services with local public health agencies for indoor radon testing, prevention, and education; and the monitoring low-level radioactive waste producers by ensuring proper and economically sound disposal.

Personal Services

Description: This line item funds personnel-related costs for this Program.

Request: The Department requests an appropriation of \$2,538,289 total funds and 24.2 FTE. The request includes the following changes from the FY 2013-14 appropriation:

- A reduction of \$15,000 cash funds for construction and decommissioning oversight at the two uranium mills based on project developments in FY 2013-14; and
- An increase of \$48,000 cash funds for the annualization of FY 2013-14 salary survey and merit pay.

Recommendation: **Staff recommends the Department's request for an appropriation of \$2,538,289 total funds and 24.5 FTE.** The recommendation includes the following two changes from the FY 2013-14 appropriation:

- A reduction of cash funds for construction and decommissioning oversight at the two uranium mills based on project developments in FY 2013-14; and

JBC Staff Figure Setting: FY 2014-15
Staff Working Document – Does Not Represent Committee Decision

- An increase of cash funds for the annualization of FY 2013-14 salary survey and merit pay.

The recommendation is calculated in accordance with Committee policy and outlined in the following table.

Hazardous Materials and Waste Management Division, Radiation Management, Personal Services					
	Total Funds	General Fund	Cash Funds	Federal Funds	FTE
FY 2013-14 Appropriation					
SB 13-230 (Long Bill)	<u>\$2,505,289</u>	<u>\$0</u>	<u>\$2,267,389</u>	<u>\$237,900</u>	<u>24.2</u>
TOTAL	\$2,505,289	\$0	\$2,267,389	\$237,900	24.2
FY 2014-15 Recommended Appropriation					
FY 2013-14 Appropriation	\$2,505,289	\$0	\$2,267,389	\$237,900	24.2
Annualize prior year budget actions	<u>33,000</u>	<u>0</u>	<u>33,000</u>	<u>0</u>	<u>0.0</u>
TOTAL	\$2,538,289		\$2,300,389	\$237,900	24.2
Increase/(Decrease)	\$33,000	\$0	\$33,000	\$0	0.0
Percentage Change	1.3%	0.0%	1.5%	0.0%	0.0%
FY 2014-15 Executive Request:	\$2,538,289	\$0	\$2,300,389	\$237,900	24.2
Request Above/(Below)					
Recommendation	\$0	n/a	\$0	\$0	0.0

Operating Expenses

Description: This line item funds the operating expenses of this Program.

Request: The Department requests an appropriation of \$378,739 total funds. The request does not include any changes from the FY 2013-14 appropriation.

Recommendation: **Staff recommends an appropriation of \$265,539 total funds.** The recommendation includes a reduction of \$113,200 federal funds to align the FY 2014-15 Long Bill with recent actual expenditures. The recommendation is calculated in accordance with Committee policy and outlined in the following table.

Hazardous Materials and Waste Management Division, Radiation Management, Operating Expenses					
	Total Funds	General Fund	Cash Funds	Federal Funds	FTE
FY 2013-14 Appropriation					
SB 13-230 (Long Bill)	<u>\$378,739</u>	<u>\$0</u>	<u>\$98,039</u>	<u>\$280,700</u>	<u>0.0</u>
TOTAL	\$378,739	\$0	\$98,039	\$280,700	0.0

JBC Staff Figure Setting: FY 2014-15
Staff Working Document – Does Not Represent Committee Decision

Hazardous Materials and Waste Management Division, Radiation Management, Operating Expenses					
	Total Funds	General Fund	Cash Funds	Federal Funds	FTE
FY 2014-15 Recommended Appropriation					
FY 2013-14 Appropriation	\$378,739	\$0	\$98,039	\$280,700	0.0
Informational funds adjustment	<u>(113,200)</u>	<u>0</u>	<u>0</u>	<u>(113,200)</u>	<u>0.0</u>
TOTAL	\$265,539		\$98,039	\$167,500	0.0
Increase/(Decrease)	(\$113,200)	\$0	\$0	(\$113,200)	0.0
Percentage Change	(29.9%)	0.0%	0.0%	(40.3%)	0.0%
FY 2014-15 Executive Request:	\$378,739	\$0	\$98,039	\$280,700	0.0
Request Above/(Below) Recommendation	\$113,200	n/a	\$0	\$113,200	n/a

(F) WASTE TIRE PROGRAM

Description: This line item funds the following waste tire programs:

- The Waste Tire Incentives Program which awards grants for projects that reuse waste tires in applications such as building new artificial turf fields and new playground surfaces.
- The Illegal Waste Tire Grant Program awards grants to assist in the clean-up of waste tires that have been illegally dumped on county-owned properties.
- Distribution of rebates to companies in Colorado for processing waste tires or using waste tires in an end use.
- Encourage the development of markets for waste tires based on a market development plan created by the Waste Tire Advisory Committee.

Waste Tire Cleanup Program

Description: The Waste Tire Cleanup Program is used to reimburse local governments and counties for the costs incurred to cleanup illegally dumped waste tires and to provide incentives for activities which reuse waste tires (example would be ground tires at playgrounds). Pursuant to Section 25-17-202.6, C.R.S. the Waste Tire Cleanup Fund receives 39.66 percent of the revenue from the \$1.50 fee on waste tires and statute requires at the end of each fiscal year any funds remaining in the Waste Tire Cleanup Fund be rolled into the Processors and End Users Fund.

Request: The Department requests an appropriation of \$1,813,015 cash funds and 1.0 FTE. The request does not include any changes from the FY 2013-14 appropriation.

Recommendation: **Staff recommends an appropriation of \$2,183,991 and 1.0 FTE.** The recommendation includes an increase of \$370,976 cash funds based on the projected revenue

JBC Staff Figure Setting: FY 2014-15
Staff Working Document – Does Not Represent Committee Decision

from the waste tire fee of \$5.7 million in FY 2014-15. The recommendation is calculated in accordance with Committee policy and outlined in the following table.

Hazardous Materials and Waste Management Division, Waste Tire Program, Waste Tire Cleanup Program				
	Total Funds	General Fund	Cash Funds	FTE
FY 2013-14 Appropriation				
SB 13-230 (Long Bill)	<u>\$1,813,015</u>	<u>\$0</u>	<u>\$1,813,015</u>	<u>1.0</u>
TOTAL	\$1,813,015	\$0	\$1,813,015	1.0
FY 2014-15 Recommended Appropriation				
FY 2013-14 Appropriation	\$1,813,015	\$0	\$1,813,015	1.0
Waste tire revenue adjustment	<u>370,976</u>	<u>0</u>	<u>370,976</u>	<u>0.0</u>
TOTAL	\$2,183,991	\$0	\$2,183,991	1.0
Increase/(Decrease)	\$370,976	\$0	\$370,976	0.0
Percentage Change	20.5%	0.0%	20.5%	0.0%
FY 2014-15 Executive Request:	\$1,813,015	\$0	\$1,813,015	1.0
Request Above/(Below) Recommendation	(\$370,976)	n/a	(\$370,976)	0.0

Law Enforcement and Waste Tire Fire Prevention

Description: This line item funds grants for law enforcement activities related to identify and preventing the dumping of waste tires and funds grants for waste tire fire prevention activities.

- The Law Enforcement Grant Fund funds grants for law enforcement to prevent and/or identify illegal dumping of tires, law enforcement response costs to waste tire fires, and training and oversight of facilities funds. Pursuant to Section 25-17-202 (3) (a) the Law Enforcement Grant Fund receives 8.67 percent of the revenue from the \$1.50 fee on waste tires and at the end of each fiscal year statute requires any funds remaining in the Law Enforcement Grant Fund be rolled into the Processors and End Users Fund.
- The Waste Tire Fire Prevention Fund funds fire prevention activities designed to prevent waste tire fires including the purchase of equipment for fire response, and training for state patrol, police, sheriffs, fire departments, and local health departments for waste tire regulation enforcement. Pursuant to Section 25-17-202 (3) (a) the Waste Tire Fire Prevention Fund receives 8.0 percent of the revenue from the \$1.50 fee on waste tires and at the end of each fiscal year statute requires any funds remaining in the Waste Tire Fire Prevention Fund be rolled into the Processors and End Users Fund.

Request: The Department requests an appropriation of \$781,831 cash funds and 2.1 FTE. The request does not include any changes from the FY 2013-14 appropriation.

Recommendation: Staff recommends an appropriation of \$934,350 cash funds, of which \$485,952 is from the Law Enforcement Grant Fund and \$448,398 is from the Waste Tire Fire Prevention Fund and 2.1 FTE. The recommendation includes an increase of \$152,519 cash funds based on the projected revenue from the waste tire fee of \$5.7 million in FY 2014-15. The recommendation is calculated in accordance with Committee policy and outlined in the following table.

Hazardous Materials and Waste Management Division, Waste Tire Program, Law Enforcement and Waste Tire Fire Prevention				
	Total Funds	General Fund	Cash Funds	FTE
Personal Services				
FY 2013-14 Appropriation	\$214,116	\$0	\$214,116	2.1
Waste tire revenue adjustment	<u>0</u>	<u>0</u>	<u>0</u>	<u>0.0</u>
Subtotal - Personal Services	\$214,116	\$0	\$214,116	2.1
Operating Expenses				
FY 2013-14 Appropriation	\$567,715	\$0	\$567,715	0.0
Waste tire revenue adjustment	<u>152,519</u>	<u>0</u>	<u>152,519</u>	<u>0.0</u>
Subtotal - Operating Expenses	\$720,234	\$0	\$720,234	0.0
Total Recommended FY 2014-15 Appropriation	\$934,350	\$0	\$934,350	2.1
FY 2014-15 Executive Request	\$781,821	\$0	\$781,821	2.1
Request Above/(Below) Recommendation	(\$152,529)	n/a	(\$152,529)	0.0

Waste Tire Market Development

Description: The Waste Tire Market Development Fund shall be used to encourage waste tire market development pursuant to a market development plan developed by the Waste Tire Advisory Committee pursuant to Section 25-17-202.9 (2), C.R.S. Pursuant to Section 25-17-202 (3) (a) the Waste Tire Fire Prevention Fund receives 6.67 percent of the revenue from the \$1.50 fee on waste tires and at the end of each fiscal year statute requires any funds remaining in the Waste Tire Market Development Fund be rolled into the Processors and End Users Fund.

Request: The Department requests an appropriation of \$314,813 cash fund and 0.5 FTE. The request does not include any changes from the FY 2013-14 appropriation.

Recommendation: Staff recommends an appropriation of \$373,852 cash funds and 0.5 FTE. The recommendation includes an increase of \$59,039 cash funds based on the projected revenue from the waste tire fee of \$5.7 million in FY 2014-15. The recommendation is calculated in accordance with Committee policy and outlined in the following table.

JBC Staff Figure Setting: FY 2014-15
Staff Working Document – Does Not Represent Committee Decision

Hazardous Materials and Waste Management Division, Waste Tire Program, Waste Tire Market Development				
	Total Funds	General Fund	Cash Funds	FTE
Personal Services				
FY 2013-14 Appropriation	\$12,765	\$0	\$12,765	0.5
Waste tire revenue adjustment	<u>0</u>	<u>0</u>	<u>0</u>	<u>0.0</u>
Subtotal - Personal Services	\$12,765	\$0	\$12,765	0.5
Operating Expenses				
FY 2013-14 Appropriation	\$302,048	\$0	\$302,048	0.0
Waste tire revenue adjustment	<u>59,039</u>	<u>0</u>	<u>59,039</u>	<u>0.0</u>
Subtotal - Operating Expenses	\$361,087	\$0	\$361,087	0.0
Total Recommended FY 2014-15 Appropriation	\$373,852	\$0	\$373,852	0.5
FY 2014-15 Executive Request	\$314,813	\$0	\$314,813	0.5
Request Above/(Below) Recommendation	(\$59,039)	n/a	(\$59,039)	0.0

Processors and End Users Reimbursement REBATE

Description: This line item is used to reimburse processors and end users for processing and end using waste tires. Pursuant to Section 25-17-202 (3) (a) the Processor and End Users Fund receives 37.0 percent of the revenue from the \$1.50 fee on waste tires and receives all the unexpended funds from the other funds at the end of each fiscal.

Request: The Department requests an appropriation of \$3,982,446 cash funds and 0.5 FTE. The request does not include any changes from the FY 2013-14 appropriation.

Recommendation: **Staff recommends an appropriation of \$3,354,089 cash funds and 0.5 FTE.** The recommendation is based on the statutory revenue amount credited to the Fund plus the anticipated rollover amount based on recent rollover amounts.

Summary of Funds Available in the Processors and End Users Fund	
	Amount
FY 2014-15 Projected beginning Fund balance	\$0
FY 2014-15 Estimated Waste Tire Revenue	2,073,843
Rollover from the Waste Tire Cleanup Fund	749,051
Rollover from the Law Enforcement and Waste Tire Fire Prevention Funds	444,786
Rollover from the Waste Tire Market Development Fund	86,409
FY 2014-15 Funds Available for Grants	\$3,354,089

JBC Staff Figure Setting: FY 2014-15
Staff Working Document – Does Not Represent Committee Decision

The recommendation includes a reduction of \$628,357 cash funds based on the projected revenue from the waste tire fee of \$5.7 million in FY 2014-15. Staff acknowledges that there are increases to the cash funds which had rollovers into the Processor and End User Fund, but statute dictates the percent distribution formula on which the appropriations are based. It is likely that the rollover at the end of FY 2014-15 may be greater than in past because of the increased revenue and continued statutory restraints on the use of certain cash funds. The recommendation is calculated in accordance with Committee policy and outlined in the following table.

Hazardous Materials and Waste Management Division, Waste Tire Program, Processors and End Users Rebate				
	Total Funds	General Fund	Cash Funds	FTE
Personal Services				
FY 2013-14 Appropriation	\$12,765	\$0	\$12,765	0.5
Waste tire revenue adjustment	<u>0</u>	<u>0</u>	<u>0</u>	<u>0.0</u>
Subtotal - Personal Services	\$12,765	\$0	\$12,765	0.5
Operating Expenses				
FY 2013-14 Appropriation	\$3,969,681	\$0	\$3,969,681	0.0
Waste tire revenue adjustment	<u>(628,357)</u>	<u>0</u>	<u>(628,357)</u>	<u>0.0</u>
Subtotal - Operating Expenses	\$3,341,324	\$0	\$3,341,324	0.0
Total Recommended FY 2014-15 Appropriation				
	\$3,354,089	\$0	\$3,354,089	0.5
FY 2014-15 Executive Request				
Request Above/(Below)	\$3,982,446	\$0	\$3,982,446	0.5
Recommendation	\$628,357	n/a	\$628,357	0.0

(7) DIVISION OF ENVIRONMENTAL HEALTH AND SUSTAINABILITY

- Certifies and inspects wholesale food distributors and dairy processors;
- Oversees restaurant, child care facilities, and school inspections by done local public health departments (with a few exceptions where the state is responsible for these inspections); and
- Administers four sustainability programs (including the Waste Tire Program and the Recycling Resources Opportunity Program).

DIVISION REQUEST AND RECOMMENDATION SUMMARY

Division of Environmental Health and Sustainability						
	Total Funds	General Fund	Cash Funds	Reappropriated Funds	Federal Funds	FTE
FY 2013-14 Appropriation						
SB 13-230 (Long Bill)	\$7,424,929	\$1,253,938	\$4,241,158	\$105,433	\$1,824,400	43.1
Other legislation	204,593	0	204,593	0	0	0.0
HB 14-1244 (Supplemental)	<u>(155,000)</u>	<u>0</u>	<u>(155,000)</u>	<u>0</u>	<u>0</u>	<u>0.0</u>
TOTAL	\$7,474,522	\$1,253,938	\$4,290,751	\$105,433	\$1,824,400	43.1
FY 2014-15 Recommended Appropriation						
FY 2013-14 Appropriation	\$7,474,522	\$1,253,938	\$4,290,751	\$105,433	\$1,824,400	43.1
Annualize prior year legislation	409,186	0	409,186	0	0	0.0
Indirect costs adjustment	161,517	0	98,354	0	63,163	0.0
Annualize prior year budget actions	73,929	23,710	48,219	2,000	0	0.0
Informational funds adjustment	(272,200)	0	0	0	(272,200)	0.0
Base adjustments	<u>(50,000)</u>	<u>(50,000)</u>	<u>50,000</u>	<u>0</u>	<u>(50,000)</u>	<u>(0.5)</u>
TOTAL	\$7,796,954	\$1,227,648	\$4,896,510	\$107,433	\$1,565,363	42.6
Increase/(Decrease)	\$322,432	(\$26,290)	\$605,759	\$2,000	(\$259,037)	(0.5)
Percentage Change	4.3%	(2.1%)	14.1%	1.9%	(14.2%)	(1.2%)
FY 2014-15 Executive Request:	\$8,058,979	\$1,227,648	\$4,949,498	\$107,433	\$1,774,400	42.6
Request Above/(Below) Recommendation	\$262,025	\$0	\$52,988	\$0	\$209,037	0.0

➔ Realignment of FTE Responsible for Vector Surveillance

Request: The Department requests a transfer of \$50,000 General Fund and 0.5 FTE from this Division to the Disease Control and Environmental Epidemiology Division to streamline public health entomological services within the Disease Control and Environmental Epidemiology Division.

Recommendation: **Staff recommends the Department's request.**

Analysis: The position being transferred performs environmental investigations and surveillance to determine the cause of human illnesses or determine the risk to human health from vectors, which include mosquitoes (West Nile Virus), mice (Hantavirus), fleas (plague), ticks (tick-borne relapsing fever) and various animals (rabies). The Department is working to streamline public health entomological services to one division for efficiently purposes and has determined that the work done by this FTE would be more effectively provided by the Disease Control and Environmental Epidemiology Division.

→ Feeding Operations Base Adjustment

Request: The Department requests an increase of \$50,000 cash funds from the Animal Feeding Operations Fund and a reduction of \$50,000 federals, and the transfer of 0.5 FTE from the Environmental Health Programs line item tot eh Animal Feeding Operations Program.

Recommendation: **Staff recommends the Department's request.**

Analysis: The current 0.5 FTE works within the Environmental Health Programs providing technical assistance, conducting inspections and issuing permits to feeding operations to ensure that they manage the waste products of the animals properly to prevent water and air pollution. The positions has been funded from the Performance Partnership Federal Grant which is decline, but the workload is growing, therefore the Department is requesting funding to maintain the FTE and ensure that inspections continue at animal feeding facilities. The Animal Feeding Operations Fund has an available fund balance of \$504,491 which is sufficient to support the FTE without requiring any fee changes.

Personal Services-ENVIRONMENTAL HEALTH PROGRAMS

***RENAMED FROM PERSONAL SERVICES FOR FY 2014-15**

Description: This line item funds the costs of the following environmental health programs:

- The Dairy Inspection Program inspects dairy farms; milk haulers, tankers and receivers; milk cooperatives; milk processing plants; and manufactured dairy product plants.
- The Retail Food Service Inspection Program inspects restaurants, grocery stores, school cafeterias, and food programs for the elderly.
- The Wholesale Food Manufacturing and Storage Program inspects food storage and warehouse facilities, food manufacturers, and shellfish dealers.
- The Insect/Vector Control Program monitors diseases that are spread by insects and rodents, such as encephalitis, the plague, and West Nile Virus.
- The Environmental Institutions Program inspects child care centers, summer camps, public and private schools, and private correctional facilities.

- The Health Fraud Program prepares and disseminates information related to potentially harmful and/or recalled products.
- The Drug/Medical Device Program inspects body art facilities, drug manufacturers, and medical device manufacturers.
- Other regulatory responsibilities, such as inspecting tanning facilities and responding to complaints about hotels, motels, mobile home park operators, and camp ground operators.

Request: The Department requests an appropriation of \$2,394,590 total funds, of which \$1,098,610 is General Fund and 26.4 FTE. The request includes the following changes:

- A reduction of \$50,000 General Fund and 0.5 FTE to transfer the vector surveillance duties to the Disease Control and Environmental Epidemiology Division; and
- An increase for the annualization of FY 2013-14 salary survey and merit pay.

Recommendation: **Staff recommends the personal services and operating expenses line item be combined into a Program Costs** line item to enable the Department to effectively manage the available funds for environmental health programs.

Staff recommends an appropriation of \$2,697,704 total funds, of which \$1,128,110 is General Fund and 26.9 FTE. The recommendation the following changes from the FY 2013-14 appropriation:

- An increase of \$128,500 federal funds to align the FY 2014-15 Long Bill with recent actual expenditures;
- An increase of \$52,271 total funds, of which \$23,710 is General Fund for the annualization of FY 2013-14 salary survey and merit pay;
- A reduction of \$50,000 General Fund and 0.5 FTE to transfer funding to Disease Control and Environmental Epidemiology Division; and
- An increase of \$174,614 total funds, of which \$29,500 is General Fund for the consolidation of funding for Environmental Health Programs into one line item.

Staff is recommending the consolidation of funding for Environmental Health Programs because the operating expenses are only 6.5 percent of the total cost for the Programs. The flexibility provided by this recommendation will enable the Programs to effectively manage their resources and account for unexpended changes in Program operating or personal services costs. The recommendation is calculated in accordance with Committee policy and outlined in the following table.

JBC Staff Figure Setting: FY 2014-15
Staff Working Document – Does Not Represent Committee Decision

Division of Environmental Health and Sustainability, Environmental Health Programs						
	Total Funds	General Fund	Cash Funds	Reappropriated Funds	Federal Funds	FTE
Personal Services						
FY 2013-14 Appropriation	\$2,392,319	\$1,124,900	\$838,242	\$94,177	\$335,000	26.9
Base adjustments	(50,000)	(50,000)	0	0	0	(0.5)
Annualize prior year budget actions	52,271	23,710	26,561	2,000	0	0.0
Informational funds adjustment	<u>128,500</u>	<u>0</u>	<u>0</u>	<u>0</u>	<u>128,500</u>	<u>0.0</u>
Subtotal - Personal Services	\$2,523,090	\$1,098,610	\$864,803	\$96,177	\$463,500	26.4
Operating Expenses						
FY 2013-14 Appropriation	\$0	\$0	\$0	\$0	\$0	0.0
Base adjustments	174,614	29,500	98,158	11,256	35,700	0.0
Annualize prior year budget actions	0	0	0	0	0	0.0
Informational funds adjustment	<u>0</u>	<u>0</u>	<u>0</u>	<u>0</u>	<u>0</u>	<u>0.0</u>
Subtotal - Operating Expenses	\$174,614	\$29,500	\$98,158	\$11,256	\$35,700	0.0
Total Recommended FY 2014-15 Appropriation	\$2,697,704	\$1,128,110	\$962,961	\$107,433	\$499,200	26.4
FY 2014-15 Executive Request	\$2,394,590	\$1,098,610	\$864,803	\$96,177	\$335,000	26.4
Request Above/(Below) Recommendation	(\$303,114)	(\$29,500)	(\$98,158)	(\$11,256)	(\$164,200)	0.0

Operating Expenses

Description: This line item funds the operating costs for the environmental health programs.

Request: The Department requests an appropriation of \$174,614 total funds, of which \$29,500 is General Fund. The request does not include any changes from the FY 2012-13 appropriation.

Recommendation: **Staff recommends no appropriation in accordance with the recommendation to consolidate the funding for the Environmental Health Programs into one line item.** The recommendation is calculated in accordance with Committee policy and outlined in the following table.

Sustainability Programs

Description: This line item supports programs aimed at reducing environmental waste and pollution by conserving natural resources in State Government operations and recognizing businesses that go above and beyond environmental requirements. Specific programs funded in by this line include:

- Environmental Leadership Program which provides financial incentives for companies that demonstrate a commitment to the use of pollution prevention strategies and compliance with environmental regulations.

JBC Staff Figure Setting: FY 2014-15
Staff Working Document – Does Not Represent Committee Decision

- Pollution Prevention Program issues grants to entities attempting to reduce pollution created by hazardous substances, operates a technical library, provides consumer education on pollution prevention for schools and industry, and offers a variety of training programs for both state and local inspectors.
- Pharmaceutical Take-back Program provides citizens with a place to dispose of unwanted medications in a safe manner.

Request: The Department requests an appropriation of \$1,320,536 total funds and 9.6 FTE. The request includes the following changes from the FY 2013-14 appropriation:

- An increase of \$8,000 cash fund for the annualization of salary survey and merit pay; and
- A reduction of \$50,000 federal funds and 0.5 FTE for the feeding operations base adjustment.

Recommendation: **Staff recommends an appropriation of \$919,836 total funds and 10.1 FTE**, calculated in accordance with Committee policy. The recommendation includes:

- a reduction of \$400,700 federal funds to align the FY 2013-14 Long Bill with recent actual expenditures;
- A reduction of \$50,000 federal funds and 0.5 FTE for the feeding operations base adjustment;
- An increase of \$8,000 cash funds for the annualization of FY 2013-14 salary survey and merit pay.

The recommendation is calculated in accordance with Committee policy and outlined in the following table.

Division of Environmental Health and Sustainability, Sustainability Programs					
	Total Funds	General Fund	Cash Funds	Federal Funds	FTE
Personal Services					
FY 2013-14 Appropriation	\$937,415	\$0	\$208,243	\$729,172	10.1
Base adjustments	(40,000)	0	0	(40,000)	(0.5)
Annualize prior year budget actions	8,000	0	8,000	0	0.0
Informational funds adjustment	<u>(150,000)</u>	<u>0</u>	<u>0</u>	<u>(150,000)</u>	<u>0.0</u>
Subtotal - Personal Services	\$755,415	\$0	\$216,243	\$539,172	9.6
Operating Expenses					
FY 2013-14 Appropriation	\$425,121	\$0	\$50,593	\$374,528	0.0
Base adjustments	(10,000)	0	0	(10,000)	0.0
Annualize prior year budget actions	0	0	0	0	0.0
Informational funds adjustment	<u>(250,700)</u>	<u>0</u>	<u>0</u>	<u>(250,700)</u>	<u>0.0</u>
Subtotal - Operating Expenses	\$164,421	\$0	\$50,593	\$113,828	0.0

*JBC Staff Figure Setting: FY 2014-15
Staff Working Document – Does Not Represent Committee Decision*

Division of Environmental Health and Sustainability, Sustainability Programs					
	Total Funds	General Fund	Cash Funds	Federal Funds	FTE
Total Recommended FY 2014-15 Appropriation	\$919,836	\$0	\$266,836	\$653,000	9.6
FY 2014-15 Executive Request	\$1,320,536	\$0	\$266,836	\$1,053,700	9.6
Request Above/(Below) Recommendation	\$400,700	n/a	\$0	\$400,700	0.0

Animal Feeding Operations (AFO) Program

Description: This line item supports the Department's regulatory programs affecting animal feeding operations, including the Housed Commercial Swine Feeding Operations Program, which was created by the passage of S.B. 06-117 (Kester/Gardner). Senate Bill 06-117 allowed wastewater vessels and impoundments used in a housed commercial swine operation to be operated with technologies or practices to minimize the emission of odorous gases so long as those technologies are at least as effective as covers. In FY 2010-11, the General Assembly combined the HCSFO and CAFO programs within this line item to consolidate swine feeding operations monitoring and confined feeding operations permits and assistance work into a single program.

Request: The Department requests an appropriation of \$528,288 total funds, of which \$99,538 is General Fund and 4.0 FTE. The request includes the following changes from the FY 2013-14 appropriation:

- An increase of \$50,000 cash funds and 0.5 FTE for the feeding operations base adjustment; and
- An increase of \$8,000 cash funds for the annualization of FY 2013-14 salary survey and merit pay.

Recommendation: **Staff recommends the Department's request for an appropriation of \$528,288 total funds, of which \$99,538 is General Fund and 4.0 FTE.** The recommendation includes the requested changes from the FY 2013-14 appropriation, is calculated in accordance with Committee policy and is outlined in the following table.

Division of Environmental Health and Sustainability, Animal Feeding Operations Program				
	Total Funds	General Fund	Cash Funds	FTE
Personal Services				
FY 2013-14 Appropriation	\$264,632	\$0	\$264,632	3.5
Base adjustments	40,000	0	40,000	0.5
Annualize prior year budget actions	<u>8,000</u>	<u>0</u>	<u>8,000</u>	<u>0.0</u>
Subtotal - Personal Services	\$312,632	\$0	\$312,632	4.0

JBC Staff Figure Setting: FY 2014-15
Staff Working Document – Does Not Represent Committee Decision

Division of Environmental Health and Sustainability, Animal Feeding Operations Program				
	Total Funds	General Fund	Cash Funds	FTE
Operating Expenses				
FY 2013-14 Appropriation	\$205,656	\$99,538	\$106,118	0.0
Base adjustments	10,000	0	10,000	0.0
Annualize prior year budget actions	<u>0</u>	<u>0</u>	<u>0</u>	<u>0.0</u>
Subtotal - Operating Expenses	\$215,656	\$99,538	\$116,118	0.0
Total Recommended FY 2014-15 Appropriation	\$528,288	\$99,538	\$428,750	4.0
FY 2014-15 Executive Request	\$528,288	\$99,538	\$428,750	4.0
Request Above/(Below) Recommendation	\$0	\$0	\$0	0.0

Recycling Resources Economic Opportunity Program

Description: This Program is administered by the Pollution Prevention Advisory Board and is aimed at enhancing pollution prevention efforts involving multiple Department divisions and across a variety of media (air, water, and waste). Initially created by H.B. 07-1288 (Solano/Shaffer), the program was funded with by an increase on existing solid waste disposal and waste tire fees. The waste tire fee funding for this Program was eliminated by H.B. 10-1018 beginning in FY 2011-12.

Request: The Department requests an appropriation of \$2,468,258 cash funds and 1.6 FTE. The request includes an increase of \$409,186 cash funds for the second year impact of S.B. 13-050 which increased the solid waste disposal fee from \$0.07 per ton to \$0.14 per ton by January 1, 2016.

Recommendation: **Staff recommends an appropriation of \$2,471,916 cash funds and 1.6 FTE.** The recommendation includes the following changes from the FY 2013-14 appropriation:

- An increase of \$2,286 and \$1,372 cash funds for the annualization of FY 2013-14 salary survey and merit pay respectively; and
- An increase of \$409,186 cash funds for the annualization of S.B. 13-050.

The recommendation is calculated in accordance with Committee policy and outlined in the following table.

*JBC Staff Figure Setting: FY 2014-15
Staff Working Document – Does Not Represent Committee Decision*

Division of Environmental Health and Sustainability, Recycling Resources Economic Opportunity Program				
	Total Funds	General Fund	Cash Funds	FTE
Personal Services				
FY 2013-14 Appropriation	\$102,475	\$0	\$102,475	1.6
Annualize prior year legislation	0	0	0	0.0
Annualize prior year budget actions	<u>2,286</u>	<u>0</u>	<u>2,286</u>	<u>0.0</u>
Subtotal - Personal Services	\$104,761	\$0	\$104,761	1.6
Operating Expenses				
FY 2013-14 Appropriation	\$1,956,597	\$0	\$1,956,597	0.0
Annualize prior year legislation	409,186	0	409,186	0.0
Annualize prior year budget actions	<u>1,372</u>	<u>0</u>	<u>1,372</u>	<u>0.0</u>
Subtotal - Operating Expenses	\$2,367,155	\$0	\$2,367,155	0.0
Total Recommended FY 2014-15 Appropriation	\$2,471,916	\$0	\$2,471,916	1.6
FY 2014-15 Executive Request	\$2,468,258	\$0	\$2,468,258	1.6
Request Above/(Below) Recommendation	(\$3,658)	n/a	(\$3,658)	0.0

Oil and Gas Consultation Program Costs

Description: This line item funds the personal services and operating expenses associated with the Department's consultation work with the Oil and Gas Conservation Commission (OGCC) within the Department of Natural Resources.

Request: The Department requests an appropriation of \$122,693 cash funds and 1.0 FTE. The request includes the annualization of FY 2013-14 salary survey and merit pay.

Recommendation: **Staff recommends the Department's request for an appropriation of \$122,693 cash funds and 1.0 FTE.** The recommendation includes an increase of \$2,000 cash funds for the annualization of salary survey and merit pay. The recommendation is calculated in accordance with Committee policy and outlined in the following table.

Division of Environmental Health and Sustainability, Oil and Gas Consultation Program				
	Total Funds	General Fund	Cash Funds	FTE
Personal Services				
FY 2013-14 Appropriation	\$110,904	\$0	\$110,904	1.0
Annualize prior year budget actions	<u>2,000</u>	<u>0</u>	<u>2,000</u>	<u>0.0</u>
Subtotal - Personal Services	\$112,904	\$0	\$112,904	1.0

*JBC Staff Figure Setting: FY 2014-15
Staff Working Document – Does Not Represent Committee Decision*

Division of Environmental Health and Sustainability, Oil and Gas Consultation Program				
	Total Funds	General Fund	Cash Funds	FTE
Operating Expenses				
FY 2013-14 Appropriation	\$9,789	\$0	\$9,789	0.0
Annualize prior year budget actions	<u>0</u>	<u>0</u>	<u>0</u>	<u>0.0</u>
Subtotal - Operating Expenses	\$9,789	\$0	\$9,789	0.0
Total Recommended FY 2014-15 Appropriation	\$122,693	\$0	\$122,693	1.0
FY 2014-15 Executive Request	\$122,693	\$0	\$122,693	1.0
Request Above/(Below) Recommendation	\$0	n/a	\$0	0.0

Waste Tire Program

This line item was moved to the Hazardous Materials and Waste Management Division to locate the funding for the Waste Tire Program within the Division which administered the Program and was reconfigured to reflect the statutory funding structure of the Waste Tire Program. This line item appears in the numbers pages for informational purposes only and will not appear in the FY 2014-15 Long Bill.

Indirect Cost Assessment

Request: The Department request for this line item is a place holder until the FY 2014-15 indirect cost assessment can be calculated.

Recommendation: **Staff recommends an appropriation of \$1,056,517 total funds, of which \$643,354 is cash funds and \$413,163 is federal funds** based on the Committee's policies on centrally appropriated line items to date. Staff requests permission to adjust the line based on the Committee's final action on all centrally appropriated line items for the FY 2014-15 Long Bill.

(8) DISEASE CONTROL AND ENVIRONMENTAL EPIDEMIOLOGY DIVISION

- Responsible for identifying, containing, controlling, and tracking the spread of communicable diseases, with a focus on: hepatitis, tuberculosis, sexually transmitted infections, and HIV/AIDS; and
- Assesses the threat risk from environmental contaminants on human health, and when needed, takes action to contain and/or nullifying these threats.

DIVISION REQUEST AND RECOMMENDATION SUMMARY

Disease Control and Environmental Epidemiology Division						
	Total Funds	General Fund	Cash Funds	Reappropriated Funds	Federal Funds	FTE
FY 2013-14 Appropriation						
SB 13-230 (Long Bill)	\$96,970,777	\$5,797,013	\$6,557,564	\$0	\$84,616,200	146.9
Other legislation	375,596	68,054	307,542	0	0	5.0
HB 14-1244 (Supplemental)	<u>(126,636)</u>	<u>0</u>	<u>(126,636)</u>	<u>0</u>	<u>0</u>	<u>(2.0)</u>
TOTAL	\$97,219,737	\$5,865,067	\$6,738,470	\$0	\$84,616,200	149.9
FY 2014-15 Recommended Appropriation						
FY 2013-14 Appropriation	\$97,219,737	\$5,865,067	\$6,738,470	\$0	\$84,616,200	149.9
EHR system	3,274,079	3,274,079	0	0	0	0.0
Medical inflation	815,705	104,552	0	0	711,153	0.0
BA1 HIE funding	533,516	533,516	0	0	0	0.0
Indirect costs adjustment	487,637	0	9,404	0	478,233	0.0
Annualize prior year legislation	71,428	(68,054)	139,482	0	0	1.0
Base adjustments	50,000	50,000	0	0	0	0.5
Annualize prior year budget actions	45,274	26,107	19,167	0	0	0.0
Tobacco Master Settlement revenue adjustment	17,690	0	17,690	0	0	0.0
R1 Marijuana research studies	0	0	0	0	0	0.0
Informational funds adjustment	(1,370,538)	0	(6,538)	0	(1,364,000)	0.0
Amendment 35 revenue adjustment	<u>(29,400)</u>	<u>(14,700)</u>	<u>(14,700)</u>	<u>0</u>	<u>0</u>	<u>0.0</u>
TOTAL	\$101,115,128	\$9,770,567	\$6,902,975	\$0	\$84,441,586	151.4
Increase/(Decrease)	\$3,895,391	\$3,905,500	\$164,505	\$0	(\$174,614)	1.5
Percentage Change	4.0%	66.6%	2.4%	0.0%	(0.2%)	1.0%
FY 2014-15 Executive Request:	\$105,002,397	\$6,416,505	\$13,969,692	\$0	\$84,616,200	152.4
Request Above/(Below) Recommendation	\$3,887,269	(\$3,354,062)	\$7,066,717	n/a	\$174,614	1.0

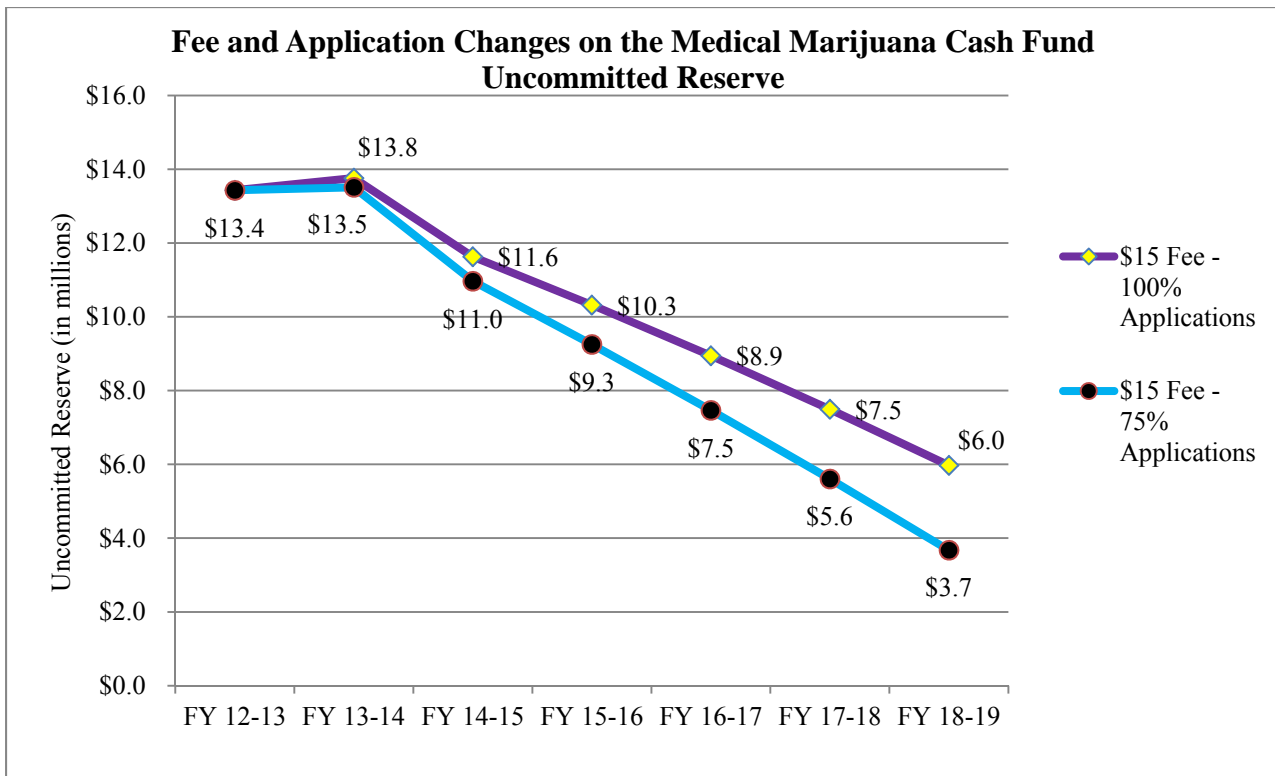
→ R1 Marijuana Research Studies

Request: The Department requests the spending authority for \$7.1 million cash funds from the Medical Marijuana Cash Fund and an associated 1.0 FTE to review data, prepare a request for proposals, and eventually award grants for research on the health effects of marijuana. The request includes roll-forward spending authority through FY 2015-16.

***Recommendation:* Staff recommends the Committee sponsor legislation creating the framework of the Marijuana Research Studies Grant Program in the Department of Public Health and Environment (LLS 14-0850). Additionally staff recommends a cap of \$10.0 million be included in the bill for research and the appropriation for the research be made to the Medical Marijuana Registry subdivision.**

Analysis: Since the Committee has seen and continues to discuss the components of the bill draft, this analysis focuses on the dollar figure for the total amount of funds that should be available for research. Note the bill would provide a cap on the total amount of funds which could be used for research, allowing the Council the ability to approve research grants up to the cap.

The following table summarizes the uncommitted reserve of the Medical Marijuana Cash Fund prior to funding any research projects and accounting for the revenue reduction attributable to the fee reduction, and increased expenditures for the Registry's computer system.



The recommended cap of \$10.0 million is based on the following reasons: first it is unknown the amount of proposals the Department will receive, but based on the current level of interest there could be a large number of proposals. The higher cap will provide the Council with the ability to fund the most number of qualified proposals. Second, there is a need for two FTE for this Program because of the requirements for peer reviewed research which will require an FTE with significant scientific research and writing experience, and the Department will require one FTE to monitor all the grants due to the high profile nature of the grants. Since this is a new program staff believes there will be a lot that is unknown until the process begins and it is important the Department has staff available to assist grantees with questions, concerns and compliance. Third by providing a \$10.0 million cap, the size of the uncommitted reserve will be reduced to appropriate levels (i.e. 16.5 percent) by FY 2016-17. The following table summarizes the projected change to the uncommitted reserve based on the expenditures and funding decisions for FY 2014-15.

Medical Marijuana Program Cash Fund Balance - No Change to Number of Registry Applications				
	FY 12-13	FY 13-14	FY 14-15	FY 15-16
Beginning Fund Balance	\$12,033,533	\$13,429,959	\$13,758,986	\$1,626,843
Revenue	3,914,050	2,912,027	1,638,015	1,638,015
Expenditures	(2,517,624)	(2,583,000)	(2,650,158)	(2,719,062)
Computer System	n/a	n/a	(1,120,000)	(225,000)
Research	n/a	n/a	(10,000,000)	n/a
Ending Fund Balance	\$13,429,959	\$13,758,986	\$1,626,843	\$320,796
Reserve 16.5%	\$415,408	\$426,195	\$437,276	\$448,645
Uncommitted reserve	13,014,551	13,332,791	1,189,567	(\$127,849)

→ BA1 HIE Funding and EHR Request

Request: The Department requests \$533,516 General Fund to develop an integrated mechanism between CDPHE data systems and the health information exchange requested by the Department of Health Care Policy and Financing (Department request R5) to facilitate the automatic sharing of health information for public health purposes. This request is for the non-Medicaid eligible costs of HCPF's health information exchange request. This request was not submitted in November because last minute questions were raised about what portions of the HCPF health information exchange were non-Medicaid eligible.

Recommendation: **Staff recommends the Department's request.** Staff requests permission to adjust this line item based on the Committee's action on the Department of Health Care Policy and Financing request five.

Analysis: The Department of Health Care Policy and Financing has request funding to develop a statewide HIE. Both Medicaid and non-Medicaid providers will be able to access the HIE, but an additional interfaces will be developed to support bi-directional flow of information from the HIE to the following Department of Public Health and Environment programs:

- Immunization reporting to the Colorado Immunization Information System;
- Electronic laboratory reporting of communicable diseases to the Colorado Electronic Disease Reporting System;
- Syndromic surveillance reporting; and
- Cancer Case Reporting to the CDPHE Cancer Registry.

The Department of Health Care Policy and Financing is eligible to utilize 90 percent federal matching funds under a portion of the 2009 American Recovery and Reinvestment Act (ARRA) of 2009 known as the Health Information Technology for Economic and Clinical Health (HITECH) Act. Since these new interfaces will not be exclusively utilized by Medicaid providers, the portion of the costs for developments not impacting Medicaid providers will have to be covered by General Fund (i.e. this request).

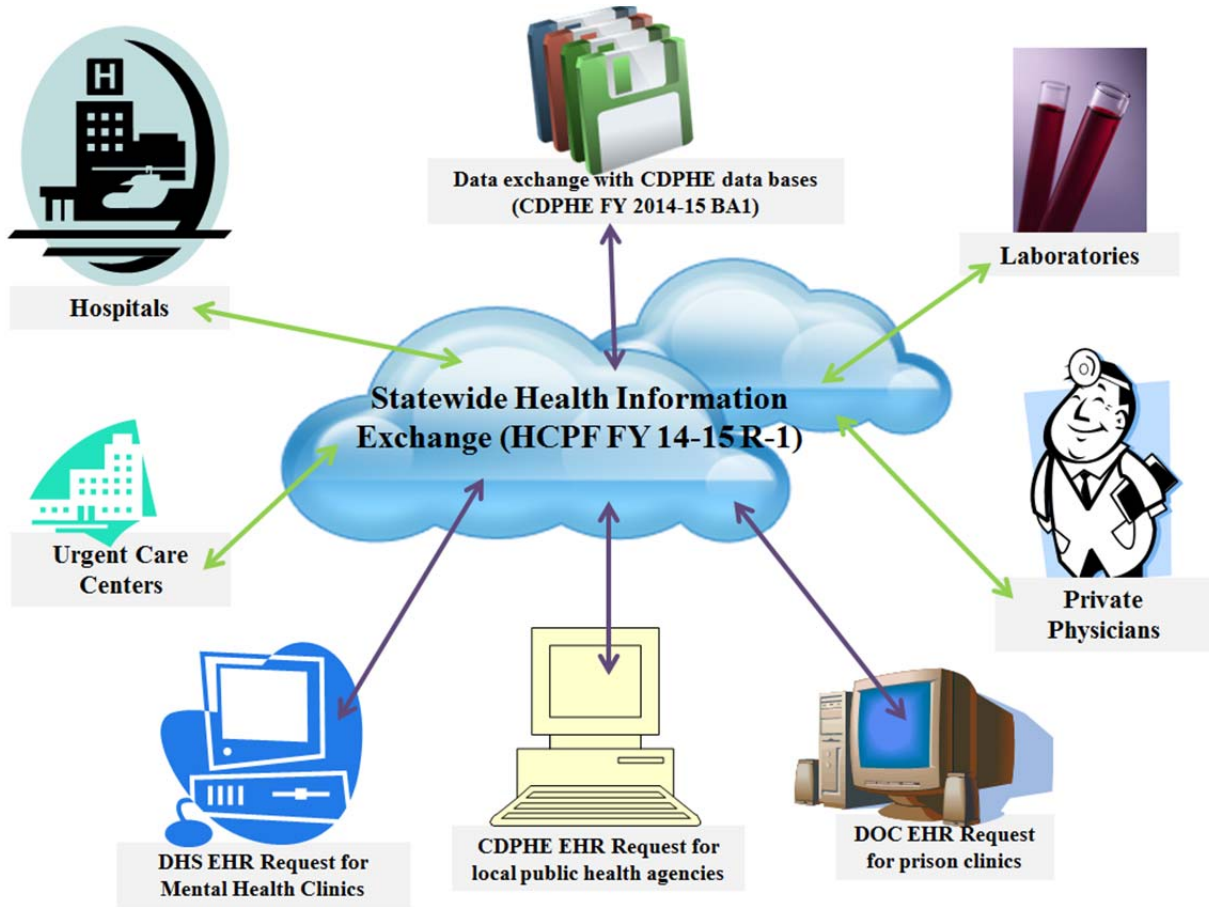
Health Information Exchange (HIE) systems enables providers, hospitals, laboratories and other health care organizations to use approved standards to securely submit clinical information to various state public health systems and programs. This increases timeliness, completeness and provider compliance with public health reporting requirements. For example, HIE is currently being used to deliver electronic newborn screening results to multiple hospitals and providers in the community.

Since the portion of the HIE expansion this request covers directly impacts the data and information used by the Department for identify, addressing, and improving public health and the interfaces which directly impact the Department's access to health data can be built in conjunction with the HIE expansion, staff is recommending the request.

EHRs for Local Public Health Agencies

The discussion of the expansion of the HIE leads to a discussion of the Department's other request related to the HIE expansion. The Department submitted a late budget amendment to the Capital Development Committee requesting \$3.3 million for the development of electronic health records systems for all local public health agencies. The Capital Development Committee, unhappy with the lateness of the request placed the request below the line in their recommendations to the Joint Budget Committee. Staff is concerned that since the Department's electronic health records (EHRs) request was initially tied to the Department of Health Care Policy and Financing HIE request, but were pulled apart prior to submission by the Office of State Planning and Budgeting the requests are being treated separately when it may be in the best interest of the General Assembly to address the requests as a package. The graphic on the following page illustrates how the requests are related.

Staff recommends that since the Department of Health Care Policy and Financing's HIE request was placed in the operating budget and is related to the Department's EHR request, the Department's request be treated the same way the JBC handles the HIE request. **Therefore staff recommends an appropriation of \$3,274,079 General Fund for the development of EHRs for all local public health agencies be approved and placed in the operating budget. Staff requests permission to make any changes to the appropriation based on the Committee's action for the HIE request.**



Currently less than half of the fifty-four local public health agencies have electronic health records systems, and the majority of those that do not are located in rural areas. The following table summarizes the Department's assumptions used to calculate the request:

Summary of FY 2014-15 Cost of EHRs for Local Public Health Agencies		
Component	Calculation assumptions	Cost
Software purchase and installation costs	Amount is based on discussions with the Colorado Regional Health Information Organization's system costs. Actual costs may vary based on the vendor proposals. Costs for each local public health agency will vary depending on the existing IT structure and electronic health records systems.	\$2,711,435
Training costs	This amount is based on conversations with the Colorado Regional Health Information Organization's vendor training costs.	265,000
<i>Subtotal - Direct Project Cost</i>		<i>\$2,976,435</i>
Independent validation	OIT has estimated this cost to be approximately 5.0 percent of the direct project cost.	148,822
Contingency	The OIT common policy for contingency costs is 5.0 percent of the direct project cost.	148,822
Total FY 2014-15 Project Cost		\$3,274,079

(A) ADMINISTRATION, GENERAL DISEASE CONTROL AND SURVEILLANCE

This subdivision houses the administrative section of the division, the Communicable Disease Epidemiology and Hepatitis Programs which address disease prevention and control specifically in those areas not served by the Special Purpose Disease Control Programs, and the Immunization Program.

The Immunization Program consists of the following components

- The Immunization Outreach Program which provides free immunization clinics around the state.
- The Colorado Immunization Information System collects and stores a child's immunization records, which enables health care providers to easily check a child's immunization status during a health-care visit to avoid over-immunization and ensure immunizations are up-to-date.
- Grants to local public health agencies for the operation of immunization clinics.

Program Costs

Description: This line item funds the costs of the disease control and surveillance program. .

Request: The Department requests an appropriation of \$1,274,860 total funds, of which \$1,053,722 is General Fund and 13.0 FTE. The request includes the following changes from the FY 2013-14 appropriation:

- An increase of \$6,000 General Fund for the annualization of FY 2013-14 salary survey and merit pay; and
- An increase of \$50,000 General Fund and 0.5 FTE (which is offset by a reduction the Environmental Health Programs line item in Division 7) for the environmental entomology base adjustment.

Recommendation: **Staff recommends the Department's request for an appropriation of \$1,284,837 total funds, of which \$1,118,260 is General Fund.** The recommendation was calculated in accordance with Committee policy and is outlined in the following table.

Disease Control and Environmental Epidemiology Division, Administration, General Disease Control and Surveillance, Program Costs					
	Total Funds	General Fund	Cash Funds	Federal Funds	FTE
Personal Services					
FY 2013-14 Appropriation	\$889,420	\$761,620	\$0	\$127,800	12.5
Base adjustments	50,000	50,000	0	0	0.5
Annualize prior year budget actions	6,000	6,000	0	0	0.0
Medical inflation	<u>0</u>	<u>0</u>	<u>0</u>	<u>0</u>	<u>0.0</u>
Subtotal - Personal Services	\$945,420	\$817,620	\$0	\$127,800	13.0

JBC Staff Figure Setting: FY 2014-15
Staff Working Document – Does Not Represent Committee Decision

Disease Control and Environmental Epidemiology Division, Administration, General Disease Control and Surveillance, Program Costs					
	Total Funds	General Fund	Cash Funds	Federal Funds	FTE
Operating Expenses					
FY 2013-14 Appropriation	\$329,440	\$292,102	\$6,538	\$30,800	0.0
Base adjustments	0	0	0	0	0.0
Annualize prior year budget actions	0	0	0	0	0.0
Medical inflation	<u>9,977</u>	<u>8,538</u>	<u>0</u>	<u>1,439</u>	<u>0.0</u>
Subtotal - Operating Expenses	\$339,417	\$300,640	\$6,538	\$32,239	0.0
Total Recommended FY 2014-15 Appropriation	\$1,284,837	\$1,118,260	\$6,538	\$160,039	13.0
FY 2014-15 Executive Request	\$1,274,860	\$1,109,722	\$6,538	\$158,600	13.0
Request Above/(Below) Recommendation	(\$9,977)	(\$8,538)	\$0	(\$1,439)	(0.0)

Operating Expenses

This line item was combined with the personal services costs in FY 2013-14. The line item appears in the numbers pages for informational purposes and will not appear in the FY 2014-15 Long Bill.

Immunization Personal Services

Description: This line item funds the personnel expenses of the Immunization Program.

Request: The Department requests an appropriation of \$2,767,214 total funds, of which \$829,314 is General Fund and 27.7 FTE. The request includes the following changes from the FY 2013-14 appropriation:

- An increase of \$12,476 General Fund for the annualization of FY 2013-14 salary survey and merit pay; and
- A reduction of \$62,401 General Fund and 1.0 FTE for the annualization of S.B. 13-222 (Access to Childhood Immunizations).

Recommendation: **Staff recommends an appropriation of \$3,270,276 total funds, of which \$829,314 is General Fund, and 27.7 FTE.** The recommendation includes the following changes from the FY 2013-14 appropriation:

- An increase of \$12,476 General Fund for the annualization of FY 2013-14 salary survey and merit pay;
- A reduction of \$62,401 General Fund and 1.0 FTE for the annualization of S.B. 13-222;
- A reduction of \$6,538 cash funds for which the Department does not require the spending authority; and
- An increase of \$509,600 federal funds to align the FY 2014-15 Long Bill with recent actual expenditures.

JBC Staff Figure Setting: FY 2014-15
Staff Working Document – Does Not Represent Committee Decision

The recommendation is calculated in accordance with Committee policy and is outlined in the following table.

Disease Control and Environmental Epidemiology Division, Administration, General Disease Control and Surveillance, Immunization Personal Services					
	Total Funds	General Fund	Cash Funds	Federal Funds	FTE
FY 2013-14 Appropriation					
SB 13-230 (Long Bill)	\$2,754,738	\$816,838	\$0	\$1,937,900	27.7
Other legislation	<u>62,401</u>	<u>62,401</u>	<u>0</u>	<u>0</u>	<u>1.0</u>
TOTAL	\$2,817,139	\$879,239	\$0	\$1,937,900	28.7
FY 2014-15 Recommended Appropriation					
FY 2013-14 Appropriation	\$2,817,139	\$879,239	\$0	\$1,937,900	28.7
Annualize prior year legislation	(62,401)	(62,401)	0	0	(1.0)
Annualize prior year budget actions	12,476	12,476	0	0	0.0
Informational funds adjustment	<u>503,062</u>	<u>0</u>	<u>(6,538)</u>	<u>509,600</u>	<u>0.0</u>
TOTAL	\$3,270,276	\$829,314	(\$6,538)	\$2,447,500	27.7
Increase/(Decrease)	\$453,137	(\$49,925)	(\$6,538)	\$509,600	(1.0)
Percentage Change	16.1%	(5.7%)	0.0%	26.3%	(3.5%)
FY 2014-15 Executive Request:	\$2,767,214	\$829,314	\$0	\$1,937,900	27.7
Request Above/(Below) Recommendation	(\$503,062)	\$0	\$6,538	(\$509,600)	0.0

Immunization Operating Expenses

Description: This line item funds the operating expenses of the Immunization Program. The significant increase in federal funds in FY 2013-14 is due to reflecting federal funds for non-program grants expenditures used for the purchase of vaccines by local public health agencies.

Request: The Department requests an appropriation of \$50,328,861 total funds, of which \$684,272 is General Fund and \$438,300 is General Fund Exempt. The request includes a reduction of \$5,653 General Fund for the annualization of S.B. 13-222.

Recommendation: **Staff recommends an appropriation of \$47,855,716 total funds, of which \$684,272 is General Fund and \$423,600 is General Fund Exempt.** The recommendation includes the following changes from the FY 2013-14 appropriations:

- A reduction of \$14,700 General Fund Exempt for the Amendment 35 revenue adjustment;
- A reduction of \$18,145 cash funds for the Tobacco Master Settlement revenue adjustment (this change is discussed in more detail in the next paragraph); and
- A reduction of \$2,440,300 federal funds to align the FY 2014-15 Long Bill with recent actual expenditures.

JBC Staff Figure Setting: FY 2014-15
Staff Working Document – Does Not Represent Committee Decision

Diversion to HCPF for cervical cancer vaccination

Starting in FY 2007-08 a portion of the moneys that the Colorado Immunization Fund receives each year have been appropriated to the Department of Health Care Policy and Financing (HCPF) rather than to this Department (CDPHE), for cervical cancer vaccinations (also known as human papillomavirus vaccinations or HPV vaccinations) for Children's Basic Health Plan participants. This diversion was established in the appropriation clause of H.B. 07-1301 Cervical Cancer Immunizations, but is not required by statute. During the FY 2012-13 figure setting staff learned that the transfer was not based on a calculation of the actual costs. In response to the issue, staff recommended and the Committee approved the staff recommendation to make the transfer to HCPF equal to 19.5 percent of the tobacco settlement revenue diverted to Immunizations based on the intent of the General Assembly in H.B. 07-1301. Based on the Committee approved tobacco settlement allocation to Immunizations, the following table outlines how much would be diverted to HCPF in FY 2014-15.

Tobacco Master Settlement Revenues for Immunization Program	
	CF
Tobacco settlement revenues to the Colorado Immunization Fund	\$1,089,620
Recommended diversion to HCPF - 19.5% of revenue	(212,476)
Total Funds for Immunization Operating Expenses	\$877,144

The line item recommendation is calculated in accordance with Committee policy and outlined in the following table.

Disease Control and Environmental Epidemiology Division, Administration, General Disease Control and Surveillance, Immunization Operating Expenses					
	Total Funds	General Fund	Cash Funds	Federal Funds	FTE
FY 2013-14 Appropriation					
SB 13-230 (Long Bill)	\$50,328,861	\$1,122,572	\$895,289	\$48,311,000	0.0
Other legislation	<u>5,653</u>	<u>5,653</u>	<u>0</u>	<u>0</u>	<u>0.0</u>
TOTAL	\$50,334,514	\$1,128,225	\$895,289	\$48,311,000	0.0
FY 2014-15 Recommended Appropriation					
FY 2013-14 Appropriation	\$50,334,514	\$1,128,225	\$895,289	\$48,311,000	0.0
Annualize prior year legislation	(5,653)	(5,653)	0	0	0.0
Amendment 35 revenue adjustment	(14,700)	(14,700)	0	0	0.0
Tobacco Master Settlement revenue adjustment	(18,145)	0	(18,145)	0	0.0
Informational funds adjustment	<u>(2,440,300)</u>	<u>0</u>	<u>0</u>	<u>(2,440,300)</u>	<u>0.0</u>
TOTAL	\$47,855,716	\$1,107,872	\$877,144	\$45,870,700	0.0
Increase/(Decrease)	(\$2,478,798)	(\$20,353)	(\$18,145)	(\$2,440,300)	0.0
Percentage Change	(4.9%)	(1.8%)	(2.0%)	(5.1%)	0.0%

JBC Staff Figure Setting: FY 2014-15
Staff Working Document – Does Not Represent Committee Decision

Disease Control and Environmental Epidemiology Division, Administration, General Disease Control and Surveillance, Immunization Operating Expenses					
	Total Funds	General Fund	Cash Funds	Federal Funds	FTE
FY 2014-15 Executive Request:	\$50,328,861	\$1,122,572	\$895,289	\$48,311,000	0.0
Request Above/(Below) Recommendation	\$2,473,145	\$14,700	\$18,145	\$2,440,300	0.0

Appropriation from the Tobacco Tax Fund to the General Fund

Description: Pursuant to 24-22-117, C.R.S., 0.6 percent of the Amendment 35 revenue deposited into the Tobacco Tax Cash Fund must be appropriated to the General Fund, then reappropriated for health-related purposes. This 0.6 percent must go into the exempt account of the General Fund because it derives from a voter-approved tax increase thus making these dollars exempt from TABOR. The exempt status is derived from Amendment 35 and not from Referendum C. This is the only part of Amendment 35 revenue that is appropriated to the General Fund, because it is required by the language of Amendment 35.

Request: The Department requests an appropriation of \$438,300 cash funds. The request does not include any changes from the FY 2013-14 appropriation.

Recommendation: **Staff recommends an appropriation of \$423,600 cash funds** pursuant to the staff recommend distribution of Amendment 35 revenues for FY 2014-15.

Disease Control and Environmental Epidemiology Division, Administration, General Disease Control and Surveillance, Appropriation from the Tobacco Tax Cash Fund to the General Fund				
	Total Funds	General Fund	Cash Funds	FTE
FY 2013-14 Appropriation				
SB 13-230 (Long Bill)	<u>\$438,300</u>	<u>\$0</u>	<u>\$438,300</u>	<u>0.0</u>
TOTAL	\$438,300	\$0	\$438,300	0.0
FY 2014-15 Recommended Appropriation				
FY 2013-14 Appropriation	\$438,300	\$0	\$438,300	0.0
Amendment 35 revenue adjustment	<u>(14,700)</u>	<u>0</u>	<u>(14,700)</u>	<u>0.0</u>
TOTAL	\$423,600		\$423,600	0.0
Increase/(Decrease)	(\$14,700)	\$0	(\$14,700)	0.0
Percentage Change	(3.4%)	0.0%	(3.4%)	0.0%
FY 2014-15 Executive Request:	\$438,300	\$0	\$438,300	0.0
Request Above/(Below) Recommendation	\$14,700	n/a	\$14,700	n/a

Federal Grants

Description: This line item reflects various federal grants received by the Division for a variety of disease control programs and activities.

Request: The Department requests an appropriation of \$2,717,600 federal funds and 18.3 FTE. The request does not include any changes from the FY 2012-13 appropriation.

Recommendation: **Staff recommends an appropriation of \$2,148,300 federal funds and 18.3 FTE**, calculated in accordance with Committee policy. The recommendation includes a reduction of \$569,300 federal funds to align the FY 2014-15 Long Bill with recent actual expenditures. The recommendation is calculated in accordance with Committee policy and is outlined in the following table.

Disease Control and Environmental Epidemiology Division, Administration, General Disease Control and Surveillance, Federal Grants				
	Total Funds	General Fund	Federal Funds	FTE
Personal Services				
FY 2013-14 Appropriation	\$1,676,010	\$0	\$1,676,010	18.3
Informational funds adjustment	<u>(300,300)</u>	<u>0</u>	<u>(300,300)</u>	<u>0.0</u>
Subtotal - Personal Services	\$1,375,710	\$0	\$1,375,710	18.3
Operating Expenses				
FY 2013-14 Appropriation	\$1,041,590	\$0	\$1,041,590	0.0
Informational funds adjustment	<u>(269,000)</u>	<u>0</u>	<u>(269,000)</u>	<u>0.0</u>
Subtotal - Operating Expenses	\$772,590	\$0	\$772,590	0.0
Total Recommended FY 2014-15 Appropriation	\$2,148,300	\$0	\$2,148,300	18.3
FY 2014-15 Executive Request	\$2,717,600	\$0	\$2,717,600	18.3
Request Above/(Below) Recommendation	\$569,300	n/a	\$569,300	0.0

Indirect Cost Assessment

Request: The Department request for this line item is simply a place holder until the FY 2014-15 indirect cost assessment can be calculated.

Recommendation: **Staff recommends an appropriation of \$3,189,745 total funds, of which \$61,512 is cash fund and \$3,128,233 is federal funds** based on the Committee's policies on centrally appropriated line items to date. Staff requests permission to adjust the line based on the Committee's final action on all centrally appropriated line items for the FY 2014-15 Long Bill.

(B) SPECIAL PURPOSE DISEASE CONTROL PROGRAMS

Sexually Transmitted Infections, HIV and AIDS Personal Services

Description: The prevention, treatment of sexually transmitted infections, HIV and AIDS are funded through this line item. Prevention services include ensuring those at high risk for an STI or HIV receive test results, and have access to risk-reduction counseling and partner notification services. Division staff are also responsible for tracking and maintaining a record of the number of STI and HIV infections. Division staff also review disease reports in order to identify outbreaks and coordinate the Departments, local public health agencies and health care providers response.

Since FY 2006-07 immunization staff have administered the Colorado HIV and AIDS Prevention Grant Program (CHAPP), established in Section 25-4-1413, C.R.S. This Program receives 2.0 of tobacco master settlement dollars, with a cap of \$2.0 million, and provides competitive grants to organizations that focus on addressing local community needs of medically accurate HIV and AIDS prevention and education.

Request: The Department requests an appropriation of \$3,659,636 total funds and 44.7 FTE. The request includes an increase of \$18,584 cash funds for the annualization of FY 2013-14 salary survey and merit pay.

Recommendation: **Staff recommends an appropriation of \$3,515,536 total funds, of which \$94,236 is cash funds from AIDS and HIV Prevention Fund which receives Tobacco Master Settlement revenue and 44.7 FTE.** The recommendation includes the following changes from the FY 2013-14 appropriation:

- An increase of \$18,584 cash funds for the annualization of FY 2013-14 salary survey and merit pay, note the recommendation differs from the requested annualization because there is no General Fund in this line item; and
- A reduction of \$144,100 federal funds to align the FY 2014-15 Long Bill with recent actual expenditures.

The recommendation is calculated in accordance with Committee policy and is outlined in the following table.

Disease Control and Environmental Epidemiology Division, Special Purpose Disease Control Programs, Sexually Transmitted Infections, HIV and AIDS Personal Services					
	Total Funds	General Fund	Cash Funds	Federal Funds	FTE
FY 2013-14 Appropriation					
SB 13-230 (Long Bill)	<u>\$3,641,052</u>	<u>\$0</u>	<u>\$75,652</u>	<u>\$3,565,400</u>	<u>44.7</u>
TOTAL	\$3,641,052	\$0	\$75,652	\$3,565,400	44.7

JBC Staff Figure Setting: FY 2014-15
Staff Working Document – Does Not Represent Committee Decision

Disease Control and Environmental Epidemiology Division, Special Purpose Disease Control Programs, Sexually Transmitted Infections, HIV and AIDS Personal Services					
	Total Funds	General Fund	Cash Funds	Federal Funds	FTE
FY 2014-15 Recommended Appropriation					
FY 2013-14 Appropriation	\$3,641,052	\$0	\$75,652	\$3,565,400	44.7
Annualize prior year budget actions	18,584	0	18,584	0	0.0
Informational funds adjustment	<u>(144,100)</u>	<u>0</u>	<u>0</u>	<u>(144,100)</u>	<u>0.0</u>
TOTAL	\$3,515,536		\$94,236	\$3,421,300	44.7
Increase/(Decrease)	(\$125,516)	\$0	\$18,584	(\$144,100)	0.0
Percentage Change	(3.4%)	0.0%	24.6%	(4.0%)	0.0%
FY 2014-15 Executive Request:	\$3,659,636	\$11,500	\$82,736	\$3,565,400	44.7
Request Above/(Below) Recommendation	\$144,100	\$11,500	(\$11,500)	\$144,100	0.0

Sexually Transmitted Infections, HIV and AIDS Operating Expenses

Description: This line item funds the operating expenses of the Division prevention and treatment services for STIs and HIV and AIDS, and the maintenance of data and records related to infection rates. Approximately 80.0 percent of the federal funds are used for grants to county and local governments and to non-profit organizations to conduct STI monitoring, prevention and education efforts

Request: The Department requests an appropriation of \$4,554,368 total funds. The request does not include any changes from the FY 2013-14 appropriation.

Recommendation: **Staff recommends an appropriation of \$5,389,985 total funds, of which \$1,786,585 is cash funds from AIDS and HIV Prevention Fund which receives Tobacco Master Settlement revenue.** The recommendation includes the following changes from the FY 2013-14 appropriation:

- A reduction of \$13,883 cash funds based on the Tobacco Master Settlement revenue projection for FY 2014-15; and
- An increase of \$849,500 federal funds to align the FY 2014-15 Long Bill with recent actual expenditures.

The recommended cash funds appropriation, shown in the table below, is based on the projection of FY 2014-15 Tobacco Master Settlement revenues, plus the beginning year fund balance, less the funds appropriated for personal services and designated as a reserve. Staff recommends a 1.0 percent reserve for the AIDS and HIV Prevention Fund in the event Tobacco Master Settlement revenues are lower than projected (actual revenues were higher than was used as the basis for the FY 2013-14 Long Bill appropriation).

JBC Staff Figure Setting: FY 2014-15
Staff Working Document – Does Not Represent Committee Decision

Calculation of AIDS and HIV Prevention Fund Available for Operating Expenses	
	Amount
FY 2013-14 TMS Revenue Projection	1,824,400
Available Fund Balance From FY 2013-14	101,425
Appropriation for Personal Services	(94,236)
Estimated indirect costs	(27,199)
Recommended reserve of 1.0 percent	(18,044)
Available Funds for Operating Expenses	\$1,786,346

The line item recommendation is calculated in accordance with Committee policy and outlined in the following table.

Disease Control and Environmental Epidemiology Division, Special Purpose Disease Control Programs, Sexually Transmitted Infections, HIV and AIDS Operating Expenses					
	Total Funds	General Fund	Cash Funds	Federal Funds	FTE
FY 2013-14 Appropriation					
SB 13-230 (Long Bill)	\$4,554,368	\$0	\$1,800,468	\$2,753,900	0.0
TOTAL	\$4,554,368	\$0	\$1,800,468	\$2,753,900	0.0
FY 2014-15 Recommended Appropriation					
FY 2013-14 Appropriation	4,554,368	\$0	1,800,468	2,753,900	0.0
Tobacco Master Settlement revenue adjustment	(13,883)	0	(13,883)	0	0.0
Informational funds adjustment	<u>849,500</u>	<u>0</u>	<u>0</u>	<u>849,500</u>	<u>0.0</u>
TOTAL	\$5,389,985		\$1,786,585	\$3,603,400	0.0
Increase/(Decrease)	\$835,617	\$0	(\$13,883)	\$849,500	0.0
Percentage Change	18.3%	0.0%	(0.8%)	30.8%	0.0%
FY 2014-15 Executive Request:					
Request Above/(Below)	\$4,554,368	\$0	\$1,800,468	\$2,753,900	0.0
Recommendation	(\$835,617)	n/a	13,883	(\$849,500)	n/a

Ryan White Act Personal Services

Description: This line item funds the staff who administers the federal grants received under the federal Ryan White Comprehensive AIDS Resources Emergency (CARE) Act, and the AIDS Drug Assistance Program (ADAP), which is funded by a combination of tobacco master settlement dollars and federal funds. ADAP provides AIDS/HIV treatment related drugs and opportunistic infection fighting drugs to individuals who are not covered by private insurance, are not Medicaid eligible, and have incomes at or below 400.0 percent of the federal poverty level. ADAP provides provide drug cost assistance to individuals who can no longer the drugs under private insurance and meet the other eligibility conditions.

JBC Staff Figure Setting: FY 2014-15
Staff Working Document – Does Not Represent Committee Decision

Federal funds from the federal Ryan White CARE Act fund primary care and support services for individuals living with HIV and AIDS who lack health insurance and financial resources to pay for their care. Drug assistance, ambulatory health care, and support services are the primary focus of the program, but training and technical assistance for providers is also funded. Services include primary care, dental care, mental health care, substance abuse counseling, transportation, hospice care, emergency services, drug assistance, food bank, respite care assistance, adoption and foster care, and nutrition counseling. There is a maintenance of effort requirement is met by maintaining the prior year's level of funding for AIDS programs throughout state government, not just through spending by the Department of Public Health and Environment.

Request: The Department requests an appropriation of \$988,121 total funds, of which \$21,621 is General Fund and 11.3 FTE. The request does not include any changes from the FY 2013-14 appropriation.

Recommendation: **Staff recommends an appropriation of \$988,518 total funds, of which \$22,621 is General Fund, and 11.3 FTE.** The recommendation includes an increase of \$215 and \$182 General Fund for the annualization of FY 2013-14 salary survey and merit pay respectively. The recommendation is calculated in accordance with Committee policy and outlined in the following table.

Disease Control and Environmental Epidemiology Division, Special Purpose Disease Control Programs, Ryan White Act Personal Services				
	Total Funds	General Fund	Federal Funds	FTE
FY 2013-14 Appropriation				
SB 13-230 (Long Bill)	\$988,121	\$21,621	\$966,500	11.3
TOTAL	\$988,121	\$21,621	\$966,500	11.3
FY 2014-15 Recommended Appropriation				
FY 2013-14 Appropriation	988,121	21,621	966,500	11.3
Annualize prior year budget actions	397	397	0	0.0
TOTAL	\$988,518	\$22,018	\$966,500	11.3
Increase/(Decrease)	\$397	\$397	\$0	0.0
Percentage Change	0.0%	1.8%	0.0%	0.0%
FY 2014-15 Executive Request:	\$988,121	\$21,621	\$966,500	11.3
Request Above/(Below) Recommendation	(\$397)	(\$397)	\$0	0.0

Ryan White Operating Expenses

Description: This line item funds the operating expenses of administration of the Ryan White Act funds and the AIDS Drug Assistance Program. The operating expenses of ADAP receive 3.5 percent of tobacco settlement moneys up to \$5.0 million which is created to the AIDS Drug Assistance Program Fund.

Request: The Department requests an appropriation of \$20,756,924 total funds, of which \$1,357,404 is General Fund, and \$3,155,820 is cash funds from the AIDS Drug Assistance Program Fund. The request does not include any changes from the FY 2013-14 appropriation.

Recommendation: **Staff recommends an appropriation of \$21,809,118 total funds**, of which \$1,451,065 is General Fund, and \$3,205,538 is cash funds from the AIDS Drug Assistance Program Fund (Fund). The recommendation includes the following changes from the FY 2013-14 appropriation:

- An increase of \$217,600 federal funds align the FY 2014-15 Long Bill with recent actual expenditures;
- An increase of \$784,876 total funds, of which \$93,661 is General Fund for medical inflation; and
- A net increase of \$49,718 cash funds due to available Fund balance offset by a reduction of Tobacco Master Settlement revenue.

Pursuant to Section 25-4-1411 (6) (a), C.R.S. the AIDS Drug Assistance Fund cannot have a year-end balance greater than 5.0 percent of the current fiscal year appropriation. If the Fund has a balance greater than 5.0 percent the excess is transferred to the Tobacco Litigation Fund. The recommendation on the amount of cash funds available for Ryan White Operating Expenses, as outlined in the following table, includes no reserve because the intent of the General Assembly is that all funds received from Tobacco Master Settlement each year be spent. If Tobacco Master Settlement revenues come in lower than projected the Department will simple revert spending authority. The following table summarizes the calculation of available Tobacco Master Settlement Revenue for the Ryan White operating expenses for FY 2014-15.

Calculation of Tobacco Master Settlement Revenues for Ryan White Operating Expenses	
	Amount
FY 2014-15 TMS Revenue Projection	3,192,710
Available Fund Balance From FY 2013-14	45,106
Estimated indirect costs	(32,278)
Available Funds for Operating Expenses	\$3,205,538

The line item recommendation is calculated in accordance with Committee policy and outlined in the table below.

Disease Control and Environmental Epidemiology Division, Special Purpose Disease Control Programs, Ryan White Act Operating Expenses					
	Total Funds	General Fund	Cash Funds	Federal Funds	FTE
FY 2013-14 Appropriation					
SB 13-230 (Long Bill)	<u>\$20,756,924</u>	<u>\$1,357,404</u>	<u>\$3,155,820</u>	<u>\$16,243,700</u>	<u>0.0</u>
TOTAL	\$20,756,924	\$1,357,404	\$3,155,820	\$16,243,700	0.0

*JBC Staff Figure Setting: FY 2014-15
Staff Working Document – Does Not Represent Committee Decision*

Disease Control and Environmental Epidemiology Division, Special Purpose Disease Control Programs, Ryan White Act Operating Expenses					
	Total Funds	General Fund	Cash Funds	Federal Funds	FTE
FY 2014-15 Recommended Appropriation					
FY 2013-14 Appropriation	\$20,756,924	\$1,357,404	\$3,155,820	\$16,243,700	0.0
Medical inflation	784,876	93,661	0	691,215	0.0
Informational funds adjustment	217,600	0	0	217,600	0.0
Tobacco Master Settlement revenue adjustment	<u>49,718</u>	<u>0</u>	<u>49,718</u>	<u>0</u>	<u>0.0</u>
TOTAL	\$21,809,118	\$1,451,065	\$3,205,538	\$17,152,515	0.0
Increase/(Decrease)	\$1,052,194	\$93,661	\$49,718	\$908,815	0.0
Percentage Change	5.1%	6.9%	1.6%	5.6%	0.0%
FY 2014-15 Executive Request:	\$20,756,924	\$1,357,404	\$3,155,820	\$16,243,700	0.0
Request Above/(Below) Recommendation	(\$1,052,194)	(\$93,661)	(\$49,718)	(\$908,815)	n/a

Tuberculosis Control and Treatment Personal Services

Description: The Department is required to administer a statewide tuberculosis program that relies on surveillance and treatment. Counties are responsible for investigating reported or suspect cases, and can order quarantine or isolation if necessary.

Request: The Department requests an appropriation of \$1,645,192 total funds, of which \$120,792 is General Fund and 15.9 FTE. The request does not include any changes from the FY 2013-14 appropriation.

Recommendation: **Staff recommends an appropriation of \$1,994,109 total funds, of which \$122,609 is General Fund, and 15.9 FTE.** The recommendation includes the following changes from the FY 2012-13 appropriation:

- An increase of \$347,100 federal funds align the FY 2013-14 Long Bill with recent actual expenditures; and
- An increase of \$985 and \$832 General Fund for the annualization of FY 2013-14 salary survey and merit pay respectively.

The recommendation is calculated in accordance with Committee policy and outlined in the table below.

JBC Staff Figure Setting: FY 2014-15
Staff Working Document – Does Not Represent Committee Decision

Disease Control and Environmental Epidemiology Division, Special Purpose Disease Control Programs, Tuberculosis Control and Treatment Personal Services				
	Total Funds	General Fund	Federal Funds	FTE
FY 2013-14 Appropriation				
SB 13-230 (Long Bill)	<u>\$1,645,192</u>	<u>\$120,792</u>	<u>\$1,524,400</u>	<u>15.9</u>
TOTAL	\$1,645,192	\$120,792	\$1,524,400	15.9
FY 2014-15 Recommended Appropriation				
FY 2013-14 Appropriation	\$1,645,192	\$120,792	\$1,524,400	15.9
Annualize prior year budget actions	1,817	1,817	0	0.0
Informational funds adjustment	<u>347,100</u>	<u>0</u>	<u>347,100</u>	<u>0.0</u>
TOTAL	\$1,994,109	\$122,609	\$1,871,500	15.9
Increase/(Decrease)	\$348,917	\$1,817	\$347,100	0.0
Percentage Change	21.2%	1.5%	22.8%	0.0%
FY 2014-15 Executive Request:	\$1,645,192	\$120,792	\$1,524,400	15.9
Request Above/(Below)				
Recommendation	(\$348,917)	(\$1,817)	(\$347,100)	(0.0)

Tuberculosis Control and Treatment Operating Expenses

Description: This line item funds the operating expenses associated with the tuberculosis control and treatment activities of the Division.

Request: The Department requests an appropriation of \$3,225,708 total fund of which \$1,186,408 is General Fund. The request does not include any changes from the FY 2013-14 appropriation.

Recommendation: **Staff recommends an appropriation of \$3,246,560 total funds, of which \$1,188,761 is General Fund.** The recommendation includes an increase of \$20,852 total funds, of which \$2,353 is General Fund for medical inflation. The recommendation is calculated in accordance with Committee policy and outlined in the following table.

Disease Control and Environmental Epidemiology Division, Special Purpose Disease Control Programs, Tuberculosis Control and Treatment Operating Expenses					
	Total Funds	General Fund	Reappropriated Funds	Federal Funds	FTE
FY 2013-14 Appropriation					
SB 13-230 (Long Bill)	<u>\$3,225,708</u>	<u>\$1,186,408</u>	<u>\$0</u>	<u>\$2,039,300</u>	<u>0.0</u>
TOTAL	\$3,225,708	\$1,186,408	\$0	\$2,039,300	0.0

*JBC Staff Figure Setting: FY 2014-15
Staff Working Document – Does Not Represent Committee Decision*

Disease Control and Environmental Epidemiology Division, Special Purpose Disease Control Programs, Tuberculosis Control and Treatment Operating Expenses					
	Total Funds	General Fund	Reappropriated Funds	Federal Funds	FTE
FY 2014-15 Recommended Appropriation					
FY 2013-14 Appropriation	\$3,225,708	\$1,186,408	\$0	\$2,039,300	0.0
Medical inflation	<u>20,852</u>	<u>2,353</u>	<u>0</u>	<u>18,499</u>	<u>0.0</u>
TOTAL	\$3,246,560	\$1,188,761	\$0	\$2,057,799	0.0
Increase/(Decrease)	\$20,852	\$2,353	\$0	\$18,499	0.0
Percentage Change	0.6%	0.2%	0.0%	0.9%	0.0%
FY 2014-15 Executive Request:	\$3,225,708	\$1,186,408	\$0	\$2,039,300	0.0
Request Above/(Below)					
Recommendation	(\$20,852)	(\$2,353)	n/a	(\$18,499)	n/a

(C) ENVIRONMENTAL EPIDEMIOLOGY

Birth Defects Monitoring and Prevention Program Costs

Description: This line item would fund the personnel and operating expenses of the Birth Defects Monitoring and Prevention Program. Program staff work on the monitoring and prevention program for children, newborn to age three, who have birth defects, developmental disabilities, or risks of developmental delay. Once a child is identified as eligible for the program, they are referred to a community provider of early intervention services. The goal of this program is to reduce and/or prevent secondary disabilities. Approximately 9,000 children are identified each year, and approximately half are referred to service providers for additional services. Division staff also administer a federally funded birth defects registry, which is used for epidemiological surveillance to learn about the occurrence of birth defects and developmental disabilities.

Request: Department requests an appropriation of \$418,545 total funds, of which \$123,656 is General Fund and 4.7 FTE. The request includes an increase of \$6,000 General Fund for the annualization of FY 2013-14 salary survey and merit pay.

Recommendation: **Staff recommends an appropriation of \$418,545 total funds and 4.7 FTE, of which \$123,073 is General Fund.** The recommendation includes an adjustment to the fund split for the annualization of FY 2013-14 salary survey and merit pay because the request did not include cash funds in the annualization calculation. The recommendation includes an increase of \$583 cash funds for the annualization of salary survey and merit pay respectively and a reduction of a like amount of General Fund. The recommendation is calculated in accordance with Committee policy and outlined in the table below.

*JBC Staff Figure Setting: FY 2014-15
Staff Working Document – Does Not Represent Committee Decision*

Disease Control and Environmental Epidemiology Division, Environmental Epidemiology, Birth Defects Monitoring and Prevention Program Costs					
	Total Funds	General Fund	Cash Funds	Federal Funds	FTE
Personal Services					
FY 2013-14 Appropriation	\$274,202	\$117,656	\$0	\$156,546	4.7
Annualize prior year budget actions	<u>6,000</u>	<u>5,417</u>	<u>583</u>	<u>0</u>	<u>0.0</u>
Subtotal - Personal Services	\$280,202	\$123,073	\$583	\$156,546	4.7
Operating Expenses					
FY 2013-14 Appropriation	\$138,343	\$0	\$133,389	\$4,954	0.0
Annualize prior year budget actions	<u>0</u>	<u>0</u>	<u>0</u>	<u>0</u>	<u>0.0</u>
Subtotal - Operating Expenses	\$138,343	\$0	\$133,389	\$4,954	0.0
Total Recommended FY 2014-15 Appropriation	\$418,545	\$123,073	\$133,972	\$161,500	4.7
FY 2014-15 Executive Request	\$418,545	\$123,656	\$133,389	\$161,500	4.7
Request Above/(Below) Recommendation	\$0	\$583	(\$583)	\$0	0.0

Environmental Epidemiology Federal Grants

Description: This line item reflects various federal grants received by the Division for a variety of disease control programs and activities.

Request: The Department requests an appropriation of \$1,586,400 federal funds and 11.8 FTE. The request does not include any changes from the FY 2013-14 appropriation.

Recommendation: **Staff recommends an appropriation of \$1,452,300 federal funds and 11.8 FTE.** The recommendation includes a reduction of \$134,100 federal funds to align the FY 2014-15 Long Bill with recent actual expenditures. The recommendation is calculated in accordance with Committee policy and outlined in the table below.

Disease Control and Environmental Epidemiology Division, Environmental Epidemiology, Environmental Epidemiology Federal Grants				
	Total Funds	General Fund	Federal Funds	FTE
Personal Services				
FY 2013-14 Appropriation	\$923,955	\$0	\$923,955	11.8
Informational funds adjustment	<u>(100,100)</u>	<u>0</u>	<u>(100,100)</u>	<u>0.0</u>
Subtotal - Personal Services	\$823,855	\$0	\$823,855	11.8

JBC Staff Figure Setting: FY 2014-15
Staff Working Document – Does Not Represent Committee Decision

Disease Control and Environmental Epidemiology Division, Environmental Epidemiology, Environmental Epidemiology Federal Grants				
	Total Funds	General Fund	Federal Funds	FTE
Operating Expenses				
FY 2013-14 Appropriation	\$662,445	\$0	\$662,445	0.0
Informational funds adjustment	<u>(34,000)</u>	<u>0</u>	<u>(34,000)</u>	<u>0.0</u>
Subtotal - Operating Expenses	\$628,445	\$0	\$628,445	0.0
Total Recommended FY 2014-15 Appropriation				
	\$1,452,300	\$0	\$1,452,300	11.8
FY 2014-15 Executive Request				
	\$1,586,400	\$0	\$1,586,400	11.8
Request Above/(Below) Recommendation	\$134,100	n/a	\$134,100	0.0

Cannabis Health Environmental and Epidemiology Training, Outreach, and Surveillance

Description: This line item was created by S.B. 13-283 (Implement Amendment 64 Consensus Recommendations) to provide funding for research on the health impacts of marijuana use, the analysis of data related to marijuana use, and communicate research and analysis results with stakeholders.

Request: The Department requests an appropriation of \$7,405,044 cash funds; of which \$320,388 is from the Marijuana Cash Fund and \$7,084,656 is from the Medical Marijuana Cash Fund and 5.0 FTE. The request includes the following changes from the FY 2013-14 appropriation:

- An increase of \$12,846 cash funds from the Marijuana Cash Fund for annualization of S.B. 13-283; and
- An increase of \$7,084,656 cash funds from the Medical Marijuana Cash Fund for the marijuana research studies request.

Recommendation: **Staff recommendations an appropriation of \$320,388 cash funds from the Marijuana Cash Fund and 4.0 FTE.** The request includes an increase of \$139,482 cash funds for the annualization of S.B. 13-283. Note the FY 2013-14 supplemental reduced the FY 2013-14 appropriation by \$126,636 to fund six months of expenses, the recommendation for FY 2014-15 provides a full year of funding plus the second year costs of S.B. 13-283.

The recommendation does not include \$7,084,656 cash funds for the marijuana research study request because staff recommends this funding be provided in separate legislation. Additionally within that legislation staff recommends the appropriation be placed within the Medical Marijuana Registry not this line item. The recommendation is calculated in accordance with Committee policy and outlined in the following table.

JBC Staff Figure Setting: FY 2014-15
Staff Working Document – Does Not Represent Committee Decision

Disease Control and Environmental Epidemiology Division, Environmental Epidemiology, Cannabis Health Environmental and Epidemiological Training, Outreach, and Surveillance				
	Total Funds	General Fund	Cash Funds	FTE
Personal Services				
FY 2013-14 Appropriation	\$169,694	\$0	\$169,694	2.0
R1 Marijuana research studies	0	0	0	0.0
Annualize prior year legislation	<u>129,022</u>	<u>0</u>	<u>129,022</u>	<u>2.0</u>
Subtotal - Personal Services	\$298,716	\$0	\$298,716	4.0
Operating Expenses				
FY 2013-14 Appropriation	\$11,212	\$0	\$11,212	0.0
R1 Marijuana research studies	0	0	0	0.0
Annualize prior year legislation	<u>10,460</u>	<u>0</u>	<u>10,460</u>	<u>0.0</u>
Subtotal - Operating Expenses	\$21,672	\$0	\$21,672	0.0
Total Recommended FY 2014-15 Appropriation	\$320,388	\$0	\$320,388	4.0
FY 2014-15 Executive Request	\$7,405,044	\$0	\$7,405,044	5.0
Request Above/(Below) Recommendation	\$7,084,656	n/a	\$7,084,656	1.0

(D) HEALTH INFORMATION SYSTEMS

Health Information Exchange

***NEW LINE ITEM RECOMMENDED FOR FY 2014-15**

Description: This line item will fund the non-Medicaid eligible costs of the proposed expansion of Colorado's Health Information Exchange (HIE) which would to build interfaces and expand the existing network's infrastructure so that more Medicaid provider electronic health records systems, the Department's Medicaid Management Information System and several other Medicaid-related systems become fully connected to the HIE network.

Request: The Department requests an appropriation of \$533,516 General Fund for the portion of the Health Information Exchange which does not directly benefit the Medicaid program (the portion which benefits Medicaid is requested in the Department of health Care Policy and Financing and would receive a 90/10 federal match). This is a new line item requested for FY 2014-15.

Recommendation: **Staff recommends the Department's request for an appropriation of \$533,516 General Fund.** The recommendation is calculated in accordance with Committee policy and outlined in the following table.

JBC Staff Figure Setting: FY 2014-15
Staff Working Document – Does Not Represent Committee Decision

Disease Control and Environmental Epidemiology Division, Health Information Systems, Health Information Exchange			
	Total Funds	General Fund	FTE
FY 2013-14 Appropriation			
SB 13-230 (Long Bill)	\$0	\$0	0.0
TOTAL	\$0	\$0	0.0
FY 2014-15 Recommended Appropriation			
FY 2013-14 Appropriation	\$0	\$0	0.0
BA1 HIE funding	533,516	533,516	0.0
TOTAL	\$533,516	\$533,516	0.0
Increase/(Decrease)	\$533,516	\$533,516	0.0
Percentage Change	0.0%	0.0%	0.0%
FY 2014-15 Executive Request:	\$533,516	\$533,516	0.0
Request Above/(Below)			
Recommendation	\$0	\$0	n/a

Electronic Health Record System

***NEW LINE ITEM RECOMMENDED FOR FY 2014-15**

Description: This line item will fund the electronic health records system for all local public health agencies. The electronic health records system funded by this line item is a component of the statewide Health Information Exchange initiative which includes systems in the Department of Health Care Policy and Financing, Corrections, and Human Services.

Recommendation: **Staff recommends an appropriation of \$3,274,079 General Fund** in accordance with the recommendation to fund the Department's request for an electronic health records system as an operating expenses same as the Department of Health Care Policy and Financing is requesting the funding for the expansion of the Health Information Exchange.

Staff also recommends a footnote be placed on the line item providing roll-forward spending authority because the timing of computer system builds does not always align with the start and end of the fiscal year. Therefore in order to ensure continued work on the systems, staff is recommending roll-forward spending authority. The recommendation is calculated in accordance with Committee policy and outlined in the following table.

Disease Control and Environmental Epidemiology Division, Health Information Systems, Electronic Health Record System			
	Total Funds	General Fund	FTE
FY 2013-14 Appropriation			
SB 13-230 (Long Bill)	\$0	\$0	0.0

JBC Staff Figure Setting: FY 2014-15
Staff Working Document – Does Not Represent Committee Decision

Disease Control and Environmental Epidemiology Division, Health Information Systems, Electronic Health Record System			
	Total Funds	General Fund	FTE
TOTAL	\$0	\$0	0.0
FY 2014-15 Recommended Appropriation			
FY 2013-14 Appropriation	\$0	\$0	0.0
EHR system	<u>3,274,079</u>	<u>3,274,079</u>	<u>0.0</u>
TOTAL	\$3,274,079	\$3,274,079	0.0
Increase/(Decrease)	\$3,274,079	\$3,274,079	0.0
Percentage Change	0.0%	0.0%	0.0%
FY 2014-15 Executive Request:			
Request Above/(Below)	\$0	\$0	0.0
Recommendation	(\$3,274,079)	(\$3,274,079)	n/a

(9) PREVENTION SERVICES DIVISION

Prevention Services Division

- Administers multiple disease prevention programs including the Tobacco Education, Prevention, and Cessation Program and the Cancer Cardiovascular Disease, and Chronic Pulmonary Disease Prevention, Early Detection, and Treatment Program;
- Oversees the Newborn Screen Programs;
- Administers injury, suicide and violence prevention programs;
- Operates the Primary Care Office and Oral Health Program; and
- Administers the following two federal food assistance programs: Women, Infant and Children (WIC) and Child and Adult Care Food Program.

DIVISION REQUEST AND RECOMMENDATION SUMMARY

Prevention Services Division						
	Total Funds	General Fund	Cash Funds	Reappropriated Funds	Federal Funds	FTE
FY 2013-14 Appropriation						
SB 13-230 (Long Bill)	\$237,303,151	\$14,938,462	\$71,200,314	\$1,418,387	\$149,745,988	187.1
HB 13-1117	(19,904,563)	(1,453,849)	(17,602,514)	0	(848,200)	(7.5)
Other legislation	<u>323,682</u>	<u>323,682</u>	<u>0</u>	<u>0</u>	<u>0</u>	<u>2.0</u>
TOTAL	\$217,722,270	\$13,808,295	\$53,597,800	\$1,418,387	\$148,897,788	181.6
FY 2014-15 Recommended Appropriation						
FY 2013-14 Appropriation	\$217,722,270	\$13,808,295	\$53,597,800	\$1,418,387	\$148,897,788	181.6
Indirect costs adjustment	603,249	0	150,559	0	452,690	0.0
Annualize prior year legislation	113,239	113,239	0	0	0	(1.0)
Annualize prior year budget actions	98,539	44,760	53,779	0	0	0.0
Medical inflation	96,937	86,896	0	0	10,041	0.0
FMAP adjustment	19,706	0	0	19,706	0	0.0
SB 14-109	(2,000,000)	0	(2,000,000)	0	0	0.0
Amendment 35 revenue adjustment	(4,609,423)	0	(4,609,423)	0	0	0.0
Informational funds adjustment	(159,700)	0	0	0	(159,700)	5.7
Appropriation of fund balance	<u>(41,172)</u>	<u>0</u>	<u>(41,172)</u>	<u>0</u>	<u>0</u>	<u>0.0</u>
TOTAL	\$211,843,645	\$14,053,190	\$47,151,543	\$1,438,093	\$149,200,819	186.3
Increase/(Decrease)	(\$5,878,625)	\$244,895	(\$6,446,257)	\$19,706	\$303,031	4.7
Percentage Change	(2.7%)	1.8%	(12.0%)	1.4%	0.2%	2.6%
FY 2014-15 Executive Request:	\$217,944,351	\$13,966,294	\$53,661,882	\$1,418,387	\$148,897,788	180.6
Request Above/(Below) Recommendation	\$6,100,706	(\$86,896)	\$6,510,339	(\$19,706)	(\$303,031)	(5.7)

Family Planning Footnote

Based on the historical decisions of the General Assembly, **staff recommends the following footnote be continued** to reiterate existing language in the State Constitution. The language in the footnote is redundant of the prohibition located in Section 50 of Article 5 of the State Constitution and in Section 26-4-512, C.R.S. The Colorado State Constitution trumps any footnote language in the Long Bill and the footnote does not provide any additional direction to the Department.

Department of Public Health and Environment, Prevention Services Division, Family and Community Health, Women's Health, Family Planning Program Administration; Family Planning Purchase of Services; and Family Planning Federal Grants -- Pursuant to Article V, Section 50, of the Colorado Constitution, no public funds shall be used by the State of Colorado, its agencies or political subdivisions to pay or otherwise reimburse, either directly or indirectly, any person, agency or facility for the performance of any induced abortion, provided however, that the General Assembly, by specific bill, may authorize and appropriate funds to be used for those medical services necessary to prevent the death of either a pregnant woman or her unborn child under circumstances where every reasonable effort is made to preserve the life of each.

Transfer to Health Disparities Program Fund Line Footnote

Staff recommends the following footnote be continued added to the Transfer to the Health Disparities Grant Program Fund to enable the transfer of 3.2 percent of Amendment 35 revenue to the Health Disparities Program Fund regardless of the Long Bill appropriation. Statute requires the transfer to equal 3.2 percent of Amendment 35 revenue and without the flexibility to increase the transfer if revenue is higher than the appropriation the Department would either violate the constitution by not transferring 3.2 percent or the Long Bill by exceeding the appropriation.

Department of Public Health and Environment, Prevention Services Division, Chronic Disease Prevention Programs, Transfer to Health Disparities Program Fund – It is the intent of the General Assembly that if actual Amendment 35 revenues are higher than the appropriation, the transfer to the Health Disparities Program Fund of 3.2 percent of Amendment 35 revenue be increased by a like amount.

School-based Health Centers Footnote

Staff recommends the footnote be continued on the School-based Health Centers line item to continue expressing the General Assembly's intent for how the funds are used.

Department of Public Health and Environment, Prevention Services Division, Family and Community Health, Children and Youth Health, School-based Health Centers -- It is the intent of the General Assembly that the appropriation be used for the purpose of assisting the establishment, expansion, and ongoing operations of school-based health centers in Colorado.

(A) ADMINISTRATION

Administration

Description: This line item funds the staff responsible for general oversight of the prevention programs within this Division.

Request: The Department requests an appropriation of \$120,233 General Fund and 2.0 FTE. The request includes the annualization of the FY 2013-14 salary survey and merit pay.

Recommendation: **Staff recommends the Department's request for an appropriation of \$120,233 General Fund and 2.0 FTE.** The recommendation is calculated in accordance with Committee policy and outlined in the following table.

Prevention Services Division, Administration, Administration			
	Total Funds	General Fund	FTE
FY 2013-14 Appropriation			
SB 13-230 (Long Bill)	<u>\$117,233</u>	<u>\$117,233</u>	<u>2.0</u>
TOTAL	\$117,233	\$117,233	2.0
FY 2014-15 Recommended Appropriation			
FY 2013-14 Appropriation	\$117,233	\$117,233	2.0
Annualize prior year budget actions	<u>3,000</u>	<u>3,000</u>	<u>0.0</u>
TOTAL	\$120,233	\$120,233	2.0
Increase/(Decrease)	\$3,000	\$3,000	0.0
Percentage Change	2.6%	2.6%	0.0%
FY 2014-15 Executive Request:	\$120,233	\$120,233	2.0
Request Above/(Below)			
Recommendation	\$0	\$0	0.0

Indirect Cost Assessment

Request: The Department request for this line item is simply a place holder until the FY 2013-14 indirect cost assessment can be calculated.

Recommendation: **Staff recommends an appropriation of \$3,945,984 total funds, of which \$950,559 is cash funds, \$137,347 is the federal component of Medicaid reappropriated funds, and \$2,858,078 is federal funds** based on the Committee's policies on centrally appropriated line items to date. Staff requests permission to adjust the line based on the Committee's final action on all centrally appropriated line items for the FY 2014-15 Long Bill.

(B) CHRONIC DISEASE PREVENTION PROGRAMS

Cancer Registry

Description: This line item funds the personnel expenses associated with the operation of the Cancer Registry. The Registry provides population-based data on cancer treatment, incidence, death, and survival. The Registry uses the dollars from a federal grant from the National Program for Cancer Registries for system enhancements, data quality improvements, increased timeliness of reporting and processing of cancer-related data. These dollars are also used to encourage the use of data by researchers in reporting cancer incidence rates and trends to the public. The federal grant includes a maintenance of effort requirement which is satisfied by the General Fund appropriation.

Request: The Department requests an appropriation of \$1,353,298 total funds, of which \$228,998 is General Fund and 11.6 FTE. The request includes the annualization of the FY 2013-14 salary survey and merit pay.

Recommendation: **Staff recommends the Department's request for an appropriation of \$1,353,298 total funds, of which \$228,998 is General Fund and 11.6 FTE.** The recommendation is calculated in accordance with Committee policy and the following table shows how the recommendation was calculated.

Prevention Services Division, Chronic Disease Prevention Programs, Cancer Registry				
	Total Funds	General Fund	Federal Funds	FTE
FY 2013-14 Appropriation				
SB 13-230 (Long Bill)	<u>\$1,345,798</u>	<u>\$221,498</u>	<u>\$1,124,300</u>	<u>11.6</u>
TOTAL	\$1,345,798	\$221,498	\$1,124,300	11.6
FY 2014-15 Recommended Appropriation				
FY 2013-14 Appropriation	\$1,345,798	\$221,498	\$1,124,300	11.6
Annualize prior year budget actions	<u>7,500</u>	<u>7,500</u>	<u>0</u>	<u>0.0</u>
TOTAL	\$1,353,298	\$228,998	\$1,124,300	11.6
Increase/(Decrease)	\$7,500	\$7,500	\$0	0.0
Percentage Change	0.6%	3.4%	0.0%	0.0%
FY 2014-15 Executive Request:	\$1,353,298	\$228,998	\$1,124,300	11.6
Request Above/(Below) Recommendation	\$0	\$0	\$0	0.0

Transfer to the Health Disparities Cash Fund

Description: The funding in this line item is reappropriated to the Health Disparities Grant Program Fund, and used for the administration costs and grants issued by the Office of Health

*JBC Staff Figure Setting: FY 2014-15
Staff Working Document – Does Not Represent Committee Decision*

Disparities. This line item equals 15.0 percent of the Amendment 35 dollars deposited into the Prevention, Detection, and Early Treatment Fund pursuant to Section 24-22-117 (d) (III), C.R.S.

Request: The Department requests an appropriation of \$3,506,400 cash funds. The request does not include any changes from the FY 2013-14 appropriation.

Recommendation: **Staff recommends an appropriation of \$3,388,800 cash funds in accordance with the recommended distribution of Amendment 35 revenues.** The following table shows how the recommendation was calculated, and staff requests permission to adjust the line based on the March 2013 Legislative Council Amendment 35 revenue forecast.

Prevention Services Division, Chronic Disease Prevention Programs, Transfer to the Health Disparities Grant Program Fund				
	Total Funds	General Fund	Cash Funds	FTE
FY 2013-14 Appropriation				
SB 13-230 (Long Bill)	<u>\$3,506,400</u>	<u>\$0</u>	<u>\$3,506,400</u>	<u>0.0</u>
TOTAL	\$3,506,400	\$0	\$3,506,400	0.0
FY 2014-15 Recommended Appropriation				
FY 2013-14 Appropriation	\$3,506,400	\$0	\$3,506,400	0.0
Amendment 35 revenue adjustment	<u>(117,600)</u>	<u>0</u>	<u>(117,600)</u>	<u>0.0</u>
TOTAL	\$3,388,800		\$3,388,800	0.0
Increase/(Decrease)	(\$117,600)	\$0	(\$117,600)	0.0
Percentage Change	(3.4%)	0.0%	(3.4%)	0.0%
FY 2014-15 Executive Request:	\$3,506,400	\$0	\$3,506,400	0.0
Request Above/(Below)				
Recommendation	\$117,600	n/a	\$117,600	n/a

Transfer to the Department of Health Care Policy and Financing for Disease Management

***LINE ITEM WILL BE ELIMINATED IF S.B. 14-109 BECOMES LAW**

Description: Senate Bill 14-109 eliminates the transfer of \$2.0 million from the Prevention, Detection, and Early Treatment Fund to the Department of Health Care Policy and Financing for Medicaid eligible individuals for disease management programs that address cancer, heart disease and lung disease. The transfer occurs pursuant to Section 24-22-117 (d) (IV.5), C.R.S.

Request: The Department requests an appropriation of \$2.0 million cash funds.

Recommendation: **Staff recommends no appropriation for this line item assuming S.B. 14-109 is signed prior to the introduction of the Long Bill.** If S.B. 14-109 is not signed prior to the introduction of the Long Bill, staff requests permission to adjust this line to show an appropriation of \$2.0 million cash funds and include an appropriation clause within S.B. 14-109 eliminating the transfer.

JBC Staff Figure Setting: FY 2014-15
Staff Working Document – Does Not Represent Committee Decision

Prevention Services Division, Chronic Disease Prevention Programs, Transfer to the Department of Health Care Policy and Financing for Disease Management				
	Total Funds	General Fund	Cash Funds	FTE
FY 2013-14 Appropriation				
SB 13-230 (Long Bill)	\$0	\$0	\$0	0.0
Other legislation	<u>2,000,000</u>	<u>0</u>	<u>2,000,000</u>	<u>0.0</u>
TOTAL	\$2,000,000	\$0	\$2,000,000	0.0
FY 2014-15 Recommended Appropriation				
FY 2013-14 Appropriation	\$2,000,000	\$0	\$2,000,000	0.0
SB 14-109	<u>(2,000,000)</u>	<u>0</u>	<u>(2,000,000)</u>	<u>0.0</u>
TOTAL	\$0		\$0	0.0
Increase/(Decrease)	(\$2,000,000)	\$0	(\$2,000,000)	0.0
Percentage Change	(100.0%)	0.0%	(100.0%)	0.0%
FY 2014-15 Executive Request:	\$2,000,000	\$0	\$2,000,000	0.0
Request Above/(Below) Recommendation	\$2,000,000		\$2,000,000	0.0

Transfer to the Department of Health Care Policy and Financing for Breast and Cervical Cancer Treatment

***IF H.B. 14-1045 BECOMES LAW THIS LINE ITEM WILL BE ELIMINATED IN FY 2014-15**

Description: This line item provides the Division with spending authority to transfer Amendment 35 dollars to the Department of Health Care Policy and Financing. The transfer amount is based on the needs of HCPF's Breast and Cervical Cancer Treatment Program, and the cash funds are from the Prevention, Early Detection, and Treatment Fund.

Request: The Department requests an appropriation of \$936,892 cash funds. The request does not include any changes from the FY 2013-14 appropriation.

Recommendation: **Staff recommends the Department's request of an appropriation of \$936,892 cash funds.** Note H.B. 14-1045 will eliminate this transfer but since H.B. 14-1045 will not be signed prior to the introduction of the Long Bill, the Long Bill will reflect this transfer and the appropriation clause in H.B. 14-1045 will eliminate the transfer.

Chronic Disease and Cancer Prevention Grants Program

Description: The grants issued by the cancer prevention grants program focus on the research and treatment of the six most common forms of cancer: breast, cervical, colon, lung, prostate, and skin. Chronic disease prevention programs implement activities in accordance with guidance from the federal Centers for Disease Control. Both programs have statewide strategic plans, develop a disease report, and partner with coalitions or advisory groups to extend the reach of the programs.

JBC Staff Figure Setting: FY 2014-15
Staff Working Document – Does Not Represent Committee Decision

Request: The Department requests an appropriation of \$5,016,256 total funds and 36.1 FTE. The request does not include any changes from the FY 2013-14 appropriation.

Recommendation: **Staff recommends an appropriation of \$5,351,556 total funds and 36.1 FTE, calculated in accordance with Committee policy.** The recommendation includes an increase of \$335,300 federal funds to align the FY 2014-15 appropriation with recent actual expenditures. The recommendation is calculated in accordance with Committee policy and outlined in the table below.

Prevention Services Division, Chronic Disease Prevention Programs, Chronic Disease and Cancer Prevention Grants					
	Total Funds	General Fund	Cash Funds	Federal Funds	FTE
FY 2013-14 Appropriation					
SB 13-230 (Long Bill)	<u>\$5,016,256</u>	<u>\$0</u>	<u>\$305,656</u>	<u>\$4,710,600</u>	<u>36.1</u>
TOTAL	\$5,016,256	\$0	\$305,656	\$4,710,600	36.1
FY 2014-15 Recommended Appropriation					
FY 2013-14 Appropriation	\$5,016,256	\$0	\$305,656	\$4,710,600	36.1
Informational funds adjustment	<u>335,300</u>	<u>0</u>	<u>0</u>	<u>335,300</u>	<u>0.0</u>
TOTAL	\$5,351,556		\$305,656	\$5,045,900	36.1
Increase/(Decrease)	\$335,300	\$0	\$0	\$335,300	0.0
Percentage Change	6.7%	0.0%	0.0%	7.1%	0.0%
FY 2014-15 Executive Request:	\$5,016,256	\$0	\$305,656	\$4,710,600	36.1
Request Above/(Below) Recommendation	(\$335,300)	n/a	\$0	(\$335,300)	(0.0)

Breast and Cervical Cancer Screening

Description: There are two parts to the Breast and Cervical Cancer Program:

- The screening program with this Department, which provides free breast and cervical cancer screenings through the Women's Wellness Connection run by this Department; and
- The treatment program run by the Department of Health Care Policy and Financing for women who are screen and found to have breast or cervical cancer

The Women's Wellness Connection provides free breast and cervical cancer screening and diagnostic services to low income (less than 250.0 percent of the federal poverty level) women age 40 and older at over 100 sites statewide through contracts with 44 local health and community agencies. Local community coordinators, coalition volunteers, and outreach workers provide education to women about the importance of regular screening and early detection of breast and cervical cancer. The program also conducts education and recruitment activities for eligible health professionals.

JBC Staff Figure Setting: FY 2014-15
Staff Working Document – Does Not Represent Committee Decision

Request: The Department requests an appropriation of \$7,481,508 total funds, of which \$3,738,308 is cash funds from Amendment 35 revenues and 2.7 FTE. The request does not include any changes from the FY 2013-14 appropriation.

Recommendation: Staff recommends an appropriation of \$7,152,508 total funds, of which \$3,581,508 is cash funds from Amendment 35 revenue and 10.2 FTE. The recommendation includes the following changes from the FY 2011-12 appropriation:

- A reduction of \$156,800 cash funds based on the December 2013 Amendment 35 revenue forecast;
- An increase of 7.5 FTE to align the Long Bill with recent actual expenditures due to the expansion of the Breast and Cervical Cancer Program starting in FY 2013-14 and recent changes to the Long Bill structure to clarify what FTE are used for this Program; and
- A reduction of \$172,200 federal funds and an increase of 7.5 FTE to align the FY 2014-15 Long Bill with recent actual expenditures.

The cash funds recommendation is based on the total available Amendment 35 revenue for breast and cervical cancer screenings and treatment less the recommended transfer to the Department of Health Care Policy and Financing, as outlined in the following table.

Calculation of Amendment 35 Dollars for Breast and Cervical Cancer Screening line item	
	Amount
Total available funds based on FY 2014-15 Amendment 35 revenue projection (3.2% of the 16.0% to the Prevention Early Detection and Treatment Fund).	\$4,518,400
Transfer to HCPF for Breast and Cervical Treatment*	(936,892)
Funds for Breast and Cervical Cancer Screening	\$3,581,508

*This transfer will be eliminated if H.B. 14-1045 becomes law.

Note the transfer to the Department of Health Care Policy and Financing may be eliminated by H.B 14-1045, which is currently in the House Appropriations queue. House Bill 14-1045 will carry the required statutory change to eliminate the transfer and associated appropriation clause to increase this line item by \$936,892 cash fund in FY 2014-15. The recommendation was calculated in accordance with Committee policy and is outlined in the following table.

Prevention Services Division, Chronic Disease Prevention Programs, Breast and Cervical Cancer Screening					
	Total Funds	General Fund	Cash Funds	Federal Funds	FTE
FY 2013-14 Appropriation					
SB 13-230 (Long Bill)	<u>\$7,481,508</u>	<u>\$0</u>	<u>\$3,738,308</u>	<u>\$3,743,200</u>	<u>2.7</u>
TOTAL	\$7,481,508	\$0	\$3,738,308	\$3,743,200	2.7

JBC Staff Figure Setting: FY 2014-15
Staff Working Document – Does Not Represent Committee Decision

Prevention Services Division, Chronic Disease Prevention Programs, Breast and Cervical Cancer Screening					
	Total Funds	General Fund	Cash Funds	Federal Funds	FTE
FY 2014-15 Recommended Appropriation					
FY 2013-14 Appropriation	\$7,481,508	\$0	\$3,738,308	\$3,743,200	2.7
Amendment 35 revenue adjustment	(156,800)	0	(156,800)	0	0.0
Informational funds adjustment	<u>(172,200)</u>	<u>0</u>	<u>0</u>	<u>(172,200)</u>	<u>7.5</u>
TOTAL	\$7,152,508		\$3,581,508	\$3,571,000	10.2
Increase/(Decrease)	(\$329,000)	\$0	(\$156,800)	(\$172,200)	7.5
Percentage Change	(4.4%)	0.0%	(4.2%)	(4.6%)	277.8%
FY 2014-15 Executive Request:	\$7,481,508	\$0	\$3,738,308	\$3,743,200	2.7
Request Above/(Below) Recommendation	\$329,000	n/a	\$156,800	\$172,200	(7.5)

Cancer, Cardiovascular Disease, and Chronic Pulmonary Disease Program Administration

Description: This line item was added to the FY 2010-11 Long Bill, and funds the personnel and operating expenses of the Cancer, Cardiovascular Disease, and Chronic Pulmonary Disease Program (CCPD Program). This line item is funded by Amendment 35 revenues credited to the Prevention, Early Detection and Treatment Cash Fund.

Request: The Department requests an appropriation of \$690,325 cash funds and 8.5 FTE. The request includes the annualization of FY 2013-14 salary survey and merit pay.

Recommendation: Staff recommends the Department's request for an appropriation of **\$690,325 cash funds and 8.5 FTE**. The request is calculated in accordance with Committee policy and outlined in the following table.

Prevention Services Division, Chronic Disease Prevention Programs, Cancer, Cardiovascular Disease, and Chronic Pulmonary Disease Program Administration				
	Total Funds	General Fund	Cash Funds	FTE
FY 2013-14 Appropriation				
SB 13-230 (Long Bill)	<u>\$664,325</u>	<u>\$0</u>	<u>\$664,325</u>	<u>8.5</u>
TOTAL	\$664,325	\$0	\$664,325	8.5
FY 2014-15 Recommended Appropriation				
FY 2013-14 Appropriation	\$664,325	\$0	\$664,325	8.5
Annualize prior year budget actions	<u>26,000</u>	<u>0</u>	<u>26,000</u>	<u>0.0</u>
TOTAL	\$690,325		\$690,325	8.5
Increase/(Decrease)	\$26,000	\$0	\$26,000	0.0
Percentage Change	3.9%	0.0%	3.9%	0.0%

*JBC Staff Figure Setting: FY 2014-15
Staff Working Document – Does Not Represent Committee Decision*

Prevention Services Division, Chronic Disease Prevention Programs, Cancer, Cardiovascular Disease, and Chronic Pulmonary Disease Program Administration				
	Total Funds	General Fund	Cash Funds	FTE
FY 2014-15 Executive Request:	\$690,325	\$0	\$690,325	8.5
Request Above/(Below)				
Recommendation	\$0	n/a	\$0	0.0

Cancer, Cardiovascular Disease, and Pulmonary Disease Grants

Description: This line item funds competitive grants for activities and programs that work to provide a cohesive approach to the treatment of cancer, cardiovascular disease, and pulmonary disease. The grants are funded with revenue from the Amendment 35 tobacco tax pursuant to Section 25-20.5-302 (1), C.R.S.

Request: The Department requests an appropriation of \$13,309,089 cash funds. The request does not include any changes from the FY 2013-14 appropriation.

Recommendation: **Staff recommends an appropriation of \$13,574,043 cash funds.** The following table outlines the calculation used to project the FY 2014-15 moneys available in the Prevention, Early Detection and Treatment Fund for CCDCPD grants. The recommendation is higher than the request because the elimination of the \$2.0 transfer offsets the lower revenue projection.

Summary of Calculation of Available Prevention, Early Detection and Treatment Dollars for CCDCPD Grants and Program Administration	
	Amount
FY 14-15 Beginning Year Fund Balance in Excess of 16.5% reserve	\$0
FY 2014-15 Projected Amendment 35 Revenue	22,592,000
Projected Interest Earnings for FY 2012-13	96,677
Breast and Cervical Cancer Screenings (both CDPHE and HCPF funds)	(4,518,400)
Office of Health Disparities	(3,388,800)
Transfer to Health Care Policy and Financing for Disease Management	0
Behavioral Risk Factor Surveillance System Surveys (CHEIS)	<u>(141,942)</u>
<i>FY 2014-15 Available Dollars</i>	<i>\$14,639,535</i>
Appropriation to Program Administration line item	(690,325)
Estimated centrally-appropriated costs	(112,688)
Estimated indirect costs	(262,479)
FY 2014-15 Funds Available for CCPD Grants	\$13,574,043

The following table outlines how the recommendation was calculated. Note if S.B. 14-109 is not signed prior to the introduction of the Long Bill this line item will be reduced by \$2.0 million, and an appropriation clause will be added to S.B. 14-109 to increase this line item by \$2.0 million cash funds.

JBC Staff Figure Setting: FY 2014-15
Staff Working Document – Does Not Represent Committee Decision

Prevention Services Division, Chronic Disease Prevention Programs, Cancer, Cardiovascular Disease, and Chronic Pulmonary Disease Grants				
	Total Funds	General Fund	Cash Funds	FTE
FY 2013-14 Appropriation				
SB 13-230 (Long Bill)	\$15,309,089	\$0	\$15,309,089	0.0
Other legislation	<u>(2,000,000)</u>	<u>0</u>	<u>(2,000,000)</u>	<u>0.0</u>
TOTAL	\$13,309,089	\$0	\$13,309,089	0.0
FY 2014-15 Recommended Appropriation				
FY 2013-14 Appropriation	\$13,309,089	\$0	\$13,309,089	0.0
Amendment 35 revenue adjustment	<u>264,954</u>	<u>0</u>	<u>264,954</u>	<u>0.0</u>
TOTAL	\$13,574,043		\$13,574,043	0.0
Increase/(Decrease)	\$264,954	\$0	\$264,954	0.0
Percentage Change	2.0%	0.0%	2.0%	0.0%
FY 2014-15 Executive Request:	\$13,309,089	\$0	\$13,309,089	0.0
Request Above/(Below) Recommendation	(\$264,954)	n/a	(\$264,954)	n/a

Tobacco Education, Prevention, and Cessation Program Costs

Description: This line item funds the personnel and operating expenses of the State Tobacco Education, Prevention, and Cessation Program (STEPP). See the description of the next line item for additional information on STEPP.

Request: The Department requests an appropriation of \$721,005 cash funds and 9.1 FTE. The request includes the annualization of FY 2013-14 salary survey and merit pay.

Recommendation: **Staff recommends the Department's request for an appropriation of \$721,005 cash funds and 9.1 FTE.** The recommendation is calculated in accordance with Committee policy and outlined in the following table.

Prevention Services Division, Chronic Disease Prevention Programs, Tobacco Education, Prevention, and Cessation Program Administration				
	Total Funds	General Fund	Cash Funds	FTE
FY 2013-14 Appropriation				
SB 13-230 (Long Bill)	<u>\$695,004</u>	<u>\$0</u>	<u>\$695,004</u>	<u>9.1</u>
TOTAL	\$695,004	\$0	\$695,004	9.1

JBC Staff Figure Setting: FY 2014-15
Staff Working Document – Does Not Represent Committee Decision

Prevention Services Division, Chronic Disease Prevention Programs, Tobacco Education, Prevention, and Cessation Program Administration				
	Total Funds	General Fund	Cash Funds	FTE
FY 2014-15 Recommended Appropriation				
FY 2013-14 Appropriation	\$695,004	\$0	\$695,004	9.1
Annualize prior year budget actions	<u>26,001</u>	<u>0</u>	<u>26,001</u>	<u>0.0</u>
TOTAL	\$721,005		\$721,005	9.1
Increase/(Decrease)	\$26,001	\$0	\$26,001	0.0
Percentage Change	3.7%	0.0%	3.7%	0.0%
FY 2014-15 Executive Request:	\$721,005	\$0	\$721,005	9.1
Request Above/(Below) Recommendation	\$0		\$0	0.0

Tobacco Education, Prevention, and Cessation Grants

Description: The following three programs are funded through this line item:

- The State Tobacco Education and Prevention Program (STEPP) which based on decisions of the Tobacco Education, Prevention, and Cessation Review Committee, awards grants to programs aimed at reducing the use of tobacco by youth, promoting cessation among youth and adults who already use tobacco, and reducing exposure to second-hand smoke. Funding for grants is from the Tobacco Education Program Fund which revenues 16.0 percent of Amendment 35 revenues.
- The Tobacco Education, Prevention, and Cessation Program which awards grants to governmental and non-governmental agencies, and as required by Section 25-3.5-805, C.R.S., at least 15.0 percent of these grants are used for the reduction of health disparities among minority and high risk populations, and up to 15.0 percent of the grants go to Tony Grampsas Youth Services Program grantees. Funding for these grants is from the Tobacco Education Program Fund.
- The component of the Colorado QuitLine which provides services to Medicaid eligible clients. Funding for this component is provided as Medicaid reappropriated funds. House Bill 12-1202 allowed for the appropriation of Tobacco Education Programs Fund moneys to the Department of Health Care Policy and Financing. Federal matching funds are then drawn and reappropriated to the Department of Public Health and Environment for Colorado QuitLine Program services provided to Medicaid eligible individuals. .

Tobacco Education program Fund moneys are also provided to the Department of revenue for the Tobacco Enforcement Program which enforces laws against underage purchase of tobacco products.

JBC Staff Figure Setting: FY 2014-15
Staff Working Document – Does Not Represent Committee Decision

Request: The Department requests an appropriation of \$26,584,735 total funds, of which \$25,303,695 is cash funds and \$1,281,040 is Medicaid reappropriated funds. The request does not include any changes from the FY 2013-14 appropriation.

Recommendation: **Staff recommends an appropriation of \$22,004,464 total funds, of which \$20,703,718 is cash funds and \$1,300,746 is Medicaid reappropriated funds.** The recommendation includes the following changes:

- A reduction of \$4,599,977 cash funds due to a projected reduction of FY 2014-15 Amendment 35 revenues and the elimination of excess fund balances which in prior years increased the next fiscal year's appropriation; and
- An increase of the federal Medicaid funds component of the reappropriated funds due to the increased Federal Medical Assistance Program (FMAP) rate effective October 1, 2014².

The following table outlines how the FY 2014-15 available funds for this line item is calculated when accounting for all expenditure components.

Tobacco Education Program Funds Available For Tobacco Education, Prevention, and Cessation Grants	
	Amount
FY 14-15 Beginning Year Fund Balance In Excess of 16.5% reserve	\$0
FY 2014-15 Projected Amendment 35 Revenue	22,592,000
Projected Interest Earnings for FY 2012-13	96,677
Transfer to Health Care Policy and Financing for QuitLine	(640,520)
Behavioral Risk Factor Surveillance System Surveys (CHEIS)	<u>(141,942)</u>
<i>FY 2014-15 Available Dollars</i>	<i>\$21,906,215</i>
Appropriation to Program Administration line item	(690,325)
Estimated centrally-appropriated costs	(112,688)
Estimated indirect costs	(423,681)
FY 2014-15 Funds Available for Grants	\$20,703,718

The recommendation is calculated in accordance with Committee policy and outlined in the table below.

Prevention Services Division, Chronic Disease Prevention Programs, Tobacco Education, Prevention, and Cessation Grants					
	Total Funds	General Fund	Cash Funds	Reappropriated Funds	FTE
FY 2013-14 Appropriation					
SB 13-230 (Long Bill)	<u>\$26,584,735</u>	<u>\$0</u>	<u>\$25,303,695</u>	<u>\$1,281,040</u>	<u>0.0</u>
TOTAL	\$26,584,735	\$0	\$25,303,695	\$1,281,040	0.0

² For FY 2014-15, July 1 through September 30 the rate is 50/50, effective October 1, 2014 the rate will be 51.01/48.99 federal funds to state funds.

JBC Staff Figure Setting: FY 2014-15
Staff Working Document – Does Not Represent Committee Decision

Prevention Services Division, Chronic Disease Prevention Programs, Tobacco Education, Prevention, and Cessation Grants					
	Total Funds	General Fund	Cash Funds	Reappropriated Funds	FTE
FY 2014-15 Recommended Appropriation					
FY 2013-14 Appropriation	\$26,584,735	\$0	\$25,303,695	\$1,281,040	0.0
FMAP adjustment	19,706	0	0	19,706	0.0
Amendment 35 revenue adjustment	<u>(4,599,977)</u>	<u>0</u>	<u>(4,599,977)</u>	<u>0</u>	<u>0.0</u>
TOTAL	\$22,004,464		\$20,703,718	\$1,300,746	0.0
Increase/(Decrease)	(\$4,580,271)	\$0	(\$4,599,977)	\$19,706	0.0
Percentage Change	(17.2%)	0.0%	(18.2%)	1.5%	0.0%
FY 2014-15 Executive Request:	\$26,584,735	\$0	\$25,303,695	\$1,281,040	0.0
Request Above/(Below)					
Recommendation	\$4,580,271		\$4,599,977	(\$19,706)	0.0

Oral Health Programs

Description: This line item funds the costs of the following three Oral Health Programs which work to increase the availability of oral health services in Colorado:

- The Dental Loan Repayment Program is available to dentists and dental hygienists who agree to serve for two years in medically under served populations in rural or urban settings, and receives \$200,000 from tobacco settlement dollars. Dentists are eligible for up to \$25,000 in loan repayment funds and dental hygienists are eligible for up to \$6,000 in loan repayment funds.
- The Dental House Calls Program is run by the Dental Lifeline Network, and provides dental services to homebound elderly and handicapped; and
- The Dental Assistance Program provides grants to dental providers for services to individuals who are 60 years or older, and eligible for the Old Age Pension program or Medicaid, but not receiving long-term care services through Medicaid. The General Assembly passed H.B. 12-1326 which appropriated General Fund to the Department to reinstate the Dental Assistance Program in FY 2012-13.

Request: The Department requests an appropriation of \$4,290,541 total funds, of which \$3,210,243 is General Fund and 6.3 FTE. The request includes the annualization of the FY 2013-14 salary survey and merit pay.

Recommendation: **Staff recommends an appropriation of \$4,311,480 total funds, of which \$3,297,139 is General Fund and 6.3 FTE.** The recommendation the following changes from the FY 2013-14 appropriation:

- An increase of \$7,500 General Fund for the annualization of salary survey and merit pay;

JBC Staff Figure Setting: FY 2014-15
Staff Working Document – Does Not Represent Committee Decision

- A reduction of \$298 cash funds because the State Dental Loan Repayment Fund only received \$200,000 of Tobacco Master Settlement revenue;
- An increase of \$96,937 total funds, of which \$86,896 is General Fund for medical inflation; and
- A reduction of \$75,700 federal funds to align the FY 2014-15 Long Bill with recent actual expenditures.

The recommendation is calculated in accordance with Committee policy and the following table outlines how the recommendation was calculated.

Prevention Services Division, Chronic Disease Prevention Programs, Oral Health Programs					
	Total Funds	General Fund	Cash Funds	Federal Funds	FTE
FY 2013-14 Appropriation					
SB 13-230 (Long Bill)	\$4,283,041	\$3,202,743	\$200,298	\$880,000	6.3
TOTAL	\$4,283,041	\$3,202,743	\$200,298	\$880,000	6.3
FY 2014-15 Recommended Appropriation					
FY 2013-14 Appropriation	4,283,041	3,202,743	200,298	880,000	6.3
Annualize prior year budget actions	7,500	7,500	0	0	0.0
Appropriation of fund balance	(298)	0	(298)	0	0.0
Informational funds adjustment	(75,700)	0	0	(75,700)	0.0
Medical inflation	<u>96,937</u>	<u>86,896</u>	<u>0</u>	<u>10,041</u>	<u>0.0</u>
TOTAL	\$4,311,480	\$3,297,139	\$200,000	\$814,341	6.3
Increase/(Decrease)	\$28,439	\$94,396	(\$298)	(\$65,659)	0.0
Percentage Change	0.7%	2.9%	(0.1%)	(7.5%)	0.0%
FY 2014-15 Executive Request:	\$4,290,541	\$3,210,243	\$200,298	\$880,000	6.3
Request Above/(Below) Recommendation	(\$20,939)	(\$86,896)	\$298	\$65,659	0.0

(C) PRIMARY CARE OFFICE

Description: This line item funds the personnel and operating expenses of the Primary Care Office, which was created by H.B. 09-1111, Health Resources for Underserved Area. The Office assesses the need for primary health care professionals in various parts of the state and directs incentives to qualified professionals and clinics willing to serve in areas that are short of providers.

Request: The Department requests an appropriation of \$1,272,542 total funds and 3.2 FTE. The request does not include any changes from the FY 2013-14 appropriation.

JBC Staff Figure Setting: FY 2014-15
Staff Working Document – Does Not Represent Committee Decision

Recommendation: Staff recommends an appropriation of \$951,342 total funds and 3.2 FTE. The recommendation includes a reduction of \$321,200 federal funds to align the FY 2014-15 Long Bill with recent actual expenditures. The recommendation is calculated in accordance with Committee policy and outlined in the following table.

Prevention Services Division, Primary Care Office, Primary Care Office					
	Total Funds	General Fund	Cash Funds	Federal Funds	FTE
FY 2013-14 Appropriation					
SB 13-230 (Long Bill)	\$1,272,542	\$0	\$302,842	\$969,700	3.2
TOTAL	\$1,272,542	\$0	\$302,842	\$969,700	3.2
FY 2014-15 Recommended Appropriation					
FY 2013-14 Appropriation	\$1,272,542	\$0	\$302,842	\$969,700	3.2
Informational funds adjustment	(321,200)	0	0	(321,200)	0.0
TOTAL	\$951,342		\$302,842	\$648,500	3.2
Increase/(Decrease)	(\$321,200)	\$0	\$0	(\$321,200)	0.0
Percentage Change	(25.2%)	0.0%	0.0%	(33.1%)	0.0%
FY 2014-15 Executive Request:	\$1,272,542	\$0	\$302,842	\$969,700	3.2
Request Above/(Below) Recommendation	\$321,200		\$0	\$321,200	0.0

(D) FAMILY AND COMMUNITY HEALTH

(1) WOMEN'S HEALTH

Family Planning Program Administration

Description: This line item funds the personnel and operating expenses associated with the administration of the Family Planning Program, the Prenatal Program, and the Prenatal Plus. The Family Planning Program provides a range of preventive health services for approximately 55,000 teens and women whose income is at or below 185.0 percent of the federal poverty level each year. Services include physical examinations, pregnancy testing, screening for sexually transmitted infections, counseling and education, and referrals to other health and social services. The federal Title X dollars fund contracts between the Division, local family providers, and local health facilities and non-profit clinics, who are often the primary health care provider for non-Medicaid eligible, low income women. Neither Title X nor General Fund dollars support abortion activities, per federal Title X requirements and per the state constitution. Note that Title X is not an entitlement program, does not have an associated match or maintenance of effort requirements, but does require a cost share from the state.

JBC Staff Figure Setting: FY 2014-15
Staff Working Document – Does Not Represent Committee Decision

The Prenatal Program encourages Medicaid-eligible, high risk pregnant women to utilize early prenatal care to reduce the risk of maternal and newborn illness or complications. The goal of this Program is to assist eligible women have healthy babies and have access to postpartum family planning services. The Prenatal Plus Program is designed to complement the medical component of prenatal care by providing comprehensive risk assessments, case management, home visits, nutrition consultation, and psycho-social counseling to high risk, Medicaid-eligible pregnant women.

Request: The Department requests an appropriation of \$1,061,198 total funds, of which \$406,498 is General Fund, and 12.0 FTE. The request includes an increase of General Fund for the annualization of the FY 2013-14 salary survey and merit pay.

Recommendation: **Staff recommends an appropriation of \$1,715,898 total funds, of which \$406,498 is General Fund and 12.0 FTE.** The recommendation the following changes from the FY 2013-14 appropriation:

- An increase of \$10,500 General Fund for the annualization of the FY 2013-14 salary survey and merit pay; and t
- The reduction of \$654,700 federal funds to eliminate the federal funds appropriated to the line because no federal funds are expended by this line item.

The recommendation is calculated in accordance with Committee policy and the following table outlines how the recommendation was calculated.

Prevention Services Division, Family and Community Health, Family Planning Program Administration				
	Total Funds	General Fund	Federal Funds	FTE
FY 2013-14 Appropriation				
SB 13-230 (Long Bill)	<u>\$1,050,698</u>	<u>\$395,998</u>	<u>\$654,700</u>	<u>12.0</u>
TOTAL	\$1,050,698	\$395,998	\$654,700	12.0
FY 2014-15 Recommended Appropriation				
FY 2013-14 Appropriation	\$1,050,698	\$395,998	\$654,700	12.0
Annualize prior year budget actions	10,500	10,500	0	0.0
Informational funds adjustment	<u>654,700</u>	<u>0</u>	<u>654,700</u>	<u>0.0</u>
TOTAL	\$1,715,898	\$406,498	\$1,309,400	12.0
Increase/(Decrease)	\$665,200	\$10,500	\$654,700	0.0
Percentage Change	63.3%	2.7%	100.0%	0.0%
FY 2014-15 Executive Request:	\$1,061,198	\$406,498	\$654,700	12.0
Request Above/(Below)				
Recommendation	(\$654,700)	\$0	(\$654,700)	0.0

Family Planning Purchase of Services

Description: This line item funds the dollars provided to family planning clinics to provide preventive health services.

Request: The Department requests an appropriation of \$4,932,026 total funds, of which \$1,223,326 is General Fund. The request does not include any changes from the FY 2013-14 appropriation.

Recommendation: **Staff recommends an appropriation of \$4,812,226 total funds, of which \$1,223,326 is General Fund.** The recommendation includes a reduction of \$119,800 federal funds to align the FY 2014-15 Long Bill with recent actual expenditures. The recommendation is calculated in accordance with Committee policy and the following table outlines how the recommendation was calculated.

Prevention Services Division, Family and Community Health, Family Planning Purchase of Services				
	Total Funds	General Fund	Federal Funds	FTE
FY 2013-14 Appropriation				
SB 13-230 (Long Bill)	<u>\$4,932,026</u>	<u>\$1,223,326</u>	<u>\$3,708,700</u>	<u>0.0</u>
TOTAL	\$4,932,026	\$1,223,326	\$3,708,700	0.0
FY 2014-15 Recommended Appropriation				
FY 2013-14 Appropriation	\$4,932,026	\$1,223,326	\$3,708,700	0.0
Informational funds adjustment	<u>(119,800)</u>	<u>0</u>	<u>(119,800)</u>	<u>0.0</u>
TOTAL	\$4,812,226	\$1,223,326	\$3,588,900	0.0
Increase/(Decrease)	(\$119,800)	\$0	(\$119,800)	0.0
Percentage Change	(2.4%)	0.0%	(3.2%)	0.0%
FY 2014-15 Executive Request:	\$4,932,026	\$1,223,326	\$3,708,700	0.0
Request Above/(Below)				
Recommendation	\$119,800	\$0	\$119,800	n/a

Family Planning Federal Grants

Description: This line item reflects for informational purposes, federal grants awarded to family planning programs and activities.

Request: The Department requests an appropriation of \$351,400 federal funds and 3.8 FTE. The request does not include any changes from the FY 2013-14 appropriation.

Recommendation: **The staff recommends an appropriation of \$184,300 federal funds and 1.8 FTE calculated in accordance with Committee policy.** The recommendation includes a reduction of \$167,100 federal funds and 2.0 FTE to align the FY 2014-15 Long Bill with recent actual expenditures. The following table outlines how the recommendation is calculated.

JBC Staff Figure Setting: FY 2014-15
Staff Working Document – Does Not Represent Committee Decision

Prevention Services Division, Family and Community Health, Family Planning Federal Grants				
	Total Funds	General Fund	Federal Funds	FTE
FY 2013-14 Appropriation				
SB 13-230 (Long Bill)	\$351,400	\$0	\$351,400	3.8
TOTAL	\$351,400	\$0	\$351,400	3.8
FY 2014-15 Recommended Appropriation				
FY 2013-14 Appropriation	\$351,400	\$0	\$351,400	3.8
Informational funds adjustment	(167,100)	0	(167,100)	(1.8)
TOTAL	\$184,300		\$184,300	2.0
Increase/(Decrease)	(\$167,100)	\$0	(\$167,100)	(1.8)
Percentage Change	(47.6%)	0.0%	(47.6%)	(47.4%)
FY 2014-15 Executive Request:	\$351,400	\$0	\$351,400	3.8
Request Above/(Below)				
Recommendation	\$167,100	n/a	\$167,100	1.8

Adult Stem Cells Cure Fund

Description: This line item provides the Division with spending authority for revenue collected through the voluntary Adult Stem Cells Cure Fund tax checkoff added to the state income tax form for years 2008 through 2016. The Fund provides dollars used to advance umbilical cord blood collection for public blood banks, and the Department contracts with entities that are involved in umbilical cord blood donation activities. Adult stem cells are obtained from tissues that have already undergone some degree of development, thus stem cells obtained from umbilical cord blood are classified as "adult" stem cells even though they come from newborns. Donated stem cells are used for treatment of diseases such as leukemia and lymphoma, and for research into cures for other serious illnesses. Pursuant to Section 25-40-104, C.R.S., 5.0 percent of moneys in the Fund can be used for administrative costs, 25.0 can be used for public awareness activities, and 70.0 percent must be used to increase cord blood collection.

Request: The Department requests an appropriation of \$140,000 cash funds. The request does not include any changes from the FY 2013-14 appropriation.

Recommendation: **Staff recommends the Department's request for an appropriation of \$140,000 cash funds.**

Maternal and Child Health Administration

Description: This line item funds the personnel and operating expenses of staff responsible for coordination of maternal and child health programs and services. The office is funded primarily through federal funds provided by the Maternal and Child Health Grant.

JBC Staff Figure Setting: FY 2014-15
Staff Working Document – Does Not Represent Committee Decision

Request: The Department requests an appropriation of \$4,659,400 federal funds and 15.0 FTE. The request does not include any changes from the FY 2013-14 appropriation.

Recommendation: **Staff recommends an appropriation of \$6,853,000 federal funds and 15.0 FTE.** The recommendation includes an increase of \$2,193,600 federal funds and to align the FY 2014-15 Long Bill with recent actual expenditures. The following table outlines how the recommendation was calculated.

Prevention Services Division, Family and Community Health, Maternal and Child Health				
	Total Funds	General Fund	Federal Funds	FTE
FY 2013-14 Appropriation				
SB 13-230 (Long Bill)	<u>\$4,659,400</u>	<u>\$0</u>	<u>\$4,659,400</u>	<u>15.0</u>
TOTAL	\$4,659,400	\$0	\$4,659,400	15.0
FY 2014-15 Recommended Appropriation				
FY 2013-14 Appropriation	\$4,659,400	\$0	\$4,659,400	15.0
Informational funds adjustment	<u>2,193,600</u>	<u>0</u>	<u>2,193,600</u>	<u>0.0</u>
TOTAL	\$6,853,000		\$6,853,000	15.0
Increase/(Decrease)	\$2,193,600	\$0	\$2,193,600	0.0
Percentage Change	47.1%	0.0%	47.1%	0.0%
FY 2014-15 Executive Request:	\$4,659,400	\$0	\$4,659,400	15.0
Request Above/(Below)				
Recommendation	(\$2,193,600)	n/a	(\$2,193,600)	(0.0)

Nurse Home Visitor Program

The Nurse Home Visitor Program was transferred to the Department of Human Services in FY 2013-14 via House Bill 13-1117. The request and appropriation for this line item was presented by Robin Smart on Thursday February 27, 2014 during figure setting for the Department of Human Services. This line item appears in the numbers pages because of historical actual expenditures and will appear in the Department of Human Services section of the FY 2014-15 Long Bill.

(2) CHILDREN AND YOUTH HEALTH

Health Care Program for Children with Special Needs

Description: This line item funds the personnel and operating expenses of the Health Care Program for Children with Special Needs. The Program is responsible for developing a network of potential services for children with special health care needs. The Program receives federal Maternal and Child Health Block Grant dollars, which have a maintenance of effort requirement meet with General Fund dollars. Clients are assessed fees on a sliding scale based on income

JBC Staff Figure Setting: FY 2014-15
Staff Working Document – Does Not Represent Committee Decision

and are the source of cash funds, and reappropriated funds are from the Department of Human Services for Traumatic Brain Injury services.

Request: The Department requests an appropriation of \$1,390,327 total funds, of which \$706,227 is General Fund and 15.6 FTE. The request includes an increase of General Fund for the annualization of FY 2013-14 salary survey and merit pay.

Recommendation: **Staff recommends an appropriation of \$1,162,327 total funds, of which \$706,227 is General Fund, and 15.6 FTE.** The recommendation includes the following changes from the FY 2013-14 appropriation:

- An increase of \$8,760 General Fund for the annualization of FY 2013-14 salary survey and merit pay; and
- A reduction of \$228,000 federal funds to align the FY 2014-15 Long Bill with recent actual expenditures

The recommendation is calculated in accordance with Committee policy and the following table outlines how the recommendation was calculated.

Prevention Services Division, Family and Community Health, Health Care Program for Children with Special Needs				
	Total Funds	General Fund	Federal Funds	FTE
FY 2013-14 Appropriation				
SB 13-230 (Long Bill)	<u>\$1,381,567</u>	<u>\$697,467</u>	<u>\$684,100</u>	<u>15.6</u>
TOTAL	\$1,381,567	\$697,467	\$684,100	15.6
FY 2014-15 Recommended Appropriation				
FY 2013-14 Appropriation	\$1,381,567	\$697,467	\$684,100	15.6
Annualize prior year budget actions	8,760	8,760	0	0.0
Informational funds adjustment	<u>(228,000)</u>	<u>0</u>	<u>(228,000)</u>	<u>0.0</u>
TOTAL	\$1,162,327	\$706,227	\$456,100	15.6
Increase/(Decrease)	(\$219,240)	\$8,760	(\$228,000)	0.0
Percentage Change	(15.9%)	1.3%	(33.3%)	0.0%
FY 2014-15 Executive Request:	\$1,390,327	\$706,227	\$684,100	15.6
Request Above/(Below)				
Recommendation	\$228,000	\$0	\$228,000	0.0

Health Care Program For Children With Special Needs Purchase of Services

Description: This line item provides funding to local health agencies who provide care coordination, referral and family support services statewide for children with special needs.

JBC Staff Figure Setting: FY 2014-15
Staff Working Document – Does Not Represent Committee Decision

Request: The Department requests an appropriation of \$3,409,973 total funds, of which \$1,847,899 is General Fund. The request does not include any changes from the FY 2013-14 appropriation.

Recommendation: **Staff recommends an appropriation of \$3,075,399 total funds, of which \$1,847,899 is General Fund.** The recommendation includes the following changes from the FY 2013-14 appropriation:

- A reduction of \$293,700 federal funds to align the FY 2014-15 Long Bill with recent actual expenditures; and
- A reduction of \$40,874 cash funds because the spending authority is not used by the Department.

The recommendation is calculated in accordance with Committee policy and outlined in the following table.

Prevention Services Division, Family and Community Health, Health Care Program for Children with Special Needs Purchase of Services					
	Total Funds	General Fund	Cash Funds	Federal Funds	FTE
FY 2013-14 Appropriation					
SB 13-230 (Long Bill)	<u>\$3,409,973</u>	<u>\$1,847,899</u>	<u>\$40,874</u>	<u>\$1,521,200</u>	<u>0.0</u>
TOTAL	\$3,409,973	\$1,847,899	\$40,874	\$1,521,200	0.0
FY 2014-15 Recommended Appropriation					
FY 2013-14 Appropriation	\$3,409,973	\$1,847,899	\$40,874	\$1,521,200	0.0
Appropriation of fund balance	(40,874)	0	(40,874)	0	0.0
Informational funds adjustment	<u>(293,700)</u>	<u>0</u>	<u>0</u>	<u>(293,700)</u>	<u>0.0</u>
TOTAL	\$3,075,399	\$1,847,899	\$0	\$1,227,500	0.0
Increase/(Decrease)	(\$334,574)	\$0	(\$40,874)	(\$293,700)	0.0
Percentage Change	(9.8%)	0.0%	(100.0%)	(19.3%)	0.0%
FY 2014-15 Executive Request:	\$3,409,973	\$1,847,899	\$40,874	\$1,521,200	0.0
Request Above/(Below)					
Recommendation	\$334,574	\$0	\$40,874	\$293,700	n/a

Genetics Counseling Personal Services

This line item was combined with operating expenses into the Program Costs line item in FY 2013-14. The line item appears in the numbers pages for informational purposes and will not appear in the FY 2014-15 Long Bill.

Genetics Counseling Program Costs

Description: This line item funds the personnel and operating expenses of the Genetics Counseling Program. The Program contracts with the University of Colorado Health Sciences Center to provide examinations, diagnostic evaluations and genetic counseling services to

JBC Staff Figure Setting: FY 2014-15
Staff Working Document – Does Not Represent Committee Decision

individuals and families with or at risk of having genetic disorders. Fees from the Newborn screening Program is the source of cash funds.

Request: The Department requests an appropriation of \$1,666,498 cash funds and 1.0 FTE. The request includes an increase of \$12,081 cash funds for the annualization of the FY 2013-14 salary survey and merit pay.

Recommendation: **Staff recommends an appropriation of \$1,656,195 cash funds and 1.0 FTE.** The recommendation includes an increase of \$1,185 and \$593 for the annualization of FY 2013-14 salary survey and merit pay respectively. The recommendation is lower than the request because the request increase for the annualization of salary survey and merit pay were equal to 15.2 percent of the total personal services which far exceeded the increases approved for FY 2013-14. The recommendation calculated in accordance with Committee policy and outlined in the following table.

Prevention Services Division, Family and Community Health, Genetics Counseling				
Program Costs				
	Total Funds	General Fund	Cash Funds	FTE
FY 2013-14 Appropriation				
SB 13-230 (Long Bill)	<u>\$1,654,417</u>	<u>\$0</u>	<u>\$1,654,417</u>	<u>1.0</u>
TOTAL	\$1,654,417	\$0	\$1,654,417	1.0
FY 2014-15 Recommended Appropriation				
FY 2013-14 Appropriation	\$1,654,417	\$0	\$1,654,417	1.0
Annualize prior year budget actions	<u>1,778</u>	<u>0</u>	<u>1,778</u>	<u>0.0</u>
TOTAL	\$1,656,195		\$1,656,195	1.0
Increase/(Decrease)	\$1,778	\$0	\$1,778	0.0
Percentage Change	0.1%	0.0%	0.1%	0.0%
FY 2014-15 Executive Request:	\$1,666,498	\$0	\$1,666,498	1.0
Request Above/(Below) Recommendation	\$10,303		\$10,303	0.0

School-Based Health Centers

Description: This line item funds grants to school-based health centers (SBHCs) and the associated department administrative costs. House Bill 06-1396 created the School-Based Health Centers Grant Program to provide state support of school-based health centers. SBHCs provide medical and behavioral care to school child during the school day, and are run by the school districts in cooperation with other health service providers such as hospitals, medical providers, and community health centers.

Request: The Department requests an appropriation of \$5,260,817 General Fund and 2.9 FTE. The request does not include any changes from the FY 2013-14 appropriation.

Recommendation: Staff recommends the Department's request for an appropriation of **\$5,260,817 General Fund and 2.9 FTE**, calculated in accordance with Committee policy.

Interagency Prevention Programs Coordination

The Interagency Prevention Programs Coordination was transferred to the Department of Human Services in FY 2013-14 via House Bill 13-1117. The request and appropriation for this line item was presented by Robin Smart on Thursday February 27, 2014 during figure setting for the Department of Human Services. This line item appears in the numbers pages because of historical actual expenditures and will appear in the Department of Human Services section of the FY 2014-15 Long Bill.

Children and Youth Health Federal Grants

Description: This line item reflects federal grants received by the Division for programs and activities relating to children and youth health.

Request: The Department requests an appropriation of \$1,108,700 federal funds and 9.0 FTE. The request does not include any changes from the FY 2013-14 appropriation.

Recommendation: Staff recommends an appropriation of **\$891,900 federal funds and 9.0 FTE**. The recommendation includes a reduction of \$216,800 federal funds to align the FY 2014-15 Long Bill with recent actual expenditures. The recommendation is calculated in accordance with Committee policy and outlined in the following table.

Prevention Services Division, Family and Community Health, Federal Grants				
	Total Funds	General Fund	Federal Funds	FTE
FY 2013-14 Appropriation				
SB 13-230 (Long Bill)	<u>\$1,108,700</u>	<u>\$0</u>	<u>\$1,108,700</u>	<u>9.0</u>
TOTAL	\$1,108,700	\$0	\$1,108,700	9.0
FY 2014-15 Recommended Appropriation				
FY 2013-14 Appropriation	\$1,108,700	\$0	\$1,108,700	9.0
Informational funds adjustment	<u>(216,800)</u>	<u>0</u>	<u>(216,800)</u>	<u>0.0</u>
TOTAL	\$891,900		\$891,900	9.0
Increase/(Decrease)	(\$216,800)	\$0	(\$216,800)	0.0
Percentage Change	(19.6%)	0.0%	(19.6%)	0.0%
FY 2014-15 Executive Request:	\$1,108,700	\$0	\$1,108,700	9.0
Request Above/(Below) Recommendation	\$216,800		\$216,800	0.0

Child Fatality Prevention

Description: This line item was added by S.B. 13-255 (Child Fatality Review Teams) to fund: case specific reviews of child fatalities, if not performed by a local review team; the monitoring of trends in child fatalities and conducting a systemic review of child welfare issues; coordination with the Department of Human Services (DHS) concerning the DHS child fatality review process for fatalities involving child abuse and neglect; distribution of funding to local public health agencies for reviewing child fatalities at the local level; and the provision of technical assistance and training to local review teams.

Request: The Department requests an appropriation of \$570,205 General Fund and 3.0 FTE. The request includes an increase of \$113,239 General Fund for distribution to local public health agencies for child fatality reviews and a reduction of 1.0 FTE for the annualization of S.B. 13-255.

Recommendation: **Staff recommends the Department's request for an appropriation of \$570,205 General Fund and 3.0 FTE.** The recommendation is calculated in accordance with Committee policy and outlined in the following table.

Prevention Services Division, Family and Community Health, Child Fatality Prevention			
	Total Funds	General Fund	FTE
FY 2013-14 Appropriation			
Other legislation	\$456,966	\$456,966	4.0
TOTAL	\$456,966	\$456,966	4.0
FY 2014-15 Recommended Appropriation			
FY 2013-14 Appropriation	\$456,966	\$456,966	4.0
Annualize prior year legislation	<u>113,239</u>	<u>113,239</u>	<u>(1.0)</u>
TOTAL	\$570,205	\$570,205	3.0
Increase/(Decrease)	\$113,239	\$113,239	(1.0)
Percentage Change	24.8%	24.8%	(25.0%)
FY 2014-15 Executive Request:	\$570,205	\$570,205	3.0
Request Above/(Below) Recommendation	\$0	\$0	0.0

(3) INJURY, SUICIDE, AND VIOLENCE PREVENTION

Colorado Children's Trust Fund Personal Services

The Colorado Children's Trust Fund personal services line item was transferred to the Department of Human Services in FY 2013-14 via House Bill 13-1117. The request and appropriation for this line item was presented by Robin Smart on Thursday February 27, 2014

during figure setting for the Department of Human Services. This line item appears in the numbers pages because of historical actual expenditures and will appear in the Department of Human Services section of the FY 2014-15 Long Bill.

Colorado Children's Trust Fund Operating Expenses

The Colorado Children's Trust Fund operating expenses line item was transferred to the Department of Human Services in FY 2013-14 via House Bill 13-1117. The request and appropriation for this line item was presented by Robin Smart on Thursday February 27, 2014 during figure setting for the Department of Human Services. This line item appears in the numbers pages because of historical actual expenditures and will appear in the Department of Human Services section of the FY 2014-15 Long Bill.

Tony Grampas Youth Services Prevention Program

The Tony Grampas Youth Services Prevention Program was transferred to the Department of Human Services in FY 2013-14 via House Bill 13-1117. The request and appropriation for this line item was presented by Robin Smart on Thursday February 27, 2014 during figure setting for the Department of Human Services. This line item appears in the numbers pages because of historical actual expenditures and will appear in the Department of Human Services section of the FY 2014-15 Long Bill.

Suicide Prevention

Description: The Suicide Prevention Program was created by H.B. 00-1432 and is responsible for coordinating suicide prevention programs throughout the state. There are three components to the Program: a statewide public information campaign, training on the recognition and response to suicide, and development of local suicide prevention and education services. Colorado has the sixth highest rate of suicides in 2011, with a suicide rate two and a half times higher than the rates in New York and New Jersey, the two lowest states. In 2010, there were 867 suicides, second only to 2009 when there were 940 suicides.

Request: The Department requests an appropriation of \$391,848 General Fund and 2.0 FTE. The request includes an increase of \$7,500 General Fund for the annualization of the FY 2013-14 salary survey and merit pay.

Recommendation: **Staff recommends the Department's request for an appropriation of \$391,848 General Fund and 2.0 FTE.** The recommendation is calculated in accordance with Committee policy and outlined in the following table.

Prevention Services Division, Family and Community Health, Suicide Prevention			
	Total Funds	General Fund	FTE
FY 2013-14 Appropriation			
SB 13-230 (Long Bill)	<u>\$384,348</u>	<u>\$384,348</u>	<u>2.0</u>
TOTAL	\$384,348	\$384,348	2.0

*JBC Staff Figure Setting: FY 2014-15
Staff Working Document – Does Not Represent Committee Decision*

Prevention Services Division, Family and Community Health, Suicide Prevention			
	Total Funds	General Fund	FTE
FY 2014-15 Recommended Appropriation			
FY 2013-14 Appropriation	\$384,348	\$384,348	2.0
Annualize prior year budget actions	<u>7,500</u>	<u>7,500</u>	<u>0.0</u>
TOTAL	\$391,848	\$391,848	2.0
Increase/(Decrease)	\$7,500	\$7,500	0.0
Percentage Change	2.0%	2.0%	0.0%
FY 2014-15 Executive Request:	\$391,848	\$391,848	2.0
Request Above/(Below) Recommendation	\$0	\$0	0.0

Injury Prevention

Description: This line item funds the personnel and operating expenses of the Division's activities associated with overseeing the state injury prevention strategic plan and provides leadership and technical assistance for local communities regarding the planning, implementation, and evaluation of evidence-based prevention strategies to reduce injuries and deaths.

Request: The Department requests an appropriation of \$1,971,500 federal funds and 11.4 FTE. The request does not include any changes from the FY 2013-14 appropriation.

Recommendation: **Staff recommends an appropriation \$1,819,900 federal funds and 11.4 FTE.** The recommendation includes a reduction of \$151,600 federal funds to align the FY 2014-15 Long Bill with recent actual expenditures and FTE use. The following table outlines how the recommendation was calculated.

Prevention Services Division, Family and Community Health, Injury Prevention				
	Total Funds	General Fund	Federal Funds	FTE
FY 2013-14 Appropriation				
SB 13-230 (Long Bill)	<u>\$1,971,500</u>	<u>\$0</u>	<u>\$1,971,500</u>	<u>11.4</u>
TOTAL	\$1,971,500	\$0	\$1,971,500	11.4
FY 2014-15 Recommended Appropriation				
FY 2013-14 Appropriation	\$1,971,500	\$0	\$1,971,500	11.4
Informational funds adjustment	<u>(151,600)</u>	<u>0</u>	<u>(151,600)</u>	<u>0.0</u>
TOTAL	\$1,819,900		\$1,819,900	11.4

Prevention Services Division, Family and Community Health, Injury Prevention				
	Total Funds	General Fund	Federal Funds	FTE
Increase/(Decrease)	(\$151,600)	\$0	(\$151,600)	0.0
Percentage Change	(7.7%)	0.0%	(7.7%)	0.0%
FY 2014-15 Executive Request:	\$1,971,500	\$0	\$1,971,500	11.4
Request Above/(Below)				
Recommendation	\$151,600	n/a	\$151,600	0.0

(E) NUTRITION SERVICES

Women, Infants and Children Supplemental Food Grant

Description: The Women, Infants and Children (WIC) Nutrition Program provides a monthly check to low-income (185.0 percent of the federal poverty level) women and children who are at-risk of poor nutritional options because of the lack of income. Clients are able to use these funds for purchasing designated food items at approved food retailers. Local public health agencies provide clients with nutrition education and referrals to additional health services.

Request: The Department requests an appropriation of \$95,870,000 federal funds and 17.4 FTE. The request does not include any changes from the FY 2013-14 appropriation.

Recommendation: **Staff recommends an appropriation of \$94,174,100 federal funds and 17.4 FTE**, calculated in accordance with Committee policy. The recommendation includes a reduction of \$1,695,900 federal funds to align the FY 2014-15 Long Bill with recent actual expenditures. The following table outlines how the recommendation was calculated.

Prevention Services Division, Nutrition Services, Women, Infants, and Children Supplemental Food Grant				
	Total Funds	General Fund	Federal Funds	FTE
FY 2013-14 Appropriation				
SB 13-230 (Long Bill)	<u>\$95,870,000</u>	<u>\$0</u>	<u>\$95,870,000</u>	<u>17.4</u>
TOTAL	\$95,870,000	\$0	\$95,870,000	17.4
FY 2014-15 Recommended Appropriation				
FY 2013-14 Appropriation	\$95,870,000	\$0	\$95,870,000	17.4
Informational funds adjustment	<u>(1,695,900)</u>	<u>0</u>	<u>(1,695,900)</u>	<u>0.0</u>
TOTAL	\$94,174,100		\$94,174,100	17.4
Increase/(Decrease)	(\$1,695,900)	\$0	(\$1,695,900)	0.0
Percentage Change	(1.8%)	0.0%	(1.8%)	0.0%

*JBC Staff Figure Setting: FY 2014-15
Staff Working Document – Does Not Represent Committee Decision*

Prevention Services Division, Nutrition Services, Women, Infants, and Children Supplemental Food Grant				
	Total Funds	General Fund	Federal Funds	FTE
FY 2014-15 Executive Request:	\$95,870,000	\$0	\$95,870,000	17.4
Request Above/(Below)				
Recommendation	\$1,695,900	n/a	\$1,695,900	0.0

Child and Adult Food Care Program

Description: The Child and Adult Food Care Program is a federally funded program that provides reimbursement for nutritious foods to participating child care centers, Head Start programs, family day care homes, and adult day care centers. Each year the program serves approximately 42,500 children and adults in more than 500 care centers and nearly 5,000 family day care homes.

Request: The Department requests an appropriation of \$24,534,900 federal funds and 8.0 FTE. The request does not include any changes from the FY 2012-13 appropriation.

Recommendation: **Staff recommends an appropriation of \$24,633,600 federal funds and 8.0 FTE**, calculated in accordance with Committee policy. The recommendation includes a reduction of \$98,700 federal funds to align the FY 2014-15 Long Bill with recent actual expenditures. The following table outlines how the recommendation was calculated.

Prevention Services Division, Nutrition Services, Child and Adult Care Food Program				
	Total Funds	General Fund	Federal Funds	FTE
FY 2013-14 Appropriation				
SB 13-230 (Long Bill)	<u>\$24,534,900</u>	<u>\$0</u>	<u>\$24,534,900</u>	<u>8.0</u>
TOTAL	\$24,534,900	\$0	\$24,534,900	8.0
FY 2014-15 Recommended Appropriation				
FY 2013-14 Appropriation	\$24,534,900	\$0	\$24,534,900	8.0
Informational funds adjustment	<u>98,700</u>	<u>0</u>	<u>98,700</u>	<u>0.0</u>
TOTAL	\$24,633,600		\$24,633,600	8.0
Increase/(Decrease)	\$98,700	\$0	\$98,700	0.0
Percentage Change	0.4%	0.0%	0.4%	0.0%
FY 2014-15 Executive Request:	\$24,534,900	\$0	\$24,534,900	8.0
Request Above/(Below)				
Recommendation	(\$98,700)	n/a	(\$98,700)	0.0

(10) HEALTH FACILITIES AND EMERGENCY SERVICES DIVISION

- Enforces through certification and inspections the standards for the operation of health care facilities, including hospitals and nursing facilities; and
- Inspects and certifies emergency medical and trauma service providers.

DIVISION REQUEST AND RECOMMENDATION SUMMARY

Health Facilities and Emergency Medical Services Division						
	Total Funds	General Fund	Cash Funds	Reappropriated Funds	Federal Funds	FTE
FY 2013-14 Appropriation						
SB 13-230 (Long Bill)	\$26,536,900	\$1,608,262	\$14,882,437	\$4,601,518	\$5,444,683	138.9
HB 14-1244 (Supplemental)	<u>91,402</u>	<u>41,402</u>	<u>50,000</u>	<u>0</u>	<u>0</u>	<u>0.6</u>
TOTAL	\$26,628,302	\$1,649,664	\$14,932,437	\$4,601,518	\$5,444,683	139.5
FY 2014-15 Recommended Appropriation						
FY 2013-14 Appropriation	\$26,628,302	\$1,649,664	\$14,932,437	\$4,601,518	\$5,444,683	139.5
Indirect costs adjustment	508,995	0	305,448	0	203,547	0.0
Transfer IDD survey staff	460,461	0	0	460,461	0	0.0
Annualize prior year budget actions	227,919	15,660	170,333	38,203	3,723	0.0
Health Facilities reorganization	0	0	0	0	0	0.0
Annualize prior year legislation	<u>(40,719)</u>	<u>(4,703)</u>	<u>(36,016)</u>	<u>0</u>	<u>0</u>	<u>(0.4)</u>
TOTAL	\$27,784,958	\$1,660,621	\$15,372,202	\$5,100,182	\$5,651,953	139.1
Increase/(Decrease)	\$1,156,656	\$10,957	\$439,765	\$498,664	\$207,270	(0.4)
Percentage Change	4.3%	0.7%	2.9%	10.8%	3.8%	(0.3%)
FY 2014-15 Executive Request:	\$26,649,864	\$1,611,389	\$14,950,348	\$4,639,721	\$5,448,406	138.5
Request Above/(Below) Recommendation	(\$1,135,094)	(\$49,232)	(\$421,854)	(\$460,461)	(\$203,547)	(0.6)

→ Division Reorganization

Request: The Department requests the creation of three new line items and the elimination of one existing line item to increase transparency of the Division's budget and better reflect the work sections of the Division.

Recommendation: **Staff recommends the Department's request.**

Analysis: Over the past couple of years there have been a number of issues regarding how effective the Division's Long Bill structure is for Legislators, staff and the general public. In response, the Department reorganized the internal structure to reflect the different areas of work the Division does and to enable increased employee cross training and work ability. As a result

of the internal reorganization and the recognition of the inadequacies of the FY 2013-14 Long Bill structure, the Division has requested the creation of an Administration line item which is consistent with all of the other Department Divisions, and the creation of two new line items to reflect the types of facilities the Division licenses and regulates. The following table illustrates the proposed structure.

Reorganization of Health Facilities Division	
Current Structure	Recommended Structure
Subdivision, Line Item	Subdivision, Line Item
(A) Licensure	(A) Operations Management
Health Facilities General Licensure Program	Administration and Operations
Medicaid Survey and Certification	
Transfer to the Department of Public Safety	(B) Health Facilities Programs
(B) Emergency Medical Services	Home and Community Survey
State EMS Coordination, Planning, and Certification Program	Acute and Long Term Care
Distributions to Regional Emergency Medical and Trauma Councils	Medicaid and Medicare Certification Program
Emergency Medical Services Provider Grants	Transfer to the Department of Public Safety
Trauma Facility Designation Program	(C) Emergency Medical Services
Federal Grants	State EMS Coordination, Planning, and Certification Program
Poison Control	Distributions to Regional Emergency Medical and Trauma Councils
(C) Indirect Cost Assessment	Trauma Facility Designation Program
	Administration and Operations Federal Grants
	Poison Control
	(D) Indirect Cost Assessment

(A) OPERATIONS MANAGEMENT

***NEW SUBDIVISION RECOMMENDED FOR FY 2014-15**

Administration and Operations

***NEW LINE ITEM RECOMMENDED FOR FY 2014-15**

Description: This line item funds the personal services and operating expenses for the administration of the Division.

Request: The Department requests an appropriation of \$2,309,175 total funds, of which \$120,563 is General Fund and 24.8 FTE. The request includes the following changes from the FY 2013-14 appropriation:

- A base increase of \$2,283,675 total funds, of which \$124,893 is General Fund and 24.8 FTE for the proposed changes to the Division's Long Bill structure (note this increase is offset by a reduction to line items from which administrative costs were appropriated in FY 2013-14); and
- An increase of \$27,500 total funds, of which \$3,500 is General Fund for the annualization of FY 2013-14 salary survey and merit pay.

Recommendation: **Staff recommends the Department's request for an appropriation of \$2,309,175 total funds of which \$120,563 is General Fund and 24.8 FTE.** The

JBC Staff Figure Setting: FY 2014-15
Staff Working Document – Does Not Represent Committee Decision

recommendation is in accordance with the recommendation to make changes to the Division's Long Bill structure. The recommendation is calculated in accordance with Committee policy and outlined in the following table.

Health Facilities and Emergency Medical Services Division, Operations Management, Administration and Operations					
	Total Funds	General Fund	Cash Funds	Federal Funds	FTE
FY 2013-14 Appropriation					
SB 13-230 (Long Bill)	<u>\$0</u>	<u>\$0</u>	<u>\$0</u>	<u>\$0</u>	<u>0.0</u>
TOTAL	\$0	\$0	\$0	\$0	0.0
FY 2014-15 Recommended Appropriation					
FY 2013-14 Appropriation	\$0	\$0	\$0	\$0	0.0
Annualize prior year budget actions	25,500	3,500	22,000	0	0.0
Health Facilities reorganization	<u>2,283,675</u>	<u>124,893</u>	<u>2,058,782</u>	<u>100,000</u>	<u>24.8</u>
TOTAL	\$2,309,175	\$128,393	\$2,080,782	\$100,000	24.8
Increase/(Decrease)	\$2,309,175	\$128,393	\$2,080,782	\$100,000	24.8
Percentage Change	0.0%	0.0%	0.0%	0.0%	0.0%

(B) HEALTH FACILITIES PROGRAMS (A) LICENSURE

***RENAMED AND RENUMBERED FOR FY 2014-15**

licenses and regulates eleven types of medical facilities Licensing activities conducted by the division include performing fitness reviews, conducting fire safety inspections, investigating complaints and conducting enforcement activities. General Fund is required pursuant to Section 25-3-103, C.R.S., so that fees paid by non-government owned facilities do not subsidize the regulation of government-owned facilities.

Home and Community Survey

***NEW LINE ITEM RECOMMENDED FOR FY 2014-15**

Description: This line item funds the licensure, regulator and surveys for home and community based providers including assisted living, home care agencies, hospice, psychiatric residential treatment, acute treatment, adult day care, and a couple of other small provider groups.

Request: The Department requests an appropriation of \$1,132,692 total fund, of which \$63,406 is General Fund and 9.4 FTE. The request includes the following changes from the FY 2013-14 appropriation:

- A base increase of \$1,098,885 total funds, of which \$60,617 is General Fund and 9.4 FTE for the proposed changes to the Division's Long Bill structure; and

JBC Staff Figure Setting: FY 2014-15
Staff Working Document – Does Not Represent Committee Decision

- An increase of \$33,807 total funds, of which \$2,792 is General Fund for the annualization of FY 2013-14 salary survey and merit pay.

Recommendation: Staff recommends the Department's request for an appropriation of **\$1,132,692 total funds of which \$63,406 is General Fund and 9.4 FTE**. The recommendation is in accordance with the recommendation to make changes to the Division's Long Bill structure. The recommendation is calculated in accordance with Committee policy and outlined in the following table.

Health Facilities and Emergency Medical Services Division, Health Facilities Programs, Home and Community Survey				
	Total Funds	General Fund	Cash Funds	FTE
FY 2013-14 Appropriation				
SB 13-230 (Long Bill)	<u>\$0</u>	<u>\$0</u>	<u>\$0</u>	<u>0.0</u>
TOTAL	\$0	\$0	\$0	0.0
FY 2014-15 Recommended Appropriation				
FY 2013-14 Appropriation	\$0	\$0	\$0	0.0
Annualize prior year budget actions	33,807	2,792	31,015	0.0
Health Facilities reorganization	<u>1,098,885</u>	<u>60,617</u>	<u>1,038,268</u>	<u>9.4</u>
TOTAL	\$1,132,692	\$63,409	\$1,069,283	9.4
Increase/(Decrease)	\$1,132,692	\$63,409	\$1,069,283	9.4
Percentage Change	0.0%	0.0%	0.0%	0.0%

Nursing Facility Survey

***NEW LINE ITEM RECOMMENDED FOR FY 2014-15**

Description: This line item funds the licensure, regulation and surveys of hospitals, nursing homes, ambulatory surgical centers, end stage renal disease (read dialysis), and clinics.

Request: The Department requests an appropriation of \$466,339 total fund, of which \$17,245 is General Fund and 5.1 FTE. The request includes the following changes from the FY 2013-14 appropriation:

- A base increase of \$479,926 total funds, of which \$15,706 is General Fund and 5.5 FTE for the proposed changes to the Division's Long Bill structure;
- A reduction of \$36,016 cash funds and 0.4 FTE for the third year costs of H.B. 12-1268 which transferred the life safety code inspection responsibilities to the Department of Public Safety; and
- An increase of \$22,429 total funds, of which \$1,538 is General Fund for the annualization of FY 2013-14 salary survey and merit pay.

Recommendation: Staff recommends the Department's request for an appropriation of **\$466,339 total funds of which \$17,245 is General Fund and 5.1 FTE.** The recommendation is in accordance with the recommendation to make changes to the Division's Long Bill structure. The recommendation is calculated in accordance with Committee policy and outlined in the following table.

Health Facilities and Emergency Medical Services Division, Health Facilities Programs, Nursing Facility Survey				
	Total Funds	General Fund	Cash Funds	FTE
FY 2013-14 Appropriation				
SB 13-230 (Long Bill)	<u>\$0</u>	<u>\$0</u>	<u>\$0</u>	<u>0.0</u>
TOTAL	\$0	\$0	\$0	0.0
FY 2014-15 Recommended Appropriation				
FY 2013-14 Appropriation	\$0	\$0	\$0	0.0
Annualize prior year legislation	(36,016)	0	(36,016)	(0.4)
Annualize prior year budget actions	22,429	1,538	20,891	0.0
Health Facilities reorganization	<u>479,926</u>	<u>15,706</u>	<u>464,220</u>	<u>5.5</u>
TOTAL	\$466,339	\$17,244	\$449,095	5.1
Increase/(Decrease)	\$466,339	\$17,244	\$449,095	5.1
Percentage Change	0.0%	0.0%	0.0%	0.0%

Health Facilities General Licensure Program

***RECOMMENDED TO BE ELIMINATED IN FY 2014-15**

Description: The Health Facilities General Licensure Program including, hospices, community clinics, and mental health centers.

Request: The Department requests no appropriation for this line item in accordance with the changes to the Division Long Bill structure.

Recommendation: Staff recommends no appropriation for this line item in accordance with the recommendation to make the three changes to the Division's Long Bill structure.

Health Facilities and Emergency Medical Services Division, Health Facilities Programs, Health Facilities General Licensure Program				
	Total Funds	General Fund	Cash Funds	FTE
FY 2013-14 Appropriation				
SB 13-230 (Long Bill)	<u>\$3,349,969</u>	<u>\$193,386</u>	<u>\$3,156,583</u>	<u>32.9</u>
TOTAL	\$3,349,969	\$193,386	\$3,156,583	32.9

JBC Staff Figure Setting: FY 2014-15
Staff Working Document – Does Not Represent Committee Decision

Health Facilities and Emergency Medical Services Division, Health Facilities Programs, Health Facilities General Licensure Program				
	Total Funds	General Fund	Cash Funds	FTE
FY 2014-15 Recommended Appropriation				
FY 2013-14 Appropriation	\$3,349,969	\$193,386	\$3,156,583	32.9
Annualize prior year legislation	(40,719)	(4,703)	(36,016)	(0.4)
Annualize prior year budget actions	74,236	7,830	66,406	0.0
Health Facilities reorganization	<u>(3,383,486)</u>	<u>(196,513)</u>	<u>(3,186,973)</u>	<u>(32.5)</u>
TOTAL	\$0	\$0	\$0	0.0
Increase/(Decrease)	(\$3,349,969)	(\$193,386)	(\$3,156,583)	(32.9)
Percentage Change	(100.0%)	(100.0%)	(100.0%)	(100.0%)

Medicaid/Medicare Certification Program

Description: This Program certifies nursing homes and hospitals so they are qualified to receive federal Medicaid and Medicare payments. Medicaid reappropriated funds pay for certification of facilities caring for Medicaid patients and originated in the Department of Health Care Policy and Financing. The federal Medicare funds pay for certification of facilities caring for Medicare patients. The federal match rate for Medicaid certification funds varies depending upon the type of activity the certification program is engaged and averages a 35.0 percent to 65.0 percent state to federal split.

Request: The Department requests an appropriation of \$7,779,685 total funds, of which \$1,314,594 is net General Fund and 87.4 FTE. The request includes an increase for the annualization of FY 2013-14 salary survey and merit pay.

Recommendation: **Staff recommends an appropriation of \$8,240,146 total funds of which \$1,475,755 is net General Fund and 92.4 FTE. The recommendation includes the following changes from the FY 2013-14 appropriation:**

- An increase of \$34,480 Medicaid reappropriated funds for the annualization of FY 2013-14 salary survey and merit pay; and
- An increase of \$460,461 Medicaid reappropriated funds, of which \$161,161 is net General Fund for the transfer of the IDD community services staff from the Department of Health Care Policy and Financing. Note this amount includes an increase of \$24,300 Medicaid reappropriated funds for program quality reviews will be used for provider surveys, licensing and certification; and

The recommendation is calculated in accordance with Committee policy and outlined in the following table.

JBC Staff Figure Setting: FY 2014-15
Staff Working Document – Does Not Represent Committee Decision

Health Facilities and Emergency Medical Services Division, Health Facilities Programs, Medicaid/Medicare Certification Program					
	Total Funds	General Fund	Reappropriated Funds	Federal Funds	FTE
FY 2013-14 Appropriation					
SB 13-230 (Long Bill)	<u>\$7,745,205</u>	<u>\$0</u>	<u>\$3,708,224</u>	<u>\$4,036,981</u>	<u>87.4</u>
TOTAL	\$7,745,205	\$0	\$3,708,224	\$4,036,981	87.4
FY 2014-15 Recommended Appropriation					
FY 2013-14 Appropriation	\$7,745,205	\$0	\$3,708,224	\$4,036,981	87.4
Annualize prior year budget actions	34,480	0	34,480	0	0.0
Transfer IDD survey staff	<u>460,461</u>	<u>0</u>	<u>460,461</u>	<u>0</u>	<u>0.0</u>
TOTAL	\$8,240,146		\$4,203,165	\$4,036,981	87.4
Increase/(Decrease)	\$494,941	\$0	\$494,941	\$0	0.0
Percentage Change	6.4%	0.0%	13.3%	0.0%	0.0%
FY 2014-15 Executive Request:	\$7,779,685	\$0	\$3,742,704	\$4,036,981	87.4
Request Above/(Below) Recommendation	(\$460,461)	n/a	(\$460,461)	\$0	0.0

Transfer to Department of Public Safety

Description: This line item funds the transfer of Medicaid (reappropriated funds) and Medicare funds (federal funds) to the Department of Public Safety for all the costs associated with the life safety code plan reviews and inspections of health facilities (including centrally-appropriated line items, personal services, and operating expenses). These responsibilities were transferred to the Department of Public Safety from this Department pursuant to H.B. 12-1268 and H.B. 13-1155.

Request: The Department requests an appropriation of \$639,148 total funds, of which \$327,123 is Medicaid reappropriated funds and \$312,025 is federal Medicare funds. The request includes an increase of \$7,446 total funds for the annualization of FY 2013-14 salary survey and merit pay.

Recommendation: **Staff recommendation for this line item is pending finalization of the figures in the Department of Public Safety.** Staff requests permission to adjust the line based on the Committees action.

(C) EMERGENCY MEDICAL SERVICES

State EMS Coordination, Planning and Certification Program

Description: This Program oversees Colorado's Emergency Medical and Trauma Services System, which does the following:

- certifies of emergency medical technicians (EMTs);
- Provides technical assistance to local and regional emergency medical services providers and trauma centers;
- Operates the State Emergency Medical Services Advisory Council which makes recommendations to the department regarding emergency medical services and trauma system rules and allocation of funds;
- Assists the State Emergency Medical Practice Advisory Council which advises the department regarding the scope of practice for EMTs, supports the regional coordination of emergency medical and trauma care, and administers the grants program.

This program also includes the air ambulance licensure program, which licenses fixed-wing and rotor-wing ambulance services and EMS/Trauma Telecommunication Support, through which the Department transfers funding to DPA to fund a communications engineer who assists EMS agencies statewide with communications issues.

Request: The Department requests an appropriation of \$1,314,596 total funds, of which \$36,699 is General Fund and 10.6 FTE (Note the numbers pages do not includes the change related to the Division reorganization). The request includes the following changes from the FY 2013-14 appropriation:

- A base reduction of \$308,281 cash funds which are transferred to the new Administration and Operations line item;
- An increase of \$36,699 for the second year costs of S.B. 13-225 (STEMI and Stroke Designated Hospitals). This appropriation in FY 2013-14 was placed in its own line item;
- An increase of \$100,000 cash funds for the Division reorganization (this increase is offset by a reduction to the Emergency Medical Services Provider Grants line item); and
- An increase of \$23,021 cash funds for the annualization of FY 2013-14 salary survey and merit pay.

Recommendation: **Staff recommends the Department's request for an appropriation of \$1,314,596 cash funds and 10.6 FTE.** The recommendation includes including the funding for S.B. 13-225 in this line item because it is the only function funded with General Fund in this line item and there will be no loss of transparency. The recommendation is calculated in accordance with Committee policy and outline in the following table.

JBC Staff Figure Setting: FY 2014-15
Staff Working Document – Does Not Represent Committee Decision

Health Facilities and Emergency Medical Services Division, Emergency Medical Services, State EMS Coordination, Planning and Certification Program				
	Total Funds	General Fund	Cash Funds	FTE
FY 2013-14 Appropriation				
SB 13-230 (Long Bill)	<u>\$1,463,157</u>	<u>\$0</u>	<u>\$1,463,157</u>	<u>15.0</u>
TOTAL	\$1,463,157	\$0	\$1,463,157	15.0
FY 2014-15 Recommended Appropriation				
FY 2013-14 Appropriation	\$1,463,157	\$0	\$1,463,157	15.0
Base adjustments	100,000	0	100,000	0.0
Annualize prior year legislation	(4,703)	(4,703)	0	0.0
Annualize prior year budget actions	23,021	0	23,021	0.0
Health Facilities reorganization	<u>(266,879)</u>	<u>41,402</u>	<u>(308,281)</u>	<u>(4.4)</u>
TOTAL	\$1,314,596	\$36,699	\$1,277,897	10.6
Increase/(Decrease)	(\$148,561)	\$36,699	(\$185,260)	(4.4)
Percentage Change	(10.2%)	0.0%	(12.7%)	(29.3%)
FY 2014-15 Executive Request:	\$1,593,678	\$0	\$1,593,678	15.0
Request Above/(Below)				
Recommendation	\$279,082	(\$36,699)	\$315,781	4.4

Stroke and STEMI Heart Attack Designation

Description: This line item funds the Division's work associated with the STEMI Task Force and the Stroke Advisory Board and was created by S.B. 13-225.

Request: The Department requests this line item be combined with the State EMS Coordination, Planning and Certification Program line item.

Recommendation: **Staff recommends no appropriation for this line item**, and that the funding of \$36,699 General Fund and 0.6 FTE appropriated for the second year costs for S.B. 13-225 be appropriated in the State EMS Coordination, Planning and Certification Program line item.

Health Facilities and Emergency Medical Services Division, Stroke and STEMI Heart Attack Designation			
	Total Funds	General Fund	FTE
FY 2013-14 Appropriation			
HB 14-1244 (Supplemental)	<u>\$41,402</u>	<u>\$41,402</u>	<u>0.6</u>
TOTAL	\$41,402	\$41,402	0.6

Health Facilities and Emergency Medical Services Division, Stroke and STEMI Heart Attack Designation			
	Total Funds	General Fund	FTE
FY 2014-15 Recommended Appropriation			
FY 2013-14 Appropriation	\$41,402	\$41,402	0.6
Health Facilities reorganization	<u>(41,402)</u>	<u>(41,402)</u>	<u>(0.6)</u>
TOTAL	\$0	\$0	0.0
Increase/(Decrease)	(\$41,402)	(\$41,402)	(0.6)
Percentage Change	(100.0%)	(100.0%)	(100.0%)

Distributions to Regional Emergency Medical and Trauma Councils

Description: This line item funds the distribution of funds to the state’s eleven Regional Emergency Medical and Trauma Advisory Councils (RETACs), as required by statute. RETACs are formed by the governing bodies of four or more counties having geographic proximity, and each is responsible for developing and implementing a system plan for coordinated delivery of emergency medical and trauma care within its region. Under the provisions of that assess regional needs and conduct emergency services and trauma planning. This line item provides funding for distributions to RETACs. Each RETAC has, since 2002, annually received \$75,000 plus \$15,000 for each county within the RETAC.

Request: The Department requests an appropriation of \$1,785,000 cash funds. The request does not include any changes from the FY 2013-14 appropriation.

Recommendation: **Staff recommends the Department request for an appropriation of \$1,785,000 cash funds.**

Emergency Medical Services Provider Grants

Description: This line item funds emergency medical service grants to local agencies for training, medical, and telecommunications equipment such as defibrillators, communications equipment, data collection equipment, and new vehicles. New emergency vehicles typically accounting for more that half of the dollars granted. Grants are evaluated based on need, with priority given to replacement of old systems and equipment, and applicants must provide a 50.0 percent match unless they can demonstrate financial hardship.

Request: The Department requests an appropriation of \$6,693,896 cash funds. The request includes a base reduction of \$100,000 cash funds which is moved to the State EMS Coordination, Planning and Certification Program line item as part of the changes to the Division's Long Bill structure.

Recommendation: **Staff recommends the Department's request of \$6,693,896 cash funds** in accordance with the recommended changes to the Division's Long Bill structure. The recommendation is outlined in the following table.

JBC Staff Figure Setting: FY 2014-15
Staff Working Document – Does Not Represent Committee Decision

Health Facilities and Emergency Medical Services Division, Emergency Medical Services, Emergency Medical Services Provider Grants				
	Total Funds	General Fund	Cash Funds	FTE
FY 2013-14 Appropriation				
SB 13-230 (Long Bill)	\$6,793,896	\$0	\$6,793,896	0.0
TOTAL	\$6,793,896	\$0	\$6,793,896	0.0
FY 2014-15 Recommended Appropriation				
FY 2013-14 Appropriation	\$6,793,896	\$0	\$6,793,896	0.0
Base adjustments	(100,000)	0	(100,000)	0.0
TOTAL	\$6,693,896		\$6,693,896	0.0
Increase/(Decrease)	(\$100,000)	\$0	(\$100,000)	0.0
Percentage Change	(1.5%)	0.0%	(1.5%)	0.0%
FY 2014-15 Executive Request:	\$6,693,896	\$0	\$6,693,896	0.0
Request Above/(Below)				
Recommendation	\$0		\$0	0.0

Trauma Facility Designation Program

Description: The State Board of Health and this Division have oversight of the state's trauma care system, and health care facilities have the choice of becoming a designated trauma center. Trauma Centers are designated as Level I through Level V, with Level I centers providing the most complex care. Designation level reflects the amount and type of resources available to care for a severely injured patient.

Health care facilities that choose to be "non-designated" agree to not keep trauma patients with complex injuries, or may agree to care for trauma patients, in which case they will receive site reviews and be designated by the state as Level I (highest) through Level V trauma centers. Fees charged to trauma care facilities, are set by the State Board of Health, to cover the cost of trauma facility designation, but cannot cover related costs, such as attorney fees, ongoing monitoring, provision of technical assistance, and rule making.

Request: The Department requests an appropriation of \$360,237 cash funds and 1.8 FTE (note the numbers pages do not reflect the change related to the Division reorganization). The request includes the following changes from the FY 2013-14 appropriation:

- A reduction of \$30,000 cash funds and 0.3 FTE which is moved to the Administration and Operations line item as part of the changes to the Division's Long Bill structure; and
- An increase of \$7,000 cash funds for the annualization of FY 2013-14 salary survey and merit pay.

Recommendation: **Staff recommends the Department's request for an appropriation of \$360,237 cash funds and 2.1 FTE.** The recommendation is calculated in accordance with Committee policy and is outlined in the following table.

JBC Staff Figure Setting: FY 2014-15
Staff Working Document – Does Not Represent Committee Decision

Health Facilities and Emergency Medical Services Division, Emergency Medical Services, Trauma Facility Designation Program				
	Total Funds	General Fund	Cash Funds	FTE
FY 2013-14 Appropriation				
SB 13-230 (Long Bill)	<u>\$383,237</u>	<u>\$0</u>	<u>\$383,237</u>	<u>2.1</u>
TOTAL	\$383,237	\$0	\$383,237	2.1
FY 2014-15 Recommended Appropriation				
FY 2013-14 Appropriation	\$383,237	\$0	\$383,237	2.1
Annualize prior year budget actions	7,000	0	7,000	0.0
Health Facilities reorganization	<u>(30,000)</u>	<u>0</u>	<u>(30,000)</u>	<u>(0.3)</u>
TOTAL	\$360,237		\$360,237	1.8
Increase/(Decrease)	(\$23,000)	\$0	(\$23,000)	(0.3)
Percentage Change	(6.0%)	0.0%	(6.0%)	(14.3%)
FY 2014-15 Executive Request:				
Request Above/(Below)	\$390,237	\$0	\$390,237	2.1
Recommendation	\$30,000		\$30,000	0.3

Federal Grants

Description: This line reflects federal grants received by the Division for various activities and programs.

Request: The Department requests an appropriation of \$99,400 federal funds (note the numbers pages do not include the change related to the Division reorganization). The request includes a reduction of \$100,000 federal funds and 1.5 FTE which is moved to the Administration and Operations line item as part of the changes to the Division's Long Bill structure.

Recommendation: **Staff recommends the Department's request for an appropriation of \$99,400 federal funds.** The following table outlines how the recommendation is calculated.

Health Facilities and Emergency Medical Services Division, Emergency Medical Services, Federal Grants				
	Total Funds	General Fund	Federal Funds	FTE
FY 2013-14 Appropriation				
SB 13-230 (Long Bill)	<u>\$199,400</u>	<u>\$0</u>	<u>\$199,400</u>	<u>1.5</u>
TOTAL	\$199,400	\$0	\$199,400	1.5

JBC Staff Figure Setting: FY 2014-15
Staff Working Document – Does Not Represent Committee Decision

Health Facilities and Emergency Medical Services Division, Emergency Medical Services, Federal Grants				
	Total Funds	General Fund	Federal Funds	FTE
FY 2014-15 Recommended Appropriation				
FY 2013-14 Appropriation	\$199,400	\$0	\$199,400	1.5
Health Facilities reorganization	<u>(100,000)</u>	<u>0</u>	<u>(100,000)</u>	<u>(1.5)</u>
TOTAL	\$99,400		\$99,400	0.0
Increase/(Decrease)	(\$100,000)	\$0	(\$100,000)	(1.5)
Percentage Change	(50.2%)	0.0%	(50.2%)	(100.0%)

Poison Control

Description: Under the authority of the Poison Control Act (Title 25, Article 32, C.R.S.), the Department contracts with the Rocky Mountain Poison and Drug Center, an affiliate of Denver Health, to provide a 24-hour-a-day, toll free phone number that Colorado citizens can call to obtain poison information. The hotline handles over 70,000 cases per year with the average case involving 3 or 4 calls. The phones are staffed by nurses, pharmacists and "poison-information providers." Board-certified medical toxicologists are also on call. The Center is part of the state's response plan for chemical and biological terrorism, and a nationwide monitoring system that looks for unusual patterns that could be the first sign of such an event. In addition, the Center provides statewide training for professionals and the public on prevention and proper treatment of poisonings.

Request: The Department requests an appropriation of \$1,414,876 General Fund. The request includes no changes from the FY 2013-14 appropriation.

Recommendation: **Staff recommends the Department's request for \$1,414,876 General Fund.**

(D) INDIRECT COST ASSESSMENT

Request: The Department request for this line item is simply a place holder until the FY 2014-15 indirects can be calculated based on the appropriation to all non-indirect cost assessment line items.

Recommendation: **Staff recommends an appropriation of \$3,329,453 total funds, of which \$1,656,012 is cash funds, \$569,894 is the federal component of Medicaid reappropriated funds, and \$1,103,547 is federal funds** based on the Committee's policies on centrally appropriated line items to date. Staff requests permission to adjust the line based on the Committee's final action on all centrally appropriated line items for the FY 2014-15 Long Bill.

(11) OFFICE OF EMERGENCY PREPAREDNESS AND RESPONSE

The Office develops and implements emergency response plans to enable the Department to ensure the protection of health and the medical response for victims when an emergency occurs in Colorado. The Office works to ensure the Department, local public health, and medical agencies have plans for responding to emergency events and administering medication in mass quantities to all citizens in Colorado. Additional responsibilities of the Office include:

- Training of health and medical professionals on the latest and improved response protocols, including the National Incident Management System;
- Ensuring that public health and medical programs are integrated with law enforcement, the Division of Emergency Management and other state departments critical to the state's response;
- Providing emergency preparedness education and training to Department employees, medical and public health partners;
- Ensuring the rapid receipt, storage and distribution of the Strategic National Stockpile (SNS) supplies and medication during an emergency;
- Activation of the Department Emergency Operations Center (DOC) during emergency situations;
- Coordinate and enhance the capacity of the Emergency System for Advance Registration of Volunteer Health Professionals, which enables the Colorado Hospital Preparedness Program to expand and integrate the Colorado Medical Reserve Corps to enable the preparation of volunteers for an all-hazards response;
- Fulfill responsibilities as the state lead agency for Behavioral Health during, and after an emergency event to assist individuals and communities recovering from the challenging effects of natural and human-caused disasters through the provision of community-based outreach and psycho educational services.

The amount of federal dollars this Division receives is driven by formulas that are based in part on state population, and if the state accepts the federal funds, the state must provide the required match amount.

DIVISION REQUEST AND RECOMMENDATION SUMMARY

Emergency Preparedness and Response Division				
	Total Funds	General Fund	Federal Funds	FTE
FY 2013-14 Appropriation				
SB 13-230 (Long Bill)	\$15,644,075	\$1,600,079	\$14,043,996	35.6
Other legislation	41,402	41,402	0	0.6
HB 14-1244 (Supplemental)	(41,402)	(41,402)	0	(0.6)
TOTAL	\$15,644,075	\$1,600,079	\$14,043,996	35.6
FY 2014-15 Recommended Appropriation				
FY 2013-14 Appropriation	\$15,644,075	\$1,600,079	\$14,043,996	35.6
Informational funds adjustment	1,494,500	0	1,494,500	0.0
Indirect costs adjustment	145,328	0	145,328	0.0
Annualize prior year budget actions	<u>3,310</u>	<u>3,310</u>	<u>0</u>	<u>0.0</u>
TOTAL	\$17,287,213	\$1,603,389	\$15,683,824	35.6
Increase/(Decrease)	\$1,643,138	\$3,310	\$1,639,828	0.0
Percentage Change	10.5%	0.2%	11.7%	0.0%
FY 2014-15 Executive Request:	\$15,688,787	\$1,644,791	\$14,043,996	36.2
Request Above/(Below) Recommendation	(\$1,598,426)	\$41,402	(\$1,639,828)	0.6

→ Division Name Change

Staff recommends a technical change to the name of the Division to Office of Emergency Prepared and Response. This change would align the Long Bill with the operational name of the Division.

Emergency Preparedness and Response Program

Description: This line item funds the personnel and operating expenses of the Division.

Request: The Department requests an appropriation of \$14,838,779 total funds, of which \$1,603,389 is General Fund and 35.6 FTE. The request includes an increase \$3,310 General Fund for the annualization of FY 2013-14 salary survey and merit pay.

Recommendation: **Staff recommends an appropriation of \$16,336,589, of which \$1,603,389 is General Fund and 35.6 FTE.** The recommendation includes the two following changes:

- An increase \$3,310 of General Fund for the annualization of FY 2013-14 salary survey and merit pay; and

JBC Staff Figure Setting: FY 2014-15
Staff Working Document – Does Not Represent Committee Decision

- An increase of \$1,494,500 federal funds to adjust the FY 2014-15 Long Bill to reflect recent actual expenditures.

The recommendation is calculated in accordance with Committee policy and outlined in the following table.

Emergency Preparedness and Response Division, Emergency Preparedness and Response Program				
	Total Funds	General Fund	Federal Funds	FTE
FY 2013-14 Appropriation				
SB 13-230 (Long Bill)	<u>\$14,838,779</u>	<u>\$1,600,079</u>	<u>\$13,238,700</u>	<u>35.6</u>
TOTAL	\$14,838,779	\$1,600,079	\$13,238,700	35.6
FY 2014-15 Recommended Appropriation				
FY 2013-14 Appropriation	\$14,838,779	\$1,600,079	\$13,238,700	35.6
Annualize prior year budget actions	3,310	3,310	0	0.0
Informational funds adjustment	<u>1,494,500</u>	<u>0</u>	<u>1,494,500</u>	<u>0.0</u>
TOTAL	\$16,336,589	\$1,603,389	\$14,733,200	35.6
Increase/(Decrease)	\$1,497,810	\$3,310	\$1,494,500	0.0
Percentage Change	10.1%	0.2%	11.3%	0.0%
FY 2014-15 Executive Request:	\$14,842,089	\$1,603,389	\$13,238,700	35.6
Request Above/(Below)				
Recommendation	(\$1,494,500)	\$0	(\$1,494,500)	0.0

Indirect Costs

Request: The Department request for this line item is simply a place holder until the FY 2014-15 line items in the indirect cost pool can be calculated based on the appropriation to all non-indirect cost assessment line items.

Recommendation: **Staff recommends an appropriation of \$950,624 federal funds** based on the Committee's policies on centrally appropriated line items to date. Staff requests permission to adjust the line based on the Committee's final action on all centrally appropriated line items for the FY 2014-15 Long Bill.

JBC Staff Staff Figure Setting - FY 2014-15
Staff Working Document - Does Not Represent Committee Decision

Appendix A: Number Pages

	FY 2011-12 Actual	FY 2012-13 Actual	FY 2013-14 Appropriation	FY 2014-15 Request	FY 2014-15 Recommendation
--	----------------------	----------------------	-----------------------------	-----------------------	------------------------------

<p>DEPARTMENT OF PUBLIC HEALTH AND ENVIRONMENT Dr. Larry Wolk, Executive Director</p>
--

(1) ADMINISTRATION AND SUPPORT

This division is comprised of three subdivisions: Administration, Office of Health Disparities, and Local Public Health Planning and Support.

(A) Administration

This subdivision performs operations that are common to all divisions, including accounting, budgeting, data processing, human resources, and purchasing. The appropriation for this subdivision includes money for centrally-appropriated personal services, and is primarily funded with reappropriated funds from departmental indirect cost recoveries.

Personal Services	<u>4,690,988</u>	<u>4,738,491</u>	<u>5,071,993</u>	<u>5,634,632</u>	<u>5,644,996</u> *
FTE	59.0	59.9	62.0	65.8	65.8
Reappropriated Funds	4,633,693	4,679,304	5,014,693	5,577,332	5,587,696
Federal Funds	57,295	59,187	57,300	57,300	57,300
Leave Payouts	<u>481,145</u>	<u>481,145</u>	<u>481,145</u>	<u>481,145</u>	<u>481,145</u>
Reappropriated Funds	481,145	481,145	481,145	481,145	481,145
Health, Life, and Dental	<u>1,656,762</u>	<u>3,032,873</u>	<u>4,478,614</u>	<u>8,882,059</u>	<u>4,830,340</u>
General Fund	576,203	613,200	689,576	630,642	630,642
Cash Funds	709,006	1,643,931	3,003,080	3,317,146	3,317,146
Reappropriated Funds	371,553	775,742	785,958	882,552	882,552
Federal Funds	0	0	0	4,051,719	0

JBC Staff Staff Figure Setting - FY 2014-15
Staff Working Document - Does Not Represent Committee Decision

	FY 2011-12 Actual	FY 2012-13 Actual	FY 2013-14 Appropriation	FY 2014-15 Request	FY 2014-15 Recommendation
Short-term Disability	<u>71,658</u>	<u>70,682</u>	<u>82,355</u>	<u>194,209</u>	<u>104,769</u>
General Fund	11,579	10,603	12,226	16,010	16,078
Cash Funds	45,611	45,611	54,089	70,214	70,510
Reappropriated Funds	14,468	14,468	16,040	18,105	18,181
Federal Funds	0	0	0	89,880	0
 S.B. 04-257 Amortization Equalization					
Disbursement	<u>1,131,454</u>	<u>1,368,509</u>	<u>1,595,059</u>	<u>3,638,663</u>	<u>1,963,033</u>
General Fund	180,994	189,702	234,990	299,730	301,028
Cash Funds	721,531	897,523	1,049,100	1,315,518	1,321,003
Reappropriated Funds	228,929	281,284	310,969	339,483	341,002
Federal Funds	0	0	0	1,683,932	0
 S.B. 06-235 Supplemental Amortization					
Equalization Disbursement	<u>908,448</u>	<u>1,175,282</u>	<u>1,439,394</u>	<u>3,411,247</u>	<u>1,840,344</u>
General Fund	144,468	162,245	211,391	280,997	282,214
Cash Funds	579,802	771,309	947,104	1,233,298	1,238,440
Reappropriated Funds	184,178	241,728	280,899	318,265	319,690
Federal Funds	0	0	0	1,578,687	0
 Salary Survey	<u>0</u>	<u>0</u>	<u>983,956</u>	<u>1,327,109</u>	<u>1,594,290</u>
General Fund	0	0	136,839	111,596	244,660
Cash Funds	0	0	658,504	476,908	1,072,960
Reappropriated Funds	0	0	188,613	129,526	276,670
Federal Funds	0	0	0	609,079	0

JBC Staff Staff Figure Setting - FY 2014-15
Staff Working Document - Does Not Represent Committee Decision

	FY 2011-12 Actual	FY 2012-13 Actual	FY 2013-14 Appropriation	FY 2014-15 Request	FY 2014-15 Recommendation
Merit Pay	<u>0</u>	<u>0</u>	<u>600,659</u>	<u>1,260,930</u>	<u>670,751</u>
General Fund	0	0	83,534	95,489	95,254
Cash Funds	0	0	401,985	455,643	456,144
Reappropriated Funds	0	0	115,140	119,710	119,353
Federal Funds	0	0	0	590,088	0
Shift Differential	<u>0</u>	<u>4,568</u>	<u>4,970</u>	<u>5,099</u>	<u>5,099</u>
General Fund	0	49	368	55	55
Cash Funds	0	4,519	4,602	5,044	5,044
Federal Funds	0	0	0	0	0
Workers' Compensation	<u>303,605</u>	<u>423,647</u>	<u>512,315</u>	<u>658,392</u>	<u>658,392</u>
Reappropriated Funds	303,605	423,647	512,315	658,392	658,392
Operating Expenses	<u>1,262,589</u>	<u>1,262,707</u>	<u>1,277,707</u>	<u>1,938,926</u>	<u>1,938,926</u>
Reappropriated Funds	1,262,589	1,262,707	1,277,707	1,938,926	1,938,926
Legal Services	<u>2,073,307</u>	<u>2,167,756</u>	<u>2,589,131</u>	<u>2,589,131</u>	<u>2,589,131</u>
Reappropriated Funds	2,073,307	2,167,756	2,589,131	2,589,131	2,589,131
Toxicology Unit Legal Services	<u>0</u>	<u>0</u>	<u>184,694</u>	<u>0</u>	<u>184,694</u>
General Fund	0	0	184,694	0	184,694
Administrative Law Judge Services	<u>8,651</u>	<u>1,680</u>	<u>47,493</u>	<u>7,744</u>	<u>7,744</u>
Reappropriated Funds	8,651	1,680	47,493	7,744	7,744

JBC Staff Staff Figure Setting - FY 2014-15
Staff Working Document - Does Not Represent Committee Decision

	FY 2011-12 Actual	FY 2012-13 Actual	FY 2013-14 Appropriation	FY 2014-15 Request	FY 2014-15 Recommendation
Purchase of Services from Computer Center	0	0	0	0	0
General Fund	0	0	0	0	0
Cash Funds	0	0	0	0	0
Reappropriated Funds	0	0	0	0	0
Federal Funds	0	0	0	0	0
Colorado State Network	0	0	0	0	0
Reappropriated Funds	0	0	0	0	0
Management and Administration of OIT	0	0	0	0	0
Reappropriated Funds	0	0	0	0	0
Payment to Risk Management and Property Funds	86,714	109,012	99,120	109,598	109,598
Cash Funds	9,069	0	0	0	0
Reappropriated Funds	77,645	109,012	99,120	109,598	109,598
Vehicle Lease Payments	<u>320,002</u>	<u>323,558</u>	<u>318,087</u>	<u>312,839</u>	<u>312,839</u> *
General Fund	1,081	1,081	620	620	620
Cash Funds	189,469	204,328	220,026	215,026	215,026
Reappropriated Funds	54,406	50,661	56,972	58,997	58,997
Federal Funds	75,046	67,488	40,469	38,196	38,196
Leased Space	<u>5,685,640</u>	<u>5,811,638</u>	<u>6,250,500</u>	<u>6,253,866</u>	<u>6,250,500</u>
Cash Funds	173,905	170,254	180,000	183,366	180,000
Reappropriated Funds	5,502,553	5,583,614	6,000,000	6,000,000	6,000,000
Federal Funds	9,182	57,770	70,500	70,500	70,500
Capitol Complex Leased Space	<u>31,686</u>	<u>24,873</u>	<u>35,150</u>	<u>30,452</u>	<u>30,452</u>
Reappropriated Funds	31,686	24,873	35,150	30,452	30,452

JBC Staff Staff Figure Setting - FY 2014-15
Staff Working Document - Does Not Represent Committee Decision

	FY 2011-12 Actual	FY 2012-13 Actual	FY 2013-14 Appropriation	FY 2014-15 Request	FY 2014-15 Recommendation
Communication Services Payments	<u>0</u>	<u>0</u>	<u>0</u>	<u>0</u>	<u>0</u>
Reappropriated Funds	0	0	0	0	0
COFRS Modernization	<u>0</u>	<u>0</u>	<u>0</u>	<u>699,370</u>	<u>699,370</u>
General Fund	0	0	0	0	0
Cash Funds	0	0	0	0	0
Reappropriated Funds	0	0	0	699,370	699,370
Information Technology Security	<u>0</u>	<u>0</u>	<u>0</u>	<u>0</u>	<u>0</u>
General Fund	0	0	0	0	0
Reappropriated Funds	0	0	0	0	0
Utilities	<u>523,142</u>	<u>523,107</u>	<u>563,651</u>	<u>563,651</u>	<u>563,651</u>
Cash Funds	120,832	122,884	161,324	161,324	161,324
Reappropriated Funds	390,727	389,415	390,727	390,727	390,727
Federal Funds	11,583	10,808	11,600	11,600	11,600
Building Maintenance and Repair	<u>271,858</u>	<u>271,858</u>	<u>271,858</u>	<u>271,858</u>	<u>271,858</u>
Reappropriated Funds	271,858	271,858	271,858	271,858	271,858
Reimbursement for Members of the State Board of Health	<u>4,500</u>	<u>4,300</u>	<u>4,500</u>	<u>4,500</u>	<u>4,500</u>
General Fund	4,500	4,300	4,500	4,500	4,500
Payments to OIT	<u>0</u>	<u>0</u>	<u>0</u>	<u>6,855,223</u>	<u>6,855,223</u> *
Reappropriated Funds	0	0	0	6,855,223	6,855,223

JBC Staff Staff Figure Setting - FY 2014-15
Staff Working Document - Does Not Represent Committee Decision

	FY 2011-12 Actual	FY 2012-13 Actual	FY 2013-14 Appropriation	FY 2014-15 Request	FY 2014-15 Recommendation
Indirect Costs Assessment	<u>542,440</u>	<u>272,869</u>	<u>394,161</u>	<u>489,161</u>	<u>465,294</u>
Cash Funds	302,282	77,448	205,000	300,000	246,174
Reappropriated Funds	8,325	84,149	40,000	40,000	40,000
Federal Funds	231,833	111,272	149,161	149,161	179,120
SUBTOTAL - (A) Administration	20,054,589	22,068,555	27,286,512	45,619,804	38,076,939
FTE	<u>59.0</u>	<u>59.9</u>	<u>62.0</u>	<u>65.8</u>	<u>65.8</u>
General Fund	918,825	981,180	1,558,738	1,439,639	1,759,745
Cash Funds	2,851,507	3,937,807	6,884,814	7,733,487	8,283,771
Reappropriated Funds	15,899,318	16,843,043	18,513,930	27,516,536	27,676,707
Federal Funds	384,939	306,525	329,030	8,930,142	356,716

(B) Office of Health Disparities

This subdivision is responsible for administration of the Health Disparities Grant Program, which works to overcome the differences in the quality of health care and associated health outcomes that occur in different racial and ethnic groups across Colorado. The Office is funded by 2.4 percent of the Amendment 35 Tobacco Tax revenue, and a small amount of General Fund.

Personal Services	<u>261,664</u>	<u>271,569</u>	<u>271,569</u>	<u>280,678</u>	<u>280,678</u>
FTE	3.6	3.5	4.3	4.3	4.3
General Fund	49,323	50,539	50,539	52,564	52,564
Cash Funds	0	0	221,030	228,114	228,114
Reappropriated Funds	212,341	221,030	0	0	0
Operating Expenses	<u>25,065</u>	<u>28,915</u>	<u>65,579</u>	<u>65,579</u>	<u>65,579</u>
General Fund	6,672	6,672	6,672	6,672	6,672
Cash Funds	0	0	58,907	58,907	58,907
Reappropriated Funds	18,393	22,243	0	0	0

JBC Staff Staff Figure Setting - FY 2014-15
Staff Working Document - Does Not Represent Committee Decision

	FY 2011-12 Actual	FY 2012-13 Actual	FY 2013-14 Appropriation	FY 2014-15 Request	FY 2014-15 Recommendation
Health Disparities Grants	<u>3,714,989</u>	<u>2,510,054</u>	<u>3,699,149</u>	<u>3,699,149</u>	<u>3,935,731</u>
Cash Funds	0	0	3,699,149	3,699,149	3,935,731
Reappropriated Funds	3,714,989	2,510,054	0	0	0
SUBTOTAL - (B) Office of Health Disparities	4,001,718	2,810,538	4,036,297	4,045,406	4,281,988
FTE	<u>3.6</u>	<u>3.5</u>	<u>4.3</u>	<u>4.3</u>	<u>4.3</u>
General Fund	55,995	57,211	57,211	59,236	59,236
Cash Funds	0	0	3,979,086	3,986,170	4,222,752
Reappropriated Funds	3,945,723	2,753,327	0	0	0

(C) Local Public Health Planning and Support

The Department provides local public health agencies with planning, technical, and financial support to ensure that local public health agencies are able to effectively deliver health and environmental services. This subdivision is funded primarily with General Fund and cash funds from the Public Health Services Support Fund.

Assessment, Planning, and Support Program	<u>541,086</u>	<u>575,112</u>	<u>666,855</u>	<u>535,656</u>	<u>535,656</u>
FTE	6.3	5.4	8.4	8.4	8.4
General Fund	304,195	308,652	308,652	316,756	316,756
Cash Funds	18,014	63,113	139,303	0	0
Federal Funds	218,877	203,347	218,900	218,900	218,900
Distributions to Local Public Health Agencies	<u>7,981,128</u>	<u>7,924,218</u>	<u>8,513,222</u>	<u>8,513,222</u>	<u>8,552,223</u>
General Fund	5,935,190	5,935,188	6,531,478	6,531,478	6,531,478
Cash Funds	2,045,938	1,989,030	1,981,744	1,981,744	2,020,745
Environmental Health Services Not Provided by Local Health Departments	<u>239,324</u>	<u>241,239</u>	<u>0</u>	<u>0</u>	<u>0</u>
General Fund	239,324	241,239	0	0	0

JBC Staff Staff Figure Setting - FY 2014-15
Staff Working Document - Does Not Represent Committee Decision

	FY 2011-12 Actual	FY 2012-13 Actual	FY 2013-14 Appropriation	FY 2014-15 Request	FY 2014-15 Recommendation
Distributions to Local Public Health Agencies for Provisions of Public and Environmental Health Services	<u>0</u>	<u>0</u>	<u>0</u>	<u>0</u>	<u>0</u>
General Fund	0	0	0	0	0
Cash Funds	0	0	0	0	0
Non-Appropriated Federal Funds	<u>0</u>	<u>0</u>	<u>0</u>	<u>0</u>	<u>0</u>
FTE	0.0	0.0	0.0	0.0	0.0
Federal Funds	0	0	0	0	0
SUBTOTAL - (C) Local Public Health Planning and Support	8,761,538	8,740,569	9,180,077	9,048,878	9,087,879
<i>FTE</i>	<u>6.3</u>	<u>5.4</u>	<u>8.4</u>	<u>8.4</u>	<u>8.4</u>
General Fund	6,478,709	6,485,079	6,840,130	6,848,234	6,848,234
Cash Funds	2,063,952	2,052,143	2,121,047	1,981,744	2,020,745
Federal Funds	218,877	203,347	218,900	218,900	218,900
TOTAL - (1) Administration and Support	32,817,845	33,619,662	40,502,886	58,714,088	51,446,806
<i>FTE</i>	<u>68.9</u>	<u>68.8</u>	<u>74.7</u>	<u>78.5</u>	<u>78.5</u>
General Fund	7,453,529	7,523,470	8,456,079	8,347,109	8,667,215
Cash Funds	4,915,459	5,989,950	12,984,947	13,701,401	14,527,268
Reappropriated Funds	19,845,041	19,596,370	18,513,930	27,516,536	27,676,707
Federal Funds	603,816	509,872	547,930	9,149,042	575,616

JBC Staff Figure Setting - FY 2014-15
Staff Working Document - Does Not Represent Committee Decision

	FY 2011-12 Actual	FY 2012-13 Actual	FY 2013-14 Appropriation	FY 2014-15 Request	FY 2014-15 Recommendation
--	----------------------	----------------------	-----------------------------	-----------------------	------------------------------

(2) CENTER FOR HEALTH AND ENVIRONMENTAL INFORMATION

This division is comprised of four subdivisions: Health Statistics and Vital Records, Medical Marijuana Registry, Information Technology Services, and Indirect Cost Assessment.

(A) Health Statistics and Vital Records

This subdivision is responsible for the maintenance of Colorado birth, death, marriage, divorce, and other vital records and issues related certificates. The subdivision administers the Voluntary Adoption Registry, which facilitates voluntary contact between Colorado-born adoptees 18 years of age and older and their birth parents. Staff provide education and training on vital records rules, regulations and statutes to individuals and local public health agencies. Data users include the Center for Disease Control, local public health agencies, and epidemiologists. This subdivision is primarily funded with cash funds from the Vital Statistics Records Cash Fund and federal funds.

Personal Services	<u>3,114,317</u>	<u>3,161,369</u>	<u>3,138,183</u>	<u>3,273,032</u>	<u>3,273,032</u>
FTE	49.1	57.6	49.2	49.2	49.2
Cash Funds	1,761,775	1,779,745	1,779,796	1,914,645	1,914,645
Reappropriated Funds	0	5,393	5,887	5,887	5,887
Federal Funds	1,352,542	1,376,231	1,352,500	1,352,500	1,352,500
Operating Expenses	<u>320,121</u>	<u>422,018</u>	<u>835,368</u>	<u>939,270</u>	<u>862,970</u>
Cash Funds	50,253	228,450	565,468	669,370	669,370
Federal Funds	269,868	193,568	269,900	269,900	193,600

SUBTOTAL - (A) Health Statistics and Vital Records	3,434,438	3,583,387	3,973,551	4,212,302	4,136,002
FTE	<u>49.1</u>	<u>57.6</u>	<u>49.2</u>	<u>49.2</u>	<u>49.2</u>
Cash Funds	1,812,028	2,008,195	2,345,264	2,584,015	2,584,015
Reappropriated Funds	0	5,393	5,887	5,887	5,887
Federal Funds	1,622,410	1,569,799	1,622,400	1,622,400	1,546,100

JBC Staff Staff Figure Setting - FY 2014-15
Staff Working Document - Does Not Represent Committee Decision

	FY 2011-12 Actual	FY 2012-13 Actual	FY 2013-14 Appropriation	FY 2014-15 Request	FY 2014-15 Recommendation
--	----------------------	----------------------	-----------------------------	-----------------------	------------------------------

(B) Medical Marijuana Registry

The Department is required to administer the Medical Marijuana Registry, which serves as the state database for all individuals who have satisfied the medical requirements to use medical marijuana and have paid the Medical Marijuana Registry fee. The Medical Marijuana Registry is entirely cash funded by the Medical Marijuana Program Cash Fund and was not impacted by any of the 2013 Session legislation on the implementation of Amendment 64.

Personal Services	<u>1,919,021</u>	<u>1,928,191</u>	<u>1,928,192</u>	<u>1,986,436</u>	<u>1,986,436</u>
FTE	25.9	31.4	25.9	25.9	25.9
Cash Funds	1,919,021	1,928,191	1,928,192	1,986,436	1,986,436
Operating Expenses	<u>264,693</u>	<u>84,350</u>	<u>172,110</u>	<u>172,110</u>	<u>172,110</u>
Cash Funds	264,693	84,350	172,110	172,110	172,110
Transfer to Department of Regulatory Agencies for Medical Marijuana	<u>0</u>	<u>0</u>	<u>0</u>	<u>0</u>	<u>0</u>
Cash Funds	0	0	0	0	0

SUBTOTAL - (B) Medical Marijuana Registry	2,183,714	2,012,541	2,100,302	2,158,546	2,158,546
FTE	<u>25.9</u>	<u>31.4</u>	<u>25.9</u>	<u>25.9</u>	<u>25.9</u>
Cash Funds	2,183,714	2,012,541	2,100,302	2,158,546	2,158,546

(C) Information Technology Services

This subdivision contains the centrally appropriated information technology line items for services provided the Governor's Office of Information Technology to the Department. This subdivision is primarily funded by departmental indirect cost recoveries and federal funds.

Personal Services	<u>205,504</u>	<u>263,750</u>	<u>320,931</u>	<u>0</u>	<u>0</u>
FTE	1.9	1.8	2.8	0.0	0.0
Cash Funds	24,845	22,849	70,849	0	0
Reappropriated Funds	180,659	240,901	250,082	0	0

JBC Staff Staff Figure Setting - FY 2014-15
Staff Working Document - Does Not Represent Committee Decision

	FY 2011-12 Actual	FY 2012-13 Actual	FY 2013-14 Appropriation	FY 2014-15 Request	FY 2014-15 Recommendation
Operating Expenses	<u>763,975</u>	<u>765,146</u>	<u>765,146</u>	<u>0</u>	<u>0</u>
Cash Funds	103,927	103,927	103,927	0	0
Reappropriated Funds	660,048	661,219	661,219	0	0
Purchase of Services from Computer Center	<u>4,711,006</u>	<u>5,279,004</u>	<u>5,218,032</u>	<u>0</u>	<u>0</u>
General Fund	283,248	302,199	234,946	0	0
Cash Funds	695,918	750,425	872,692	0	0
Reappropriated Funds	1,976,511	2,751,575	2,331,526	0	0
Federal Funds	1,755,329	1,474,805	1,778,868	0	0
Multiuse Network Payments	<u>687,082</u>	<u>648,930</u>	<u>641,970</u>	<u>0</u>	<u>0</u>
General Fund	0	0	0	0	0
Cash Funds	0	0	0	0	0
Reappropriated Funds	480,741	448,730	641,970	0	0
Federal Funds	206,341	200,200	0	0	0
Management and Administration of OIT	<u>524,564</u>	<u>341,279</u>	<u>352,987</u>	<u>0</u>	<u>0</u>
Cash Funds	22,305	6,431	0	0	0
Reappropriated Funds	418,372	258,424	352,987	0	0
Federal Funds	83,887	76,424	0	0	0
Communication Services Payments	<u>6,898</u>	<u>28,273</u>	<u>16,691</u>	<u>0</u>	<u>0</u>
Reappropriated Funds	6,898	28,273	16,691	0	0
COFRS Modernziation	<u>0</u>	<u>609,540</u>	<u>699,370</u>	<u>0</u>	<u>0</u>
General Fund	0	363,931	417,565	0	0
Cash Funds	0	245,609	0	0	0
Reappropriated Funds	0	0	0	0	0

JBC Staff Staff Figure Setting - FY 2014-15
Staff Working Document - Does Not Represent Committee Decision

	FY 2011-12 Actual	FY 2012-13 Actual	FY 2013-14 Appropriation	FY 2014-15 Request	FY 2014-15 Recommendation
Information Technology Security	0	0	65,049	0	0
General Fund	0	0	2,478	0	0
Reappropriated Funds	0	0	62,571	0	0

SUBTOTAL - (C) Information Technology					
Services	6,899,029	7,935,922	8,080,176	0	0
<i>FTE</i>	<u>1.9</u>	<u>1.8</u>	<u>2.8</u>	<u>0.0</u>	<u>0.0</u>
General Fund	283,248	666,130	654,989	0	0
Cash Funds	846,995	1,129,241	1,329,273	0	0
Reappropriated Funds	3,723,229	4,389,122	4,317,046	0	0
Federal Funds	2,045,557	1,751,429	1,778,868	0	0

(D) Indirect Cost Assessment

Indirect Cost Assessment	<u>1,495,430</u>	<u>1,563,141</u>	<u>1,731,469</u>	<u>831,469</u>	<u>2,043,939</u>
Cash Funds	789,689	943,899	1,200,000	300,000	1,420,554
Reappropriated Funds	15,564	13,385	31,369	31,369	31,369
Federal Funds	690,177	605,857	500,100	500,100	592,016
SUBTOTAL - (D) Indirect Cost Assessment	1,495,430	1,563,141	1,731,469	831,469	2,043,939
<i>FTE</i>	<u>0.0</u>	<u>0.0</u>	<u>0.0</u>	<u>0.0</u>	<u>0.0</u>
Cash Funds	789,689	943,899	1,200,000	300,000	1,420,554
Reappropriated Funds	15,564	13,385	31,369	31,369	31,369
Federal Funds	690,177	605,857	500,100	500,100	592,016

JBC Staff Staff Figure Setting - FY 2014-15
Staff Working Document - Does Not Represent Committee Decision

	FY 2011-12 Actual	FY 2012-13 Actual	FY 2013-14 Appropriation	FY 2014-15 Request	FY 2014-15 Recommendation
TOTAL - (2) Center for Health and Environmental Information	14,012,611	15,094,991	15,885,498	7,202,317	8,338,487
<i>FTE</i>	<u>76.9</u>	<u>90.8</u>	<u>77.9</u>	<u>75.1</u>	<u>75.1</u>
General Fund	283,248	666,130	654,989	0	0
Cash Funds	5,632,426	6,093,876	6,974,839	5,042,561	6,163,115
Reappropriated Funds	3,738,793	4,407,900	4,354,302	37,256	37,256
Federal Funds	4,358,144	3,927,085	3,901,368	2,122,500	2,138,116

JBC Staff Staff Figure Setting - FY 2014-15
Staff Working Document - Does Not Represent Committee Decision

	FY 2011-12 Actual	FY 2012-13 Actual	FY 2013-14 Appropriation	FY 2014-15 Request	FY 2014-15 Recommendation
--	----------------------	----------------------	-----------------------------	-----------------------	------------------------------

(3) LABORATORY SERVICES

This division is comprised of the: Director's Office, Chemistry and Microbiology Section, and the Certification Section. The Director's Office provides managerial and administrative support to the other sections. The Chemistry and Microbiology Section performs the following activities: analysis of blood and tissue specimens, testing for newborn genetic disorders, diagnostic testing for bacterial diseases, analysis for disease outbreaks, and water and environmental testing. The Certification Section certifies private medical laboratories, state and local law enforcement breath-alcohol testing devices (intoxilyzers), and environmental laboratories, including water testing laboratories, and on-site dairy laboratories. This division is primarily funded with cash funds from the Newborn Screening and Genetic Counseling Cash Fund, the Laboratory Cash Fund, the Law Enforcement Assistance Fund, and federal funds.

Director's Office	<u>494,431</u>	<u>494,964</u>	<u>494,971</u>	<u>504,971</u>	<u>504,971</u>
FTE	5.7	5.3	5.5	5.5	5.5
Cash Funds	478,949	494,964	494,971	504,971	504,971
Federal Funds	15,482	0	0	0	0
 Chemistry and Microbiology Personal Services	 <u>4,829,858</u>	 <u>4,534,983</u>	 <u>5,569,263</u>	 <u>5,591,205</u>	 <u>4,655,653</u>
FTE	57.7	62.4	58.7	57.7	57.7
General Fund	817,785	743,573	743,576	766,774	793,522
Cash Funds	1,936,161	2,378,415	2,445,578	2,444,322	2,448,322
Reappropriated Funds	89,309	92,650	93,509	93,509	93,509
Federal Funds	1,986,603	1,320,345	2,286,600	2,286,600	1,320,300
 Chemistry and Microbiology Operating Expenses	 <u>3,859,169</u>	 <u>3,856,907</u>	 <u>4,296,063</u>	 <u>4,275,610</u>	 <u>4,331,576</u>
General Fund	314,813	314,817	314,817	314,817	411,611
Cash Funds	2,581,243	2,840,316	2,919,373	2,898,920	3,006,173
Reappropriated Funds	140,115	46,491	238,873	238,873	238,873
Federal Funds	822,998	655,283	823,000	823,000	674,919

JBC Staff Staff Figure Setting - FY 2014-15
Staff Working Document - Does Not Represent Committee Decision

	FY 2011-12 Actual	FY 2012-13 Actual	FY 2013-14 Appropriation	FY 2014-15 Request	FY 2014-15 Recommendation
Certification	<u>1,989,845</u>	<u>1,189,026</u>	<u>807,963</u>	<u>817,963</u>	<u>1,211,355</u>
FTE	10.8	10.8	11.0	11.0	11.0
Cash Funds	565,913	572,711	584,063	594,063	595,055
Reappropriated Funds	1,200,000	0	0	0	0
Federal Funds	223,932	616,315	223,900	223,900	616,300
Indirect Cost Assessment	<u>1,423,520</u>	<u>1,650,954</u>	<u>1,850,000</u>	<u>1,900,000</u>	<u>2,183,861</u>
Cash Funds	905,266	1,299,656	1,450,000	1,500,000	1,711,675
Reappropriated Funds	1,693	0	0	0	0
Federal Funds	516,561	351,298	400,000	400,000	472,186
TOTAL - (3) Laboratory Services	12,596,823	11,726,834	13,018,260	13,089,749	12,887,416
FTE	<u>74.2</u>	<u>78.5</u>	<u>75.2</u>	<u>74.2</u>	<u>74.2</u>
General Fund	1,132,598	1,058,390	1,058,393	1,081,591	1,205,133
Cash Funds	6,467,532	7,586,062	7,893,985	7,942,276	8,266,196
Reappropriated Funds	1,431,117	139,141	332,382	332,382	332,382
Federal Funds	3,565,576	2,943,241	3,733,500	3,733,500	3,083,705

JBC Staff Staff Figure Setting - FY 2014-15
Staff Working Document - Does Not Represent Committee Decision

	FY 2011-12 Actual	FY 2012-13 Actual	FY 2013-14 Appropriation	FY 2014-15 Request	FY 2014-15 Recommendation
--	----------------------	----------------------	-----------------------------	-----------------------	------------------------------

(4) AIR POLLUTION CONTROL DIVISION

This division is comprised of four subdivisions: Administration, Technical Services, Mobile Sources, and Stationary Sources. The division's major sources of cash funds are fees charged for air pollution permits and inspections.

(A) Administration

This subdivision provides administrative support to the Air Quality Control Commission and manages the implementation of air programs by the other subdivisions.

Program Costs	<u>415,425</u>	<u>414,280</u>	<u>422,883</u>	<u>422,883</u>	<u>436,051</u>
FTE	3.7	3.8	4.5	4.5	4.5
Cash Funds	282,804	290,282	290,283	290,283	303,451
Federal Funds	132,621	123,998	132,600	132,600	132,600
Indirect Cost Assessment	<u>2,584,221</u>	<u>2,919,783</u>	<u>3,450,000</u>	<u>3,100,000</u>	<u>4,072,606</u>
Cash Funds	1,923,566	2,366,447	2,850,000	2,500,000	3,364,327
Federal Funds	660,655	553,336	600,000	600,000	708,279

SUBTOTAL - (A) Administration	2,999,646	3,334,063	3,872,883	3,522,883	4,508,657
FTE	<u>3.7</u>	<u>3.8</u>	<u>4.5</u>	<u>4.5</u>	<u>4.5</u>
Cash Funds	2,206,370	2,656,729	3,140,283	2,790,283	3,667,778
Federal Funds	793,276	677,334	732,600	732,600	840,879

(B) Technical Services

This subdivision houses the Air Quality Monitoring; Modeling and Analysis; and Visibility and Risk Assessment programs.

Personal Services	<u>2,998,398</u>	<u>3,061,145</u>	<u>3,160,951</u>	<u>3,222,651</u>	<u>3,122,851</u>
FTE	33.5	35.4	34.7	34.7	34.7
Cash Funds	1,818,871	1,981,450	1,981,451	2,043,151	2,043,151
Federal Funds	1,179,527	1,079,695	1,179,500	1,179,500	1,079,700

JBC Staff Staff Figure Setting - FY 2014-15
Staff Working Document - Does Not Represent Committee Decision

	FY 2011-12 Actual	FY 2012-13 Actual	FY 2013-14 Appropriation	FY 2014-15 Request	FY 2014-15 Recommendation
Operating Expenses	<u>476,813</u>	<u>643,144</u>	<u>493,981</u>	<u>493,981</u>	<u>657,881</u>
Cash Funds	300,241	302,601	317,381	317,381	317,381
Federal Funds	176,572	340,543	176,600	176,600	340,500
Local Contracts	<u>1,387,765</u>	<u>766,437</u>	<u>1,636,221</u>	<u>1,636,221</u>	<u>802,238</u>
Cash Funds	567,638	531,803	816,121	816,121	567,638
Federal Funds	820,127	234,634	820,100	820,100	234,600
Front Range Air Pollution and Photochemistry Experiment	<u>0</u>	<u>0</u>	<u>2,000,000</u>	<u>0</u>	<u>0</u>
General Fund	0	0	540,000	0	0
Cash Funds	0	0	1,460,000	0	0
SUBTOTAL - (B) Technical Services	4,862,976	4,470,726	7,291,153	5,352,853	4,582,970
FTE	<u>33.5</u>	<u>35.4</u>	<u>34.7</u>	<u>34.7</u>	<u>34.7</u>
General Fund	0	0	540,000	0	0
Cash Funds	2,686,750	2,815,854	4,574,953	3,176,653	2,928,170
Federal Funds	2,176,226	1,654,872	2,176,200	2,176,200	1,654,800

(C) Mobile Sources

This subdivision is comprised of the Research and Support Program which contains three subprograms: (1) the High Altitude Testing Program; (2) the Oxygenated Fuel Program; and (3) the Clean Fuel Fleet Program. The subdivision also contains the Inspection and Maintenance Program which works to reduce motor vehicle-related pollution through the inspection and emissions-related repair of motor vehicles. Emissions testing of gas and diesel powered vehicles is required when registering, renewing registrations, or selling vehicles within the program areas along Colorado's Front Range.

Personal Services	<u>2,624,315</u>	<u>2,502,033</u>	<u>2,657,694</u>	<u>2,727,695</u>	<u>2,571,995</u>
FTE	29.5	28.0	29.3	29.3	29.3
Cash Funds	2,297,666	2,331,093	2,331,094	2,401,095	2,401,095
Federal Funds	326,649	170,940	326,600	326,600	170,900

JBC Staff Staff Figure Setting - FY 2014-15
Staff Working Document - Does Not Represent Committee Decision

	FY 2011-12 Actual	FY 2012-13 Actual	FY 2013-14 Appropriation	FY 2014-15 Request	FY 2014-15 Recommendation
Operating Expenses	<u>331,452</u>	<u>355,390</u>	<u>393,379</u>	<u>393,379</u>	<u>451,927</u>
Cash Funds	265,400	230,781	327,327	327,327	327,327
Federal Funds	66,052	124,609	66,052	66,052	124,600
Diesel Inspection/Maintenance Program	<u>629,662</u>	<u>642,816</u>	<u>642,817</u>	<u>650,817</u>	<u>650,817</u>
FTE	6.6	6.6	6.6	6.6	6.6
Cash Funds	629,662	642,816	642,817	650,817	650,817
Mechanic Certification Program	<u>2,036</u>	<u>650</u>	<u>7,000</u>	<u>7,000</u>	<u>7,000</u>
Cash Funds	2,036	650	7,000	7,000	7,000
Local Grants	<u>61,289</u>	<u>70,229</u>	<u>77,597</u>	<u>77,597</u>	<u>77,597</u>
Cash Funds	61,289	70,229	77,597	77,597	77,597
SUBTOTAL - (C) Mobile Sources	3,648,754	3,571,118	3,778,487	3,856,488	3,759,336
FTE	<u>36.1</u>	<u>34.6</u>	<u>35.9</u>	<u>35.9</u>	<u>35.9</u>
Cash Funds	3,256,053	3,275,569	3,385,835	3,463,836	3,463,836
Federal Funds	392,701	295,549	392,652	392,652	295,500

(D) Stationary Sources

This subdivision is responsible for controlling and reducing air pollutants from stationary sources (i.e., factories, power plants, wood stoves, etc.). The staff permit, monitor, and inspect stationary sources that emit air pollutants. The subdivision houses the following three programs: the Inventory and Support Services Program, the Permits and Compliance Assurance Program, and the Hazardous and Toxic Control Program.

Personal Services	<u>6,364,764</u>	<u>7,373,068</u>	<u>7,768,074</u>	<u>7,917,833</u>	<u>7,861,333</u>
FTE	83.4	91.7	97.3	97.3	97.3
General Fund	0	0	338,483	344,886	344,886
Cash Funds	4,859,564	5,924,391	5,924,391	6,067,747	6,067,747
Federal Funds	1,505,200	1,448,677	1,505,200	1,505,200	1,448,700

JBC Staff Staff Figure Setting - FY 2014-15
Staff Working Document - Does Not Represent Committee Decision

	FY 2011-12 Actual	FY 2012-13 Actual	FY 2013-14 Appropriation	FY 2014-15 Request	FY 2014-15 Recommendation
Operating Expenses	<u>408,364</u>	<u>800,325</u>	<u>618,737</u>	<u>562,537</u>	<u>622,837</u>
General Fund	0	0	156,390	100,190	100,190
Cash Funds	345,563	461,701	399,547	399,547	399,547
Federal Funds	62,801	338,624	62,800	62,800	123,100
Local Contracts	<u>750,077</u>	<u>788,878</u>	<u>820,567</u>	<u>820,567</u>	<u>820,567</u>
Cash Funds	651,575	687,994	722,067	722,067	722,067
Federal Funds	98,502	100,884	98,500	98,500	98,500
Preservation of the Ozone Layer	<u>220,771</u>	<u>207,552</u>	<u>228,739</u>	<u>228,739</u>	<u>233,149</u>
FTE	2.0	1.8	2.0	2.0	2.0
Cash Funds	220,771	207,552	228,739	228,739	233,149
Air Quality Dispersion Study	<u>0</u>	<u>0</u>	<u>590,086</u>	<u>378,152</u>	<u>378,152</u>
Cash Funds	0	0	590,086	378,152	378,152
SUBTOTAL - (D) Stationary Sources	7,743,976	9,169,823	10,026,203	9,907,828	9,916,038
FTE	<u>85.4</u>	<u>93.5</u>	<u>99.3</u>	<u>99.3</u>	<u>99.3</u>
General Fund	0	0	494,873	445,076	445,076
Cash Funds	6,077,473	7,281,638	7,864,830	7,796,252	7,800,662
Federal Funds	1,666,503	1,888,185	1,666,500	1,666,500	1,670,300
TOTAL - (4) Air Pollution Control Division	19,255,352	20,545,730	24,968,726	22,640,052	22,767,001
FTE	<u>158.7</u>	<u>167.3</u>	<u>174.4</u>	<u>174.4</u>	<u>174.4</u>
General Fund	0	0	1,034,873	445,076	445,076
Cash Funds	14,226,646	16,029,790	18,965,901	17,227,024	17,860,446
Federal Funds	5,028,706	4,515,940	4,967,952	4,967,952	4,461,479

JBC Staff Staff Figure Setting - FY 2014-15
Staff Working Document - Does Not Represent Committee Decision

	FY 2011-12 Actual	FY 2012-13 Actual	FY 2013-14 Appropriation	FY 2014-15 Request	FY 2014-15 Recommendation
--	----------------------	----------------------	-----------------------------	-----------------------	------------------------------

(5) WATER QUALITY CONTROL DIVISION

This division is comprised of the Clean Water Program and the Drinking Water Program. The division's major sources of cash funds are fees charged for water quality permits, and reappropriated funds from the Department of Agriculture for groundwater protection.

(A) Administration

This subdivision, as requested for FY 2014-14 would provide funding for division-wide administrative and management support services.

Administration Program	0	0	0	0	0
General Fund	0	0	0	0	0
Reappropriated Funds	0	0	0	0	0
Personal Services	<u>1,103,785</u>	<u>1,051,594</u>	0	0	0
FTE	14.3	13.5	0.0	0.0	0.0
General Fund	558,548	695,507	0	0	0
Cash Funds	187,445	208,430	0	0	0
Federal Funds	357,792	147,657	0	0	0
Operating Expenses	<u>22,603</u>	<u>20,446</u>	0	0	0
General Fund	18,747	18,747	0	0	0
Cash Funds	3,459	1,638	0	0	0
Federal Funds	397	61	0	0	0

SUBTOTAL - (A) Administration	1,126,388	1,072,040	0	0	0
FTE	<u>14.3</u>	<u>13.5</u>	<u>0.0</u>	<u>0.0</u>	<u>0.0</u>
General Fund	577,295	714,254	0	0	0
Cash Funds	190,904	210,068	0	0	0
Reappropriated Funds	0	0	0	0	0
Federal Funds	358,189	147,718	0	0	0

JBC Staff Staff Figure Setting - FY 2014-15
Staff Working Document - Does Not Represent Committee Decision

	FY 2011-12 Actual	FY 2012-13 Actual	FY 2013-14 Appropriation	FY 2014-15 Request	FY 2014-15 Recommendation
--	----------------------	----------------------	-----------------------------	-----------------------	------------------------------

(B) Clean Water Program

This Program is responsible for training and certifying the operators of all water and wastewater treatment facilities in the state, and is comprised of the Watershed Assessment, Outreach, and Assistance Program which houses three sections: monitoring, assessment, and outreach. The Program also includes an administration section which provides management and support staff for the Water Quality Control Commission, clerical support for other subdivisions, as needed, and maintains a centralized records system for the Division. The subdivision also includes the Permitting and Compliance Assurance Program which is responsible for issuing discharge permits, monitoring compliance with permits, conducting inspections, providing technical assistance, and as necessary, pursuing enforcement actions.

Personal Services	<u>6,843,063</u>	<u>6,673,286</u>	<u>8,826,371</u>	<u>9,166,692</u>	<u>9,166,692</u>
FTE	76.6	79.2	103.3	104.6	104.6
General Fund	531,247	412,310	1,849,173	2,108,553	2,108,553
Cash Funds	3,306,007	3,363,676	3,613,300	3,694,241	3,694,241
Reappropriated Funds	37,671	19,335	37,998	37,998	37,998
Federal Funds	2,968,138	2,877,965	3,325,900	3,325,900	3,325,900
Operating Expenses	<u>995,258</u>	<u>1,381,568</u>	<u>1,401,348</u>	<u>1,333,154</u>	<u>1,694,854</u>
General Fund	501,585	501,585	841,402	773,208	773,208
Cash Funds	51,588	75,913	117,471	117,471	117,471
Reappropriated Funds	1,675	1,675	1,675	1,675	1,675
Federal Funds	440,410	802,395	440,800	440,800	802,500
Local Grants and Contracts	<u>1,777,795</u>	<u>2,317,249</u>	<u>1,777,800</u>	<u>1,777,800</u>	<u>2,317,200</u>
Federal Funds	1,777,795	2,317,249	1,777,800	1,777,800	2,317,200
Water Quality Improvement	<u>111,336</u>	<u>362,405</u>	<u>167,196</u>	<u>167,196</u>	<u>167,196</u>
Cash Funds	111,336	362,405	167,196	167,196	167,196

JBC Staff Staff Figure Setting - FY 2014-15
Staff Working Document - Does Not Represent Committee Decision

	FY 2011-12 Actual	FY 2012-13 Actual	FY 2013-14 Appropriation	FY 2014-15 Request	FY 2014-15 Recommendation
Nutrients Grant Fund	<u>0</u>	<u>0</u>	<u>15,000,000</u>	<u>12,000,000</u>	<u>7,000,000</u>
FTE	0.0	0.0	0.0	1.0	1.0
General Fund	0	0	15,000,000	12,000,000	0
Cash Funds	0	0	0	0	7,000,000
Transfer to Nutrients Grant Fund	<u>0</u>	<u>0</u>	<u>0</u>	<u>0</u>	<u>7,000,000</u> *
General Fund	0	0	0	0	7,000,000
SUBTOTAL - (B) Clean Water Program	9,727,452	10,734,508	27,172,715	24,444,842	27,345,942
FTE	<u>76.6</u>	<u>79.2</u>	<u>103.3</u>	<u>105.6</u>	<u>105.6</u>
General Fund	1,032,832	913,895	17,690,575	14,881,761	9,881,761
Cash Funds	3,468,931	3,801,994	3,897,967	3,978,908	10,978,908
Reappropriated Funds	39,346	21,010	39,673	39,673	39,673
Federal Funds	5,186,343	5,997,609	5,544,500	5,544,500	6,445,600

(C) Drinking Water Program

The Drinking Water Program is established under the federal Safe Drinking Water Act, and is used to implement measures to ensure that public water systems throughout Colorado provide safe drinking water for Colorado citizens.

Personal Services	<u>5,931,216</u>	<u>6,330,861</u>	<u>6,024,756</u>	<u>6,078,900</u>	<u>6,461,700</u>
FTE	70.4	67.9	69.8	69.9	69.9
General Fund	801,586	813,868	890,560	935,216	935,216
Cash Funds	334,996	339,596	339,596	349,084	349,084
Federal Funds	4,794,634	5,177,397	4,794,600	4,794,600	5,177,400
Operating Expenses	<u>1,993,568</u>	<u>1,399,554</u>	<u>2,064,079</u>	<u>2,057,024</u>	<u>1,463,024</u>
General Fund	94,449	94,449	164,929	157,874	157,874
Cash Funds	1,750	1,750	1,750	1,750	1,750
Federal Funds	1,897,369	1,303,355	1,897,400	1,897,400	1,303,400

JBC Staff Staff Figure Setting - FY 2014-15
Staff Working Document - Does Not Represent Committee Decision

	FY 2011-12 Actual	FY 2012-13 Actual	FY 2013-14 Appropriation	FY 2014-15 Request	FY 2014-15 Recommendation
SUBTOTAL - (C) Drinking Water Program	7,924,784	7,730,415	8,088,835	8,135,924	7,924,724
<i>FTE</i>	<u>70.4</u>	<u>67.9</u>	<u>69.8</u>	<u>69.9</u>	<u>69.9</u>
General Fund	896,035	908,317	1,055,489	1,093,090	1,093,090
Cash Funds	336,746	341,346	341,346	350,834	350,834
Federal Funds	6,692,003	6,480,752	6,692,000	6,692,000	6,480,800
(D) Indirect Cost Assessments					
Indirect Cost Assessment	<u>2,247,765</u>	<u>2,300,000</u>	<u>2,300,000</u>	<u>2,400,000</u>	<u>2,715,070</u>
Cash Funds	683,567	845,177	1,000,000	1,100,000	1,180,465
Federal Funds	1,564,198	1,454,823	1,300,000	1,300,000	1,534,605
SUBTOTAL - (D) Indirect Cost Assessments	2,247,765	2,300,000	2,300,000	2,400,000	2,715,070
<i>FTE</i>	<u>0.0</u>	<u>0.0</u>	<u>0.0</u>	<u>0.0</u>	<u>0.0</u>
Cash Funds	683,567	845,177	1,000,000	1,100,000	1,180,465
Federal Funds	1,564,198	1,454,823	1,300,000	1,300,000	1,534,605
TOTAL - (5) Water Quality Control Division	21,026,389	21,836,963	37,561,550	34,980,766	37,985,736
<i>FTE</i>	<u>161.3</u>	<u>160.6</u>	<u>173.1</u>	<u>175.5</u>	<u>175.5</u>
General Fund	2,506,162	2,536,466	18,746,064	15,974,851	10,974,851
Cash Funds	4,680,148	5,198,585	5,239,313	5,429,742	12,510,207
Reappropriated Funds	39,346	21,010	39,673	39,673	39,673
Federal Funds	13,800,733	14,080,902	13,536,500	13,536,500	14,461,005

JBC Staff Staff Figure Setting - FY 2014-15
Staff Working Document - Does Not Represent Committee Decision

	FY 2011-12 Actual	FY 2012-13 Actual	FY 2013-14 Appropriation	FY 2014-15 Request	FY 2014-15 Recommendation
--	----------------------	----------------------	-----------------------------	-----------------------	------------------------------

(6) HAZARDOUS MATERIALS AND WASTE MANAGEMENT DIVISION

This division is comprised of six subdivisions: Administration, Hazardous Waste Control Program, Solid Waste Control Program, Contaminated Site Cleanups and Remediation Programs, Radiation Management, and Waste Tire Program.

(A) Administration

This Office provides division-wide administrative and management support services. The primary source of funding is various division cash funds, reappropriated funds from the Local Governmental Severance Tax Fund, and federal funds.

Program Costs	<u>136,890</u>	<u>105,403</u>	<u>294,753</u>	<u>303,753</u>	<u>303,753</u>
FTE	0.8	1.0	3.4	3.4	3.4
Cash Funds	136,890	89,725	255,353	264,353	264,353
Reappropriated Funds	0	15,678	39,400	39,400	39,400
Federal Funds	0	0	0	0	0
Legal Services	<u>183,162</u>	<u>200,323</u>	<u>491,981</u>	<u>480,394</u>	<u>480,394</u>
Cash Funds	35,235	63,074	335,233	323,646	323,646
Reappropriated Funds	242	0	455	455	455
Federal Funds	147,685	137,249	156,293	156,293	156,293
Indirect Cost Assessment	<u>1,984,292</u>	<u>2,153,997</u>	<u>2,550,000</u>	<u>2,550,000</u>	<u>3,010,187</u>
Cash Funds	1,114,801	1,313,696	1,650,000	1,650,000	1,953,723
Reappropriated Funds	33,091	30,399	50,000	50,000	50,000
Federal Funds	836,400	809,902	850,000	850,000	1,006,464
SUBTOTAL - (A) Administration	2,304,344	2,459,723	3,336,734	3,334,147	3,794,334
FTE	<u>0.8</u>	<u>1.0</u>	<u>3.4</u>	<u>3.4</u>	<u>3.4</u>
Cash Funds	1,286,926	1,466,495	2,240,586	2,237,999	2,541,722
Reappropriated Funds	33,333	46,077	89,855	89,855	89,855
Federal Funds	984,085	947,151	1,006,293	1,006,293	1,162,757

JBC Staff Figure Setting - FY 2014-15
Staff Working Document - Does Not Represent Committee Decision

	FY 2011-12 Actual	FY 2012-13 Actual	FY 2013-14 Appropriation	FY 2014-15 Request	FY 2014-15 Recommendation
--	----------------------	----------------------	-----------------------------	-----------------------	------------------------------

(B) Hazardous Waste Control Program

This subdivision has four primary responsibilities: permitting, compliance assurance, corrective action, and compliance assistance. This subdivision monitors compliance and enforces hazardous waste regulations over 500 large-quantity hazardous waste generators, 3,000 small generators, hazardous waste transporters, and 50 hazardous waste treatment, storage and disposal facilities. Funding for this subdivision is from the Hazardous Waste Service Cash Fund and federal funds.

Personal Services	<u>3,561,826</u>	<u>3,840,384</u>	<u>4,395,132</u>	<u>4,437,632</u>	<u>4,610,332</u>
FTE	31.3	32.3	32.0	32.0	32.0
Cash Funds	1,328,651	1,434,519	2,161,932	2,204,432	2,204,432
Federal Funds	2,233,175	2,405,865	2,233,200	2,233,200	2,405,900
Operating Expenses	<u>158,020</u>	<u>155,910</u>	<u>166,026</u>	<u>161,323</u>	<u>161,323</u>
Cash Funds	77,617	78,909	85,626	80,923	80,923
Federal Funds	80,403	77,001	80,400	80,400	80,400

SUBTOTAL - (B) Hazardous Waste Control Program	3,719,846	3,996,294	4,561,158	4,598,955	4,771,655
FTE	<u>31.3</u>	<u>32.3</u>	<u>32.0</u>	<u>32.0</u>	<u>32.0</u>
Cash Funds	1,406,268	1,513,428	2,247,558	2,285,355	2,285,355
Federal Funds	2,313,578	2,482,866	2,313,600	2,313,600	2,486,300

(C) Solid Waste Control Program

This subdivision is responsible for the regulation of all solid waste management facilities in Colorado, including landfills, composting facilities, recycling facilities, transfer facilities, certain types of waste surface impoundments, asbestos waste facilities, solid waste incinerators, medical waste facilities, and scrap tire haulers and disposal facilities. This subdivision is also responsible for the Waste Tire Management Program which is responsible for enforcing rules governing waste tire disposal and use. Funding for this subdivision is from cash funds, including the Solid Waste Management Fund, Waste Tire Prevention Fund, and Waste Tire Cleanup Fund.

Program Costs	<u>2,208,572</u>	<u>2,417,920</u>	<u>2,765,749</u>	<u>2,808,249</u>	<u>2,808,249</u>
FTE	22.3	22.7	23.8	23.8	23.8
Cash Funds	2,208,572	2,417,920	2,765,749	2,808,249	2,808,249

JBC Staff Staff Figure Setting - FY 2014-15
Staff Working Document - Does Not Represent Committee Decision

	FY 2011-12 Actual	FY 2012-13 Actual	FY 2013-14 Appropriation	FY 2014-15 Request	FY 2014-15 Recommendation
Waste Tire Management Program	<u>0</u>	<u>0</u>	<u>0</u>	<u>0</u>	<u>0</u>
FTE	0.0	0.0	0.0	0.0	0.0
Cash Funds	0	0	0	0	0
SUBTOTAL - (C) Solid Waste Control Program	2,208,572	2,417,920	2,765,749	2,808,249	2,808,249
FTE	<u>22.3</u>	<u>22.7</u>	<u>23.8</u>	<u>23.8</u>	<u>23.8</u>
Cash Funds	2,208,572	2,417,920	2,765,749	2,808,249	2,808,249

(D) Contaminated Site Cleanups and Remediation Programs

This subdivision contains four programs outlined below and is funded primarily from the Hazardous Substance Response Fund and federal funds. (1) Superfund Program which works with the Environmental Protection Agency as either the lead agency or support agency in the review and implementation of cleanup plans and oversight of the cleanup work. Funding for cleanup of the Rocky Mountain Arsenal superfund site is included in this program. (2) The Contaminated Site Cleanups Program which works to facilitate the cleanup of contaminated sites that have not been designated as superfund sites. (3) Provision of Compensation and Liability Act (CERCLA) technical support to the Department of Law. (4) The Uranium Mill Tailings Remedial Action Program, which assists local governments in managing mill tailings that were not removed during the cleanup and are disturbed during road work or other renewal or building activities.

Personal Services	<u>5,434,142</u>	<u>4,480,629</u>	<u>6,131,427</u>	<u>6,476,427</u>	<u>5,581,927</u> *
FTE	22.5	21.1	21.4	21.4	21.4
Cash Funds	461,057	402,078	1,158,327	1,503,327	1,503,327
Federal Funds	4,973,085	4,078,551	4,973,100	4,973,100	4,078,600
Operating Expenses	<u>709,019</u>	<u>1,183,864</u>	<u>743,982</u>	<u>743,982</u>	<u>1,223,182</u>
Cash Funds	18,384	14,059	53,382	53,382	53,382
Federal Funds	690,635	1,169,805	690,600	690,600	1,169,800
Contaminated Sites Operation and Maintenance	<u>1,267,186</u>	<u>1,568,810</u>	<u>1,634,586</u>	<u>1,634,586</u>	<u>2,052,086</u>
Cash Funds	1,191,752	1,075,866	1,559,186	1,559,186	1,559,186
Federal Funds	75,434	492,944	75,400	75,400	492,900

JBC Staff Staff Figure Setting - FY 2014-15
Staff Working Document - Does Not Represent Committee Decision

	FY 2011-12 Actual	FY 2012-13 Actual	FY 2013-14 Appropriation	FY 2014-15 Request	FY 2014-15 Recommendation
Transfer to the Department of Law for CERCLA Related Costs	<u>715,819</u>	<u>614,448</u>	<u>1,010,661</u>	<u>685,661</u>	<u>685,661</u> *
Cash Funds	715,819	614,448	1,010,661	685,661	685,661
Uranium Mill Tailings Remedial Action Program	<u>215,201</u>	<u>235,169</u>	<u>217,805</u>	<u>219,805</u>	<u>219,805</u>
FTE	2.6	2.5	3.1	3.1	3.1
Reappropriated Funds	187,643	187,426	190,205	192,205	192,205
Federal Funds	27,558	47,743	27,600	27,600	27,600
Rocky Flats Program Costs	<u>141,732</u>	<u>120,822</u>	<u>141,700</u>	<u>141,700</u>	<u>141,700</u>
FTE	1.3	1.0	2.3	2.3	2.3
Federal Funds	141,732	120,822	141,700	141,700	141,700
Rocky Flats Legal Services	<u>10,524</u>	<u>21,238</u>	<u>12,660</u>	<u>12,660</u>	<u>12,660</u>
Federal Funds	10,524	21,238	12,660	12,660	12,660
Transfer to the Department of Law for Natural Resource Damage Claims at Rocky Mountain Arsenal	<u>0</u>	<u>0</u>	<u>50,000</u>	<u>50,000</u>	<u>50,000</u>
Cash Funds	0	0	50,000	50,000	50,000
SUBTOTAL - (D) Contaminated Site Cleanups and Remediation Programs	8,493,623	8,224,980	9,942,821	9,964,821	9,967,021
FTE	26.4	24.6	26.8	26.8	26.8
Cash Funds	2,387,012	2,106,451	3,831,556	3,851,556	3,851,556
Reappropriated Funds	187,643	187,426	190,205	192,205	192,205
Federal Funds	5,918,968	5,931,103	5,921,060	5,921,060	5,923,260

JBC Staff Staff Figure Setting - FY 2014-15
Staff Working Document - Does Not Represent Committee Decision

	FY 2011-12 Actual	FY 2012-13 Actual	FY 2013-14 Appropriation	FY 2014-15 Request	FY 2014-15 Recommendation
--	----------------------	----------------------	-----------------------------	-----------------------	------------------------------

(E) Radiation Management

This subdivision provides regulatory services for radioactive materials through the review of license applications and inspections of facilities; administration of contract services with local public health agencies for indoor radon testing, prevention, and education; and the monitoring low-level radioactive waste producers by ensuring proper and economically sound disposal. Funding for this subdivision is primarily from the Radiation Control Fund and federal funds.

Personal Services	<u>2,297,649</u>	<u>2,395,354</u>	<u>2,505,289</u>	<u>2,538,289</u>	<u>2,538,289</u>
FTE	24.6	25.6	24.2	24.2	24.2
Cash Funds	2,059,704	2,154,888	2,267,389	2,300,389	2,300,389
Federal Funds	237,945	240,466	237,900	237,900	237,900
Operating Expenses	<u>378,671</u>	<u>251,917</u>	<u>378,739</u>	<u>378,739</u>	<u>265,539</u>
Cash Funds	97,974	84,466	98,039	98,039	98,039
Federal Funds	280,697	167,451	280,700	280,700	167,500
SUBTOTAL - (E) Radiation Management	2,676,320	2,647,271	2,884,028	2,917,028	2,803,828
FTE	24.6	25.6	24.2	24.2	24.2
Cash Funds	2,157,678	2,239,354	2,365,428	2,398,428	2,398,428
Federal Funds	518,642	407,917	518,600	518,600	405,400

(F) Waste Tire Program

The Waste Tire Program has established a comprehensive "cradle-to-grave" management system to track tires from the moment they are removed from a vehicle until they are appropriately disposed of or recycled. The Program is responsible for the following: (1) Regulation of waste tire haulers and facilities that generate, collect, store, process and/or use waste tires; (2) Awarding grants to local agencies for equipment, training and other activities related to prevention and response to waste tire fires; (3) Developing initiatives designed to encourage the disposal, recycling or reuse of illegally dumped tires and the recycling or reuse of waste tires; and (4) Reimbursements to waste tire processors and end users.

Waste Tire Cleanup Program	<u>877,632</u>	<u>1,102,908</u>	<u>1,813,015</u>	<u>1,813,015</u>	<u>2,183,991</u>
FTE	2.6	2.9	1.0	1.0	1.0
Cash Funds	877,632	1,102,908	1,813,015	1,813,015	2,183,991

JBC Staff Staff Figure Setting - FY 2014-15
Staff Working Document - Does Not Represent Committee Decision

	FY 2011-12 Actual	FY 2012-13 Actual	FY 2013-14 Appropriation	FY 2014-15 Request	FY 2014-15 Recommendation
Law Enforcement and Waste Tire Fire Prevention	<u>266,777</u>	<u>337,045</u>	<u>781,831</u>	<u>781,821</u>	<u>934,350</u>
FTE	0.0	0.0	2.1	2.1	2.1
Cash Funds	266,777	337,045	781,831	781,821	934,350
Waste Tire Market Development	<u>18,916</u>	<u>228,404</u>	<u>314,813</u>	<u>314,813</u>	<u>373,852</u>
FTE	0.0	0.2	0.5	0.5	0.5
Cash Funds	18,916	228,404	314,813	314,813	373,852
Processors and End Users Rebate	<u>3,218,348</u>	<u>4,863,240</u>	<u>3,982,446</u>	<u>3,982,446</u>	<u>3,354,089</u>
FTE	0.4	0.0	0.5	0.5	0.5
Cash Funds	3,218,348	4,863,240	3,982,446	3,982,446	3,354,089
SUBTOTAL - (F) Waste Tire Program	4,381,673	6,531,597	6,892,105	6,892,095	6,846,282
FTE	<u>3.0</u>	<u>3.1</u>	<u>4.1</u>	<u>4.1</u>	<u>4.1</u>
Cash Funds	4,381,673	6,531,597	6,892,105	6,892,095	6,846,282
TOTAL - (6) Hazardous Materials and Waste Management Division	23,784,378	26,277,785	30,382,595	30,515,295	30,991,369
FTE	<u>108.4</u>	<u>109.3</u>	<u>114.3</u>	<u>114.3</u>	<u>114.3</u>
Cash Funds	13,828,129	16,275,245	20,342,982	20,473,682	20,731,592
Reappropriated Funds	220,976	233,503	280,060	282,060	282,060
Federal Funds	9,735,273	9,769,037	9,759,553	9,759,553	9,977,717

JBC Staff Figure Setting - FY 2014-15
Staff Working Document - Does Not Represent Committee Decision

	FY 2011-12 Actual	FY 2012-13 Actual	FY 2013-14 Appropriation	FY 2014-15 Request	FY 2014-15 Recommendation
--	----------------------	----------------------	-----------------------------	-----------------------	------------------------------

(7) DIVISION OF ENVIRONMENTAL HEALTH AND SUSTAINABILITY

This Division is responsible for programs designed to protect the public from disease and injury through identification and control of environmental factors in food, drugs, medical devices, institutions, consumer products, and insect and rodent vectors affecting public health. The Division has responsibility for the following programs that are funded with General Fund, cash funds from inspection fees, and federal funds. (1) The Dairy Inspection Program inspects dairy farms; milk haulers, tankers and receivers; milk cooperatives; milk processing plants; and manufactured dairy product plants. (2) The Retail Food Service Inspection Program inspects restaurants, grocery stores, school cafeterias, and food programs for the elderly. (3) The Wholesale Food Manufacturing and Storage Program inspects food storage and warehouse facilities, food manufacturers, and shellfish dealers. (4) The Insect/Vector Control Program monitors diseases that are spread by insects and rodents, such as encephalitis, the bubonic plague, and West Nile Virus. (5) The Environmental Institutions Program inspects child care centers, summer camps, public and private schools, and private correctional facilities. (6) The Health Fraud Program prepares and disseminates information related to potentially harmful and/or recalled products. (7) The Drug/Medical Device Program inspects body art facilities, drug manufacturers, and medical device manufacturers. (8) Three environmental sustainability programs including: the: Recycling Resources Program Economic Opportunity Program which works to enhance pollution prevention efforts involving multiple Department divisions and a variety of media (air, water, and waste), and the Animal Feeding Operations Program which regulates animal feeding operations, including the Housed Commercial Swine Feeding Operations Program. (9) Inspecting tanning facilities and responding to complaints about hotels, motels, mobile home park operators, and camp ground operators.

Personal Services	<u>2,288,323</u>	<u>2,459,527</u>	<u>2,392,319</u>	<u>2,394,590</u>	<u>2,697,704</u>
FTE	25.1	26.3	26.9	26.4	26.4
General Fund	1,113,613	1,124,899	1,124,900	1,098,610	1,128,110
Cash Funds	831,447	791,892	838,242	864,803	962,961
Reappropriated Funds	78,306	79,221	94,177	96,177	107,433
Federal Funds	264,957	463,515	335,000	335,000	499,200
Operating Expenses	<u>160,180</u>	<u>175,387</u>	<u>174,614</u>	<u>174,614</u>	<u>0</u>
General Fund	27,442	27,336	29,500	29,500	0
Cash Funds	88,010	85,261	98,158	98,158	0
Reappropriated Funds	9,016	7,966	11,256	11,256	0
Federal Funds	35,712	54,824	35,700	35,700	0

JBC Staff Staff Figure Setting - FY 2014-15
Staff Working Document - Does Not Represent Committee Decision

	FY 2011-12 Actual	FY 2012-13 Actual	FY 2013-14 Appropriation	FY 2014-15 Request	FY 2014-15 Recommendation
Sustainability Programs	<u>1,288,120</u>	<u>859,185</u>	<u>1,362,536</u>	<u>1,320,536</u>	<u>919,836</u>
FTE	10.0	7.7	10.1	9.6	9.6
Cash Funds	184,463	206,173	258,836	266,836	266,836
Federal Funds	1,103,657	653,012	1,103,700	1,053,700	653,000
Animal Feeding Operations Program	<u>456,782</u>	<u>432,621</u>	<u>470,288</u>	<u>528,288</u>	<u>528,288</u>
FTE	3.7	3.0	3.5	4.0	4.0
General Fund	99,526	99,419	99,538	99,538	99,538
Cash Funds	357,256	333,202	370,750	428,750	428,750
Recycling Resources Economic Opportunity Program	<u>1,700,917</u>	<u>1,429,717</u>	<u>2,059,072</u>	<u>2,468,258</u>	<u>2,471,916</u>
FTE	1.6	1.5	1.6	1.6	1.6
Cash Funds	1,700,917	1,429,717	2,059,072	2,468,258	2,471,916
Oil and Gas Consultation Program	<u>98,160</u>	<u>97,330</u>	<u>120,693</u>	<u>122,693</u>	<u>122,693</u>
FTE	1.0	1.0	1.0	1.0	1.0
Cash Funds	98,160	97,330	120,693	122,693	122,693
Waste Tire Program	<u>0</u>	<u>0</u>	<u>0</u>	<u>0</u>	<u>0</u>
FTE	0.0	0.0	0.0	0.0	0.0
Cash Funds	0	0	0	0	0
Indirect Costs Assessment	<u>212,700</u>	<u>607,713</u>	<u>895,000</u>	<u>1,050,000</u>	<u>1,056,517</u>
Cash Funds	143,006	407,290	545,000	700,000	643,354
Federal Funds	69,694	200,423	350,000	350,000	413,163

JBC Staff Staff Figure Setting - FY 2014-15
Staff Working Document - Does Not Represent Committee Decision

	FY 2011-12 Actual	FY 2012-13 Actual	FY 2013-14 Appropriation	FY 2014-15 Request	FY 2014-15 Recommendation
TOTAL - (7) Division of Environmental Health and Sustainability	6,205,182	6,061,480	7,474,522	8,058,979	7,796,954
<i>FTE</i>	<u>41.4</u>	<u>39.5</u>	<u>43.1</u>	<u>42.6</u>	<u>42.6</u>
General Fund	1,240,581	1,251,654	1,253,938	1,227,648	1,227,648
Cash Funds	3,403,259	3,350,865	4,290,751	4,949,498	4,896,510
Reappropriated Funds	87,322	87,187	105,433	107,433	107,433
Federal Funds	1,474,020	1,371,774	1,824,400	1,774,400	1,565,363

JBC Staff Figure Setting - FY 2014-15
Staff Working Document - Does Not Represent Committee Decision

	FY 2011-12 Actual	FY 2012-13 Actual	FY 2013-14 Appropriation	FY 2014-15 Request	FY 2014-15 Recommendation
--	----------------------	----------------------	-----------------------------	-----------------------	------------------------------

(8) DISEASE CONTROL AND ENVIRONMENTAL EPIDEMIOLOGY DIVISION

This division is comprised of three subdivisions: Administration, General Disease Control, and Surveillance; Special Purpose Disease Control Programs; and Environmental Epidemiology. The primary sources of funding for this division include General Fund, cash funds from the tobacco master settlement agreement, and federal funds.

(A) Administration, General Disease Control and Surveillance

This subdivision has three areas of responsibility: provision of division-wide administration and support, maintaining and monitoring the disease-monitoring network, and operationation of the Immunization Program. The Immunization Program consists of the following components: (1) The Immunization Outreach Program which provides free immunization clinics around the state; (2) The Colorado Immunization Information System collects and stores a child's immunization records, which enables health care providers to easily check a child's immunization status during a health care visit. This helps ensure a child is up-to-date on their immunizations and are not over-immunized. The system can also send reminders to parents of children who are not up-to-date on their immunizations. At kindergarten entry 78.6 percent of children are up to date on their immunizations. (3) Provision of grants to local public health agencies for the operation of immunization clinics.

Program Costs	<u>780,305</u>	<u>316,202</u>	<u>1,218,860</u>	<u>1,274,860</u>	<u>1,284,837</u>
FTE	8.5	8.8	12.5	13.0	13.0
General Fund	533,820	0	1,053,722	1,109,722	1,118,260
Cash Funds	0	0	6,538	6,538	6,538
Federal Funds	246,485	316,202	158,600	158,600	160,039
Operating Expenses	<u>250,846</u>	<u>307,385</u>	<u>0</u>	<u>0</u>	<u>0</u>
General Fund	222,102	222,102	0	0	0
Cash Funds	0	0	0	0	0
Federal Funds	28,744	85,283	0	0	0

JBC Staff Staff Figure Setting - FY 2014-15
Staff Working Document - Does Not Represent Committee Decision

	FY 2011-12 Actual	FY 2012-13 Actual	FY 2013-14 Appropriation	FY 2014-15 Request	FY 2014-15 Recommendation
Immunization Personal Services	<u>2,746,111</u>	<u>3,264,386</u>	<u>2,817,139</u>	<u>2,767,214</u>	<u>3,270,276</u>
FTE	26.8	29.8	28.7	27.7	27.7
General Fund	808,255	816,838	879,239	829,314	829,314
Cash Funds	0	0	0	0	(6,538)
Federal Funds	1,937,856	2,447,548	1,937,900	1,937,900	2,447,500
Immunization Operating Expenses	<u>50,552,174</u>	<u>47,780,454</u>	<u>50,334,514</u>	<u>50,328,861</u>	<u>47,855,716</u>
General Fund	649,272	684,272	689,925	684,272	684,272
General Fund Exempt	446,100	441,600	438,300	438,300	423,600
Cash Funds	1,145,843	783,872	895,289	895,289	877,144
Federal Funds	48,310,959	45,870,710	48,311,000	48,311,000	45,870,700
Appropriation from the Tobacco Tax Cash Fund to the General Fund	<u>446,100</u>	<u>441,600</u>	<u>438,300</u>	<u>438,300</u>	<u>423,600</u>
Cash Funds	446,100	441,600	438,300	438,300	423,600
Federal Grants	<u>2,717,571</u>	<u>2,148,265</u>	<u>2,717,600</u>	<u>2,717,600</u>	<u>2,148,300</u>
FTE	25.1	21.3	18.3	18.3	18.3
Federal Funds	2,717,571	2,148,265	2,717,600	2,717,600	2,148,300
Indirect Cost Assessment	<u>2,439,898</u>	<u>2,363,295</u>	<u>2,702,108</u>	<u>2,702,108</u>	<u>3,189,745</u>
Cash Funds	18,323	17,097	52,108	52,108	61,512
Federal Funds	2,421,575	2,346,198	2,650,000	2,650,000	3,128,233

JBC Staff Staff Figure Setting - FY 2014-15
Staff Working Document - Does Not Represent Committee Decision

	FY 2011-12 Actual	FY 2012-13 Actual	FY 2013-14 Appropriation	FY 2014-15 Request	FY 2014-15 Recommendation
SUBTOTAL - (A) Administration, General					
Disease Control and Surveillance	59,933,005	56,621,587	60,228,521	60,228,943	58,172,474
<i>FTE</i>	<u>60.4</u>	<u>59.9</u>	<u>59.5</u>	<u>59.0</u>	<u>59.0</u>
General Fund	2,213,449	1,723,212	2,622,886	2,623,308	2,631,846
General Fund Exempt	446,100	441,600	438,300	438,300	423,600
Cash Funds	1,610,266	1,242,569	1,392,235	1,392,235	1,362,256
Federal Funds	55,663,190	53,214,206	55,775,100	55,775,100	53,754,772

(B) Special Purpose Disease Control Programs

This subdivision is responsible for disease control programs which work to control and prevent certain communicable diseases including sexually transmitted infections, HIV and AIDS, and tuberculosis.

Sexually Transmitted Infections, HIV and AIDS

Personal Services	<u>3,578,617</u>	<u>3,496,957</u>	<u>3,641,052</u>	<u>3,659,636</u>	<u>3,515,536</u>
FTE	44.5	43.8	44.7	44.7	44.7
General Fund	0	0	0	11,500	0
Cash Funds	13,186	75,652	75,652	82,736	94,236
Federal Funds	3,565,431	3,421,305	3,565,400	3,565,400	3,421,300

Sexually Transmitted Infections, HIV and AIDS

Operating Expenses	<u>4,400,253</u>	<u>5,418,270</u>	<u>4,554,368</u>	<u>4,554,368</u>	<u>5,389,985</u>
Cash Funds	1,646,391	1,814,834	1,800,468	1,800,468	1,786,585
Federal Funds	2,753,862	3,603,436	2,753,900	2,753,900	3,603,400

Ryan White Act Personal Services

FTE	<u>987,865</u>	<u>1,009,392</u>	<u>988,121</u>	<u>988,121</u>	<u>988,518</u>
General Fund	11.9	12.1	11.3	11.3	11.3
Federal Funds	21,386	21,621	21,621	21,621	22,018
Federal Funds	966,479	987,771	966,500	966,500	966,500

JBC Staff Staff Figure Setting - FY 2014-15
Staff Working Document - Does Not Represent Committee Decision

	FY 2011-12 Actual	FY 2012-13 Actual	FY 2013-14 Appropriation	FY 2014-15 Request	FY 2014-15 Recommendation
Ryan White Act Operating Expenses	<u>20,712,137</u>	<u>20,892,973</u>	<u>20,756,924</u>	<u>20,756,924</u>	<u>21,809,118</u>
General Fund	1,357,404	1,357,404	1,357,404	1,357,404	1,451,065
Cash Funds	3,111,081	3,080,314	3,155,820	3,155,820	3,205,538
Federal Funds	16,243,652	16,455,255	16,243,700	16,243,700	17,152,515
Tuberculosis Control and Treatment Personal Services	<u>1,652,359</u>	<u>1,992,321</u>	<u>1,645,192</u>	<u>1,645,192</u>	<u>1,994,109</u>
FTE	20.4	23.7	15.9	15.9	15.9
General Fund	127,979	120,792	120,792	120,792	122,609
Reappropriated Funds	0	0	0	0	0
Federal Funds	1,524,380	1,871,529	1,524,400	1,524,400	1,871,500
Tuberculosis Control and Treatment Operating Expenses	<u>3,225,676</u>	<u>3,260,177</u>	<u>3,225,708</u>	<u>3,225,708</u>	<u>3,246,560</u>
General Fund	1,186,408	1,186,408	1,186,408	1,186,408	1,188,761
Reappropriated Funds	0	0	0	0	0
Federal Funds	2,039,268	2,073,769	2,039,300	2,039,300	2,057,799
SUBTOTAL - (B) Special Purpose Disease Control Programs	34,556,907	36,070,090	34,811,365	34,829,949	36,943,826
FTE	76.8	79.6	71.9	71.9	71.9
General Fund	2,693,177	2,686,225	2,686,225	2,697,725	2,784,453
Cash Funds	4,770,658	4,970,800	5,031,940	5,039,024	5,086,359
Reappropriated Funds	0	0	0	0	0
Federal Funds	27,093,072	28,413,065	27,093,200	27,093,200	29,073,014

JBC Staff Staff Figure Setting - FY 2014-15
Staff Working Document - Does Not Represent Committee Decision

	FY 2011-12 Actual	FY 2012-13 Actual	FY 2013-14 Appropriation	FY 2014-15 Request	FY 2014-15 Recommendation
--	----------------------	----------------------	-----------------------------	-----------------------	------------------------------

(C) Environmental Epidemiology

This subdivision is responsible for the Birth Defects Monitoring and Prevention Program, which identifies children up to age three who have birth defects, developmental disabilities, or risks of developmental delay. Once a child is identified as eligible for the program, they are referred to a community provider of early intervention services, with the goal of reducing and/or preventing secondary disabilities.

Birth Defects Monitoring and Prevention Program

Costs	<u>375,369</u>	<u>308,143</u>	<u>412,545</u>	<u>418,545</u>	<u>418,545</u>
FTE	3.0	2.7	4.7	4.7	4.7
General Fund	115,217	117,656	117,656	123,656	123,073
Cash Funds	98,646	86,351	133,389	133,389	133,972
Federal Funds	161,506	104,136	161,500	161,500	161,500

Environmental Epidemiology Federal Grants	<u>1,586,365</u>	<u>1,452,304</u>	<u>1,586,400</u>	<u>1,586,400</u>	<u>1,452,300</u>
FTE	10.4	11.6	11.8	11.8	11.8
Federal Funds	1,586,365	1,452,304	1,586,400	1,586,400	1,452,300

Cannabis Health Environmental and
Epidemiological Training, Outreach, and

Surveillance	<u>0</u>	<u>0</u>	<u>180,906</u>	<u>7,405,044</u>	<u>320,388</u>
FTE	0.0	0.0	2.0	5.0	4.0
Cash Funds	0	0	180,906	7,405,044	320,388

SUBTOTAL - (C) Environmental Epidemiology	1,961,734	1,760,447	2,179,851	9,409,989	2,191,233
FTE	<u>13.4</u>	<u>14.3</u>	<u>18.5</u>	<u>21.5</u>	<u>20.5</u>
General Fund	115,217	117,656	117,656	123,656	123,073
Cash Funds	98,646	86,351	314,295	7,538,433	454,360
Federal Funds	1,747,871	1,556,440	1,747,900	1,747,900	1,613,800

JBC Staff Staff Figure Setting - FY 2014-15
Staff Working Document - Does Not Represent Committee Decision

	FY 2011-12 Actual	FY 2012-13 Actual	FY 2013-14 Appropriation	FY 2014-15 Request	FY 2014-15 Recommendation
(D) Health Information Systems					
Health Information Exchange	<u>0</u>	<u>0</u>	<u>0</u>	533,516	533,516 *
General Fund	0	0	0	533,516	533,516
Electronic Health Record System	<u>0</u>	<u>0</u>	<u>0</u>	0	3,274,079
General Fund	0	0	0	0	3,274,079
SUBTOTAL - (D) Health Information Systems	0	0	0	533,516	3,807,595
<i>FTE</i>	<u>0.0</u>	<u>0.0</u>	<u>0.0</u>	<u>0.0</u>	<u>0.0</u>
General Fund	0	0	0	533,516	3,807,595
TOTAL - (8) Disease Control and Environmental Epidemiology Division					
	96,451,646	94,452,124	97,219,737	105,002,397	101,115,128
<i>FTE</i>	<u>150.6</u>	<u>153.8</u>	<u>149.9</u>	<u>152.4</u>	<u>151.4</u>
General Fund	5,021,843	4,527,093	5,426,767	5,978,205	9,346,967
General Fund Exempt	446,100	441,600	438,300	438,300	423,600
Cash Funds	6,479,570	6,299,720	6,738,470	13,969,692	6,902,975
Reappropriated Funds	0	0	0	0	0
Federal Funds	84,504,133	83,183,711	84,616,200	84,616,200	84,441,586

JBC Staff Staff Figure Setting - FY 2014-15
Staff Working Document - Does Not Represent Committee Decision

	FY 2011-12 Actual	FY 2012-13 Actual	FY 2013-14 Appropriation	FY 2014-15 Request	FY 2014-15 Recommendation
--	----------------------	----------------------	-----------------------------	-----------------------	------------------------------

(9) PREVENTION SERVICES DIVISION

This division is comprised of the following five subdivisions: Administration, Chronic Disease Prevention Programs, Primary Care Office, Family and Community Health, and Nutrition Services.

(A) Administration

This subdivision provides administrative services to the other division programs. Funding is General Fund, various division cash funds, and federal funds.

Administration	<u>114,517</u>	<u>117,233</u>	<u>117,233</u>	<u>120,233</u>	<u>120,233</u>
FTE	1.3	3.2	2.0	2.0	2.0
General Fund	114,517	117,233	117,233	120,233	120,233
Indirect Cost Assessment	<u>3,139,137</u>	<u>3,626,758</u>	<u>3,342,735</u>	<u>3,342,735</u>	<u>3,945,984</u>
Cash Funds	411,754	831,244	800,000	800,000	950,559
Reappropriated Funds	0	0	137,347	137,347	137,347
Federal Funds	2,727,383	2,795,514	2,405,388	2,405,388	2,858,078
SUBTOTAL - (A) Administration	3,253,654	3,743,991	3,459,968	3,462,968	4,066,217
FTE	<u>1.3</u>	<u>3.2</u>	<u>2.0</u>	<u>2.0</u>	<u>2.0</u>
General Fund	114,517	117,233	117,233	120,233	120,233
Cash Funds	411,754	831,244	800,000	800,000	950,559
Reappropriated Funds	0	0	137,347	137,347	137,347
Federal Funds	2,727,383	2,795,514	2,405,388	2,405,388	2,858,078

JBC Staff Staff Figure Setting - FY 2014-15
Staff Working Document - Does Not Represent Committee Decision

	FY 2011-12 Actual	FY 2012-13 Actual	FY 2013-14 Appropriation	FY 2014-15 Request	FY 2014-15 Recommendation
(B) Chronic Disease Prevention Programs					
These programs target the prevention of specific chronic diseases including: breast and cervical cancer, lung cancer, and cardiovascular and chronic pulmonary disease. This subdivision also includes oral health programs, and tobacco cessation, education, and prevention programs. Funding is cash funds from the tobacco settlement and tobacco tax revenue, and federal funds.					
Cancer Registry	<u>1,342,505</u>	<u>1,389,572</u>	<u>1,345,798</u>	<u>1,353,298</u>	<u>1,353,298</u>
FTE	14.5	15.6	11.6	11.6	11.6
General Fund	218,188	221,498	221,498	228,998	228,998
Federal Funds	1,124,317	1,168,074	1,124,300	1,124,300	1,124,300
Transfer to the Health Disparities Grant Program					
Fund	<u>3,552,896</u>	<u>3,487,422</u>	<u>3,506,400</u>	<u>3,506,400</u>	<u>3,388,800</u>
Cash Funds	3,552,896	3,487,422	3,506,400	3,506,400	3,388,800
Transfer to the Department of Health Care Policy and Financing for Disease Management					
Cash Funds	<u>2,000,000</u>	<u>2,000,000</u>	<u>2,000,000</u>	<u>2,000,000</u>	<u>0</u>
Transfer to the Department of Health Care Policy and Financing for Breast and Cervical Cancer Treatment					
Cash Funds	<u>1,215,340</u>	<u>936,892</u>	<u>936,892</u>	<u>936,892</u>	<u>936,892</u>
Chronic Disease and Cancer Prevention Grants	<u>4,829,935</u>	<u>5,045,861</u>	<u>5,016,256</u>	<u>5,016,256</u>	<u>5,351,556</u>
FTE	37.3	41.9	36.1	36.1	36.1
Cash Funds	119,344	0	305,656	305,656	305,656
Federal Funds	4,710,591	5,045,861	4,710,600	4,710,600	5,045,900

JBC Staff Staff Figure Setting - FY 2014-15
Staff Working Document - Does Not Represent Committee Decision

	FY 2011-12 Actual	FY 2012-13 Actual	FY 2013-14 Appropriation	FY 2014-15 Request	FY 2014-15 Recommendation
Breast and Cervical Cancer Screening	<u>5,776,776</u>	<u>7,346,346</u>	<u>7,481,508</u>	<u>7,481,508</u>	<u>7,152,508</u>
FTE	8.8	10.2	2.7	2.7	10.2
Cash Funds	2,033,529	3,775,348	3,738,308	3,738,308	3,581,508
Federal Funds	3,743,247	3,570,998	3,743,200	3,743,200	3,571,000
Cancer, Cardiovascular Disease, and Chronic Pulmonary Disease Program Administration	<u>426,161</u>	<u>664,324</u>	<u>664,325</u>	<u>690,325</u>	<u>690,325</u>
FTE	4.4	6.8	8.5	8.5	8.5
Cash Funds	426,161	664,324	664,325	690,325	690,325
Cancer, Cardiovascular Disease, and Chronic Pulmonary Disease Grants	<u>2,279,170</u>	<u>13,027,950</u>	<u>13,309,089</u>	<u>13,309,089</u>	<u>13,574,043</u>
Cash Funds	2,279,170	13,027,950	13,309,089	13,309,089	13,574,043
Tobacco Education, Prevention, and Cessation Program Administration	<u>361,142</u>	<u>695,003</u>	<u>695,004</u>	<u>721,005</u>	<u>721,005</u>
FTE	3.4	7.0	9.1	9.1	9.1
Cash Funds	361,142	695,003	695,004	721,005	721,005
Tobacco Education, Prevention, and Cessation Grants	<u>5,158,772</u>	<u>19,641,130</u>	<u>26,584,735</u>	<u>26,584,735</u>	<u>22,004,464</u>
Cash Funds	5,158,772	19,641,130	25,303,695	25,303,695	20,703,718
Reappropriated Funds	0	0	1,281,040	1,281,040	1,300,746
Oral Health Programs	<u>1,257,994</u>	<u>3,143,995</u>	<u>4,283,041</u>	<u>4,290,541</u>	<u>4,311,480</u>
FTE	7.4	8.1	6.3	6.3	6.3
General Fund	178,538	2,144,670	3,202,743	3,210,243	3,297,139
Cash Funds	199,418	195,014	200,298	200,298	200,000
Federal Funds	880,038	804,311	880,000	880,000	814,341

JBC Staff Staff Figure Setting - FY 2014-15
Staff Working Document - Does Not Represent Committee Decision

	FY 2011-12 Actual	FY 2012-13 Actual	FY 2013-14 Appropriation	FY 2014-15 Request	FY 2014-15 Recommendation
SUBTOTAL - (B) Chronic Disease Prevention					
Programs	28,200,691	57,378,495	65,823,048	65,890,049	59,484,371
<i>FTE</i>	<u>75.8</u>	<u>89.6</u>	<u>74.3</u>	<u>74.3</u>	<u>81.8</u>
General Fund	396,726	2,366,168	3,424,241	3,439,241	3,526,137
Cash Funds	17,345,772	44,423,083	50,659,667	50,711,668	44,101,947
Reappropriated Funds	0	0	1,281,040	1,281,040	1,300,746
Federal Funds	10,458,193	10,589,244	10,458,100	10,458,100	10,555,541

(C) Primary Care Office

This Office assesses the need for primary health care professionals in various parts of the state and directs incentives to qualified professionals and clinics willing to serve in areas that are short of providers. Funding for the Office is cash funds from the tobacco settlement revenue and federal funds.

Primary Care Office	<u>4,791,464</u>	<u>3,075,378</u>	<u>1,272,542</u>	<u>1,272,542</u>	<u>951,342</u>
FTE	4.9	4.0	3.2	3.2	3.2
Cash Funds	3,821,725	2,426,919	302,842	302,842	302,842
Federal Funds	969,739	648,459	969,700	969,700	648,500
SUBTOTAL - (C) Primary Care Office	4,791,464	3,075,378	1,272,542	1,272,542	951,342
<i>FTE</i>	<u>4.9</u>	<u>4.0</u>	<u>3.2</u>	<u>3.2</u>	<u>3.2</u>
Cash Funds	3,821,725	2,426,919	302,842	302,842	302,842
Federal Funds	969,739	648,459	969,700	969,700	648,500

JBC Staff Staff Figure Setting - FY 2014-15
Staff Working Document - Does Not Represent Committee Decision

	FY 2011-12 Actual	FY 2012-13 Actual	FY 2013-14 Appropriation	FY 2014-15 Request	FY 2014-15 Recommendation
--	----------------------	----------------------	-----------------------------	-----------------------	------------------------------

(D) Family and Community Health

This subdivision includes the following three program areas: (1) Women's Health Programs, (2) Children and Youth Programs, and (3) Injury, Suicide, and Violence Prevention Programs. Funding for this subdivision includes General Fund, federal funds.

(1) Women's Health

Women's Health Programs include health services for low-income women, prenatal and postpartum services, and counseling and education to low-income pregnant women and their newborns.

Family Planning Program Administration	<u>387,136</u>	<u>395,998</u>	<u>1,050,698</u>	<u>1,061,198</u>	<u>1,715,898</u>
FTE	4.2	4.4	12.0	12.0	12.0
General Fund	387,136	395,998	395,998	406,498	406,498
Federal Funds	0	0	654,700	654,700	1,309,400
 Family Planning Purchase of Services	 <u>4,931,718</u>	 <u>5,051,855</u>	 <u>4,932,026</u>	 <u>4,932,026</u>	 <u>4,812,226</u>
General Fund	1,223,026	1,223,326	1,223,326	1,223,326	1,223,326
Federal Funds	3,708,692	3,828,529	3,708,700	3,708,700	3,588,900
 Family Planning Federal Grants	 <u>351,360</u>	 <u>184,263</u>	 <u>351,400</u>	 <u>351,400</u>	 <u>184,300</u>
FTE	3.6	1.8	3.8	3.8	2.0
Federal Funds	351,360	184,263	351,400	351,400	184,300
 Adult Stem Cells Cure Fund	 <u>62,779</u>	 <u>0</u>	 <u>140,000</u>	 <u>140,000</u>	 <u>140,000</u>
Cash Funds	62,779	0	140,000	140,000	140,000
 Maternal and Child Health	 <u>4,659,370</u>	 <u>6,852,981</u>	 <u>4,659,400</u>	 <u>4,659,400</u>	 <u>6,853,000</u>
FTE	12.4	25.1	15.0	15.0	15.0
Federal Funds	4,659,370	6,852,981	4,659,400	4,659,400	6,853,000

JBC Staff Staff Figure Setting - FY 2014-15
Staff Working Document - Does Not Represent Committee Decision

	FY 2011-12 Actual	FY 2012-13 Actual	FY 2013-14 Appropriation	FY 2014-15 Request	FY 2014-15 Recommendation
Nurse Home Visitor Program	<u>12,623,268</u>	<u>13,098,207</u>	<u>0</u>	<u>0</u>	<u>0</u>
FTE	3.1	3.1	0.0	0.0	0.0
Cash Funds	12,418,625	12,093,024	0	0	0
Federal Funds	204,643	1,005,183	0	0	0
SUBTOTAL - (1) Women's Health	23,015,631	25,583,304	11,133,524	11,144,024	13,705,424
FTE	<u>23.3</u>	<u>34.4</u>	<u>30.8</u>	<u>30.8</u>	<u>29.0</u>
General Fund	1,610,162	1,619,324	1,619,324	1,629,824	1,629,824
Cash Funds	12,481,404	12,093,024	140,000	140,000	140,000
Federal Funds	8,924,065	11,870,956	9,374,200	9,374,200	11,935,600

(2) Children and Youth Health

Children and Youth Programs include the children with special needs health care program, genetics counseling for children with possible genetic disorders, and school-based health centers.

Health Care Program for Children with Special

Needs	<u>1,348,414</u>	<u>1,153,576</u>	<u>1,381,567</u>	<u>1,390,327</u>	<u>1,162,327</u>
FTE	15.6	13.7	15.6	15.6	15.6
General Fund	664,314	697,467	697,467	706,227	706,227
Federal Funds	684,100	456,109	684,100	684,100	456,100

Health Care Program for Children with Special

Needs Purchase of Services	<u>3,369,123</u>	<u>3,075,430</u>	<u>3,409,973</u>	<u>3,409,973</u>	<u>3,075,399</u>
General Fund	1,847,899	1,847,898	1,847,899	1,847,899	1,847,899
Cash Funds	0	0	40,874	40,874	0
Federal Funds	1,521,224	1,227,532	1,521,200	1,521,200	1,227,500

Genetics Counseling Personal Services

	<u>76,603</u>	<u>115,632</u>	<u>0</u>	<u>0</u>	<u>0</u>
FTE	1.0	1.0	0.0	0.0	0.0
Cash Funds	76,603	115,632	0	0	0

JBC Staff Staff Figure Setting - FY 2014-15
Staff Working Document - Does Not Represent Committee Decision

	FY 2011-12 Actual	FY 2012-13 Actual	FY 2013-14 Appropriation	FY 2014-15 Request	FY 2014-15 Recommendation
Genetics Counseling Operating Expenses	<u>1,549,822</u>	<u>1,567,679</u>	<u>1,654,417</u>	<u>1,666,498</u>	<u>1,656,195</u>
FTE	0.0	0.0	1.0	1.0	1.0
Cash Funds	1,549,822	1,567,679	1,654,417	1,666,498	1,656,195
School-based Health Centers	<u>998,204</u>	<u>994,316</u>	<u>5,260,817</u>	<u>5,260,817</u>	<u>5,260,817</u>
FTE	0.3	1.1	2.9	2.9	2.9
General Fund	998,204	994,316	5,260,817	5,260,817	5,260,817
Interagency Prevention Programs Coordination	<u>129,939</u>	<u>133,284</u>	<u>0</u>	<u>0</u>	<u>0</u>
FTE	1.9	1.5	0.0	0.0	0.0
General Fund	129,939	133,284	0	0	0
Federal Grants	<u>1,108,651</u>	<u>891,924</u>	<u>1,108,700</u>	<u>1,108,700</u>	<u>891,900</u>
FTE	7.0	5.9	9.0	9.0	9.0
Federal Funds	1,108,651	891,924	1,108,700	1,108,700	891,900
Child Fatality Prevention	<u>0</u>	<u>0</u>	<u>456,966</u>	<u>570,205</u>	<u>570,205</u>
FTE	0.0	0.0	4.0	3.0	3.0
General Fund	0	0	456,966	570,205	570,205
SUBTOTAL - (2) Children and Youth Health	8,580,756	7,931,841	13,272,440	13,406,520	12,616,843
FTE	<u>25.8</u>	<u>23.2</u>	<u>32.5</u>	<u>31.5</u>	<u>31.5</u>
General Fund	3,640,356	3,672,965	8,263,149	8,385,148	8,385,148
Cash Funds	1,626,425	1,683,311	1,695,291	1,707,372	1,656,195
Federal Funds	3,313,975	2,575,565	3,314,000	3,314,000	2,575,500

JBC Staff Staff Figure Setting - FY 2014-15
Staff Working Document - Does Not Represent Committee Decision

	FY 2011-12 Actual	FY 2012-13 Actual	FY 2013-14 Appropriation	FY 2014-15 Request	FY 2014-15 Recommendation
(3) Injury, Suicide, and Violence Prevention					
Injury, Suicide and Prevention Programs include: suicide and injury prevention programs, the Tony Grampsas Youth Services Program which works to reduce youth violence, and the Colorado Children's Trust. Note effective July 1, 2013 the Tony Grampsas Youth Services Program and the Nurse Home Visitor Program will reside in the Department of Human Services pursuant to H.B. 13-1117.					
Colorado Children's Trust Fund Personal Services	<u>172,206</u>	<u>423,465</u>	<u>0</u>	<u>0</u>	<u>0</u>
FTE	2.4	4.9	0.0	0.0	0.0
Cash Funds	51,427	39,917	0	0	0
Federal Funds	120,779	383,548	0	0	0
Colorado Children's Trust Fund Operating Expenses	<u>751,809</u>	<u>783,124</u>	<u>0</u>	<u>0</u>	<u>0</u>
Cash Funds	229,062	184,770	0	0	0
Federal Funds	522,747	598,354	0	0	0
Tony Grampsas Youth Services Programs	<u>3,555,968</u>	<u>3,563,221</u>	<u>0</u>	<u>0</u>	<u>0</u>
FTE	2.8	3.3	0.0	0.0	0.0
General Fund	0	0	0	0	0
Cash Funds	3,555,968	3,563,221	0	0	0
Suicide Prevention	<u>281,614</u>	<u>384,348</u>	<u>384,348</u>	<u>391,848</u>	<u>391,848</u>
FTE	1.9	1.7	2.0	2.0	2.0
General Fund	281,614	384,348	384,348	391,848	391,848
Injury Prevention	<u>1,971,534</u>	<u>1,819,853</u>	<u>1,971,500</u>	<u>1,971,500</u>	<u>1,819,900</u>
FTE	11.4	12.3	11.4	11.4	11.4
Federal Funds	1,971,534	1,819,853	1,971,500	1,971,500	1,819,900
Traumatic Brain Injury Services	<u>0</u>	<u>0</u>	<u>0</u>	<u>0 0 0</u>	<u>0</u>
Reappropriated Funds	0	0	0	0	0

JBC Staff Staff Figure Setting - FY 2014-15
Staff Working Document - Does Not Represent Committee Decision

	FY 2011-12 Actual	FY 2012-13 Actual	FY 2013-14 Appropriation	FY 2014-15 Request	FY 2014-15 Recommendation
Department of Human Services Grant	0	0	0	<u>0 0.0</u>	0
Reappropriated Funds	0	0	0	0	0

SUBTOTAL - (3) Injury, Suicide, and Violence					
Prevention	6,733,131	6,974,011	2,355,848	2,363,348	2,211,748
<i>FTE</i>	<u>18.5</u>	<u>22.2</u>	<u>13.4</u>	<u>13.4</u>	<u>13.4</u>
General Fund	281,614	384,348	384,348	391,848	391,848
Cash Funds	3,836,457	3,787,908	0	0	0
Reappropriated Funds	0	0	0	0	0
Federal Funds	2,615,060	2,801,755	1,971,500	1,971,500	1,819,900

SUBTOTAL - (D) Family and Community					
Health	38,329,518	40,489,156	26,761,812	26,913,892	28,534,015
<i>FTE</i>	<u>67.6</u>	<u>79.8</u>	<u>76.7</u>	<u>75.7</u>	<u>73.9</u>
General Fund	5,532,132	5,676,637	10,266,821	10,406,820	10,406,820
Cash Funds	17,944,286	17,564,243	1,835,291	1,847,372	1,796,195
Reappropriated Funds	0	0	0	0	0
Federal Funds	14,853,100	17,248,276	14,659,700	14,659,700	16,331,000

(E) Nutrition Services

This subdivision includes the Women, Infants and Children (WIC) Nutrition Program and the Child and Adult Food Care Program. WIC provides a monthly check to low-income (185.0 percent of the federal poverty level) women and children who are at-risk of poor nutritional options. The Child and Adult Food Care Program provides reimbursement for nutritious foods to participating child care centers, Head Start programs, family day care homes, and adult day care centers. These programs are entirely federally funded.

Women, Infants, and Children Supplemental Food

Grant	<u>95,869,953</u>	<u>94,174,109</u>	<u>95,870,000</u>	<u>95,870,000</u>	<u>94,174,100</u>
FTE	18.0	16.7	17.4	17.4	17.4
Federal Funds	95,869,953	94,174,109	95,870,000	95,870,000	94,174,100

JBC Staff Staff Figure Setting - FY 2014-15
Staff Working Document - Does Not Represent Committee Decision

	FY 2011-12 Actual	FY 2012-13 Actual	FY 2013-14 Appropriation	FY 2014-15 Request	FY 2014-15 Recommendation
Child and Adult Care Food Program	<u>24,534,865</u>	<u>24,633,601</u>	<u>24,534,900</u>	<u>24,534,900</u>	<u>24,633,600</u>
FTE	7.3	8.2	8.0	8.0	8.0
Federal Funds	24,534,865	24,633,601	24,534,900	24,534,900	24,633,600
SUBTOTAL - (E) Nutrition Services	120,404,818	118,807,710	120,404,900	120,404,900	118,807,700
FTE	<u>25.3</u>	<u>24.9</u>	<u>25.4</u>	<u>25.4</u>	<u>25.4</u>
Federal Funds	120,404,818	118,807,710	120,404,900	120,404,900	118,807,700
TOTAL - (9) Prevention Services Division	194,980,145	223,494,730	217,722,270	217,944,351	211,843,645
FTE	<u>174.9</u>	<u>201.5</u>	<u>181.6</u>	<u>180.6</u>	<u>186.3</u>
General Fund	6,043,375	8,160,038	13,808,295	13,966,294	14,053,190
Cash Funds	39,523,537	65,245,489	53,597,800	53,661,882	47,151,543
Reappropriated Funds	0	0	1,418,387	1,418,387	1,438,093
Federal Funds	149,413,233	150,089,203	148,897,788	148,897,788	149,200,819

JBC Staff Staff Figure Setting - FY 2014-15
Staff Working Document - Does Not Represent Committee Decision

	FY 2011-12 Actual	FY 2012-13 Actual	FY 2013-14 Appropriation	FY 2014-15 Request	FY 2014-15 Recommendation
--	----------------------	----------------------	-----------------------------	-----------------------	------------------------------

(10) HEALTH FACILITIES AND EMERGENCY MEDICAL SERVICES DIVISION

This division is comprised of three subdivisions: Licensure, Emergency Medical Services, and Indirect Cost Assessment.

(A) Operations Management

Administration and Operations	0	0	0	0	2,309,175
FTE	0.0	0.0	0.0	0.0	24.8
General Fund	0	0	0	0	128,393
Cash Funds	0	0	0	0	2,080,782
Federal Funds	0	0	0	0	100,000

SUBTOTAL - (A) Operations Management	0	0	0	0	2,309,175
<i>FTE</i>	<u>0.0</u>	<u>0.0</u>	<u>0.0</u>	<u>0.0</u>	<u>24.8</u>
General Fund	0	0	0	0	128,393
Cash Funds	0	0	0	0	2,080,782
Federal Funds	0	0	0	0	100,000

(B) Health Facilities Programs

This subdivision licenses, certifies, and inspects a variety of different types of health facilities in an effort to assure that patients and residents receive quality care, by focusing on education, inspection, investigation of complaints, and enforcement. It is responsible for establishing and enforcing standards for emergency medical services. Funding for this subdivision is from fees paid for licenses and Medicaid reappropriated funds from the Department of Health Care Policy and Financing.

Home and Community Survey	0	0	0	0	1,132,692
FTE	0.0	0.0	0.0	0.0	9.4
General Fund	0	0	0	0	63,409
Cash Funds	0	0	0	0	1,069,283

JBC Staff Staff Figure Setting - FY 2014-15
Staff Working Document - Does Not Represent Committee Decision

	FY 2011-12 Actual	FY 2012-13 Actual	FY 2013-14 Appropriation	FY 2014-15 Request	FY 2014-15 Recommendation
Nursing Facility Survey	<u>0</u>	<u>0</u>	<u>0</u>	<u>0</u>	<u>466,339</u>
FTE	0.0	0.0	0.0	0.0	5.1
General Fund	0	0	0	0	17,244
Cash Funds	0	0	0	0	449,095
Health Facilities General Licensure Program	<u>3,522,533</u>	<u>3,841,194</u>	<u>3,349,969</u>	<u>3,383,486</u>	<u>0</u>
FTE	42.8	45.7	32.9	32.5	0.0
General Fund	264,209	266,542	193,386	196,513	0
Cash Funds	3,258,324	3,574,652	3,156,583	3,186,973	0
Medicaid/Medicare Certification Program	<u>8,344,401</u>	<u>8,398,572</u>	<u>7,745,205</u>	<u>7,779,685</u>	<u>8,240,146</u>
FTE	94.7	91.9	87.4	87.4	87.4
Reappropriated Funds	3,987,981	3,959,619	3,708,224	3,742,704	4,203,165
Federal Funds	4,356,420	4,438,953	4,036,981	4,036,981	4,036,981
Transfer to Department of Public Safety	<u>0</u>	<u>0</u>	<u>631,702</u>	<u>639,148</u>	<u>639,148</u>
Reappropriated Funds	0	0	323,400	327,123	327,123
Federal Funds	0	0	308,302	312,025	312,025
SUBTOTAL - (B) Health Facilities Programs	<u>11,866,934</u>	<u>12,239,766</u>	<u>11,726,876</u>	<u>11,802,319</u>	<u>10,478,325</u>
FTE	<u>137.5</u>	<u>137.6</u>	<u>120.3</u>	<u>119.9</u>	<u>101.9</u>
General Fund	264,209	266,542	193,386	196,513	80,653
Cash Funds	3,258,324	3,574,652	3,156,583	3,186,973	1,518,378
Reappropriated Funds	3,987,981	3,959,619	4,031,624	4,069,827	4,530,288
Federal Funds	4,356,420	4,438,953	4,345,283	4,349,006	4,349,006

JBC Staff Staff Figure Setting - FY 2014-15
Staff Working Document - Does Not Represent Committee Decision

	FY 2011-12 Actual	FY 2012-13 Actual	FY 2013-14 Appropriation	FY 2014-15 Request	FY 2014-15 Recommendation
(C) Emergency Medical Services					
This subdivision certifies and regulates emergency medical services providers, licenses air ambulance agencies, administers grants, and coordinates the designation of trauma centers. Funding for this subdivision is primarily cash funds from the Emergency Medical Services Account of the Highway Users Tax Fund.					
State EMS Coordination, Planning and Certification Program	<u>1,348,728</u>	<u>1,286,750</u>	<u>1,463,157</u>	<u>1,593,678</u>	<u>1,314,596</u>
FTE	14.1	13.5	15.0	15.0	10.6
General Fund	0	0	0	0	36,699
Cash Funds	1,348,728	1,286,750	1,463,157	1,593,678	1,277,897
Stroke and STEMI Heart Attack Designation	<u>0</u>	<u>0</u>	<u>41,402</u>	<u>0</u>	<u>0</u>
FTE	0.0	0.0	0.6	0.0	0.0
General Fund	0	0	41,402	0	0
Distributions to Regional Emergency Medical and Trauma Councils (RETACs)	<u>1,785,000</u>	<u>1,785,000</u>	<u>1,785,000</u>	<u>1,785,000</u>	<u>1,785,000</u>
Cash Funds	1,785,000	1,785,000	1,785,000	1,785,000	1,785,000
Emergency Medical Services Provider Grants	<u>6,480,993</u>	<u>6,397,270</u>	<u>6,793,896</u>	<u>6,693,896</u>	<u>6,693,896</u>
Cash Funds	6,480,993	6,397,270	6,793,896	6,693,896	6,693,896
Trauma Facility Designation Program	<u>343,743</u>	<u>352,483</u>	<u>383,237</u>	<u>390,237</u>	<u>360,237</u>
FTE	2.3	2.0	2.1	2.1	1.8
Cash Funds	343,743	352,483	383,237	390,237	360,237
Federal Grants	<u>199,370</u>	<u>180,125</u>	<u>199,400</u>	<u>199,400</u>	<u>99,400</u>
FTE	1.0	1.1	1.5	1.5	0.0
Federal Funds	199,370	180,125	199,400	199,400	99,400

JBC Staff Staff Figure Setting - FY 2014-15
Staff Working Document - Does Not Represent Committee Decision

	FY 2011-12 Actual	FY 2012-13 Actual	FY 2013-14 Appropriation	FY 2014-15 Request	FY 2014-15 Recommendation
Poison Control	<u>1,414,876</u>	<u>1,414,876</u>	<u>1,414,876</u>	<u>1,414,876</u>	<u>1,414,876</u>
General Fund	1,414,876	1,414,876	1,414,876	1,414,876	1,414,876
SUBTOTAL - (C) Emergency Medical Services	11,572,710	11,416,504	12,080,968	12,077,087	11,668,005
<i>FTE</i>	<u>17.4</u>	<u>16.6</u>	<u>19.2</u>	<u>18.6</u>	<u>12.4</u>
General Fund	1,414,876	1,414,876	1,456,278	1,414,876	1,451,575
Cash Funds	9,958,464	9,821,503	10,425,290	10,462,811	10,117,030
Federal Funds	199,370	180,125	199,400	199,400	99,400
(D) Indirect Cost Assessment					
Indirect Cost Assessment	<u>2,204,705</u>	<u>2,317,241</u>	<u>2,820,458</u>	<u>2,770,458</u>	<u>3,329,453</u>
Cash Funds	925,981	1,075,907	1,350,564	1,300,564	1,656,012
Reappropriated Funds	482,923	459,792	569,894	569,894	569,894
Federal Funds	795,801	781,542	900,000	900,000	1,103,547
SUBTOTAL - (D) Indirect Cost Assessment	2,204,705	2,317,241	2,820,458	2,770,458	3,329,453
<i>FTE</i>	<u>0.0</u>	<u>0.0</u>	<u>0.0</u>	<u>0.0</u>	<u>0.0</u>
Cash Funds	925,981	1,075,907	1,350,564	1,300,564	1,656,012
Reappropriated Funds	482,923	459,792	569,894	569,894	569,894
Federal Funds	795,801	781,542	900,000	900,000	1,103,547
TOTAL - (10) Health Facilities and Emergency Medical Services Division	25,644,349	25,973,511	26,628,302	26,649,864	27,784,958
<i>FTE</i>	<u>154.9</u>	<u>154.2</u>	<u>139.5</u>	<u>138.5</u>	<u>139.1</u>
General Fund	1,679,085	1,681,418	1,649,664	1,611,389	1,660,621
Cash Funds	14,142,769	14,472,062	14,932,437	14,950,348	15,372,202
Reappropriated Funds	4,470,904	4,419,411	4,601,518	4,639,721	5,100,182
Federal Funds	5,351,591	5,400,620	5,444,683	5,448,406	5,651,953

JBC Staff Staff Figure Setting - FY 2014-15
Staff Working Document - Does Not Represent Committee Decision

	FY 2011-12 Actual	FY 2012-13 Actual	FY 2013-14 Appropriation	FY 2014-15 Request	FY 2014-15 Recommendation
--	----------------------	----------------------	-----------------------------	-----------------------	------------------------------

(11) EMERGENCY PREPAREDNESS AND RESPONSE DIVISION

This division helps responders prepare for a wide variety of man-made and natural disasters, including floods, wildfires, tornados, infectious disease epidemics, food and water borne disease outbreaks, and terrorist attacks. The Division coordinates a statewide network of laboratories, agencies, hospitals, and other resources. Approximately half of the appropriation is redistributed to local public health agencies and hospitals to support emergency preparedness activities statewide. The division is funded by General Fund and matching federal funds.

Emergency Preparedness and Response Program	<u>14,965,344</u>	<u>16,333,256</u>	<u>14,838,779</u>	<u>14,842,089</u>	<u>16,336,589</u>
FTE	34.1	32.2	35.6	35.6	35.6
General Fund	1,726,649	1,600,079	1,600,079	1,603,389	1,603,389
Federal Funds	13,238,695	14,733,177	13,238,700	13,238,700	14,733,200
 Stroke and STEMI Heart Attack Designation	<u>0</u>	<u>0</u>	<u>0</u>	<u>41,402</u>	<u>0</u>
FTE	0.0	0.0	0.0	0.6	0.0
General Fund	0	0	0	41,402	0
 Indirect Cost Assessment	<u>622,816</u>	<u>546,965</u>	<u>805,296</u>	<u>805,296</u>	<u>950,624</u>
Federal Funds	622,816	546,965	805,296	805,296	950,624

TOTAL - (11) Emergency Preparedness and Response Division	15,588,160	16,880,221	15,644,075	15,688,787	17,287,213
FTE	<u>34.1</u>	<u>32.2</u>	<u>35.6</u>	<u>36.2</u>	<u>35.6</u>
General Fund	1,726,649	1,600,079	1,600,079	1,644,791	1,603,389
Federal Funds	13,861,511	15,280,142	14,043,996	14,043,996	15,683,824

JBC Staff Staff Figure Setting - FY 2014-15
Staff Working Document - Does Not Represent Committee Decision

	FY 2011-12 Actual	FY 2012-13 Actual	FY 2013-14 Appropriation	FY 2014-15 Request	FY 2014-15 Recommendation
TOTAL - Department of Public Health and Environment	462,362,880	495,964,031	527,008,421	540,486,645	530,244,713
<i>FTE</i>	<u>1,204.3</u>	<u>1,256.5</u>	<u>1,239.3</u>	<u>1,242.3</u>	<u>1,247.0</u>
General Fund	27,087,070	29,004,738	53,689,141	50,276,954	49,184,090
General Fund Exempt	446,100	441,600	438,300	438,300	423,600
Cash Funds	113,299,475	146,541,644	151,961,425	157,348,106	154,382,054
Reappropriated Funds	29,833,499	28,904,522	29,645,685	34,373,448	35,013,786
Federal Funds	291,696,736	291,071,527	291,273,870	298,049,837	291,241,183