

Office of Domestic Violence and Sex Offender Management

Division of Criminal Justice

2025 SOMB Recidivism Study

Joint Colorado Senate and House Judiciary Committee

1.29.24

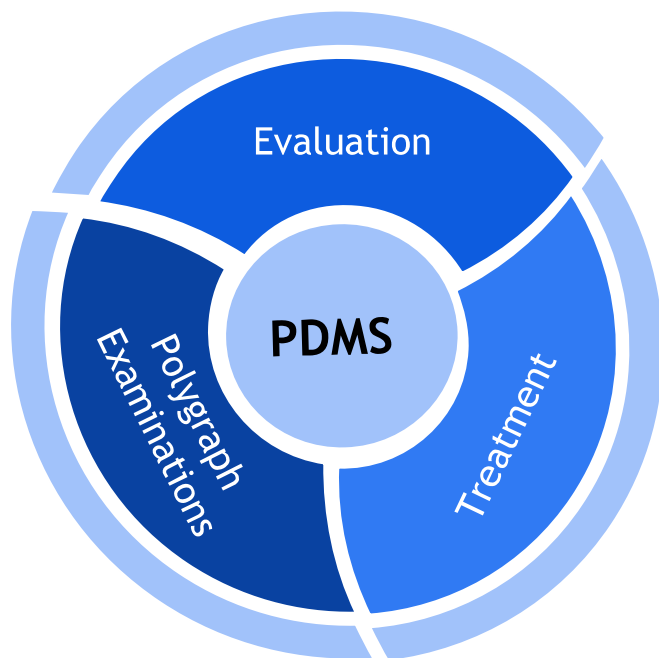


Phase One - Recidivism Study Objectives

1. To provide a comprehensive analysis of post-treatment recidivism and desistance outcomes for both adults and juveniles under the purview of the SOMB *Standards and Guidelines*
 - Recidivism rates based on successful and unsuccessful discharge types.
 - Types of recidivism reflected in charge and conviction data.
 - Various client demographics.
2. To evaluate and refine the process to develop a robust research methodology that will enable these analyses to be conducted at regular intervals in the future

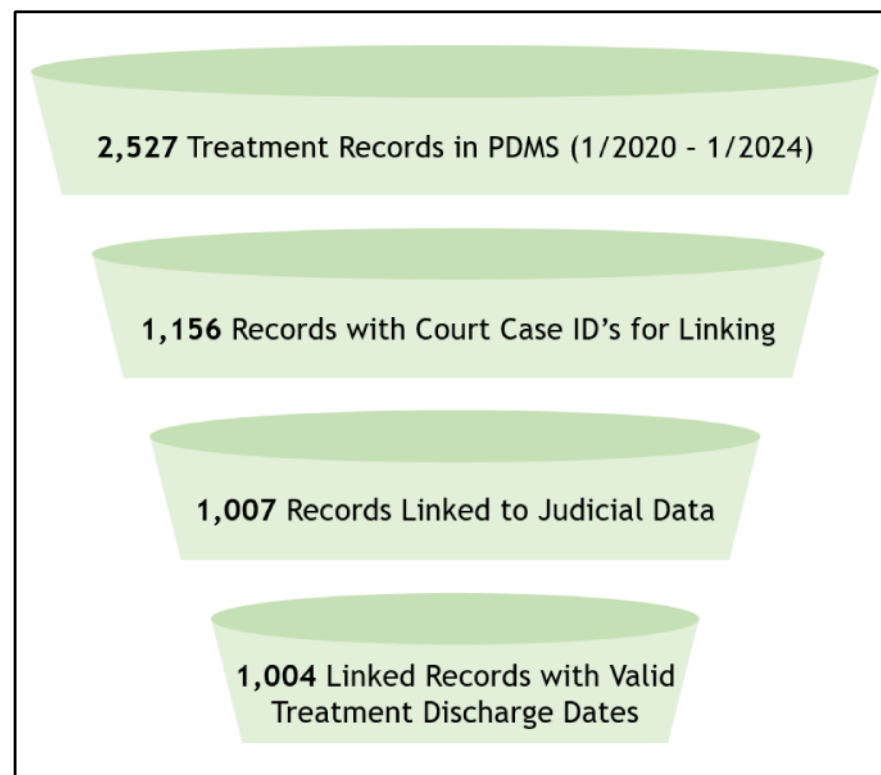


Data Sources



SOMB Provider Data Management System
Judicial/Criminal Records Data

Sample



Defining Recidivism

Recidivism Event: Any new misdemeanor or felony charge or conviction for an offense (new charge or conviction) that occurred after a client's discharge date from sex offense-specific treatment through September 23, 2024

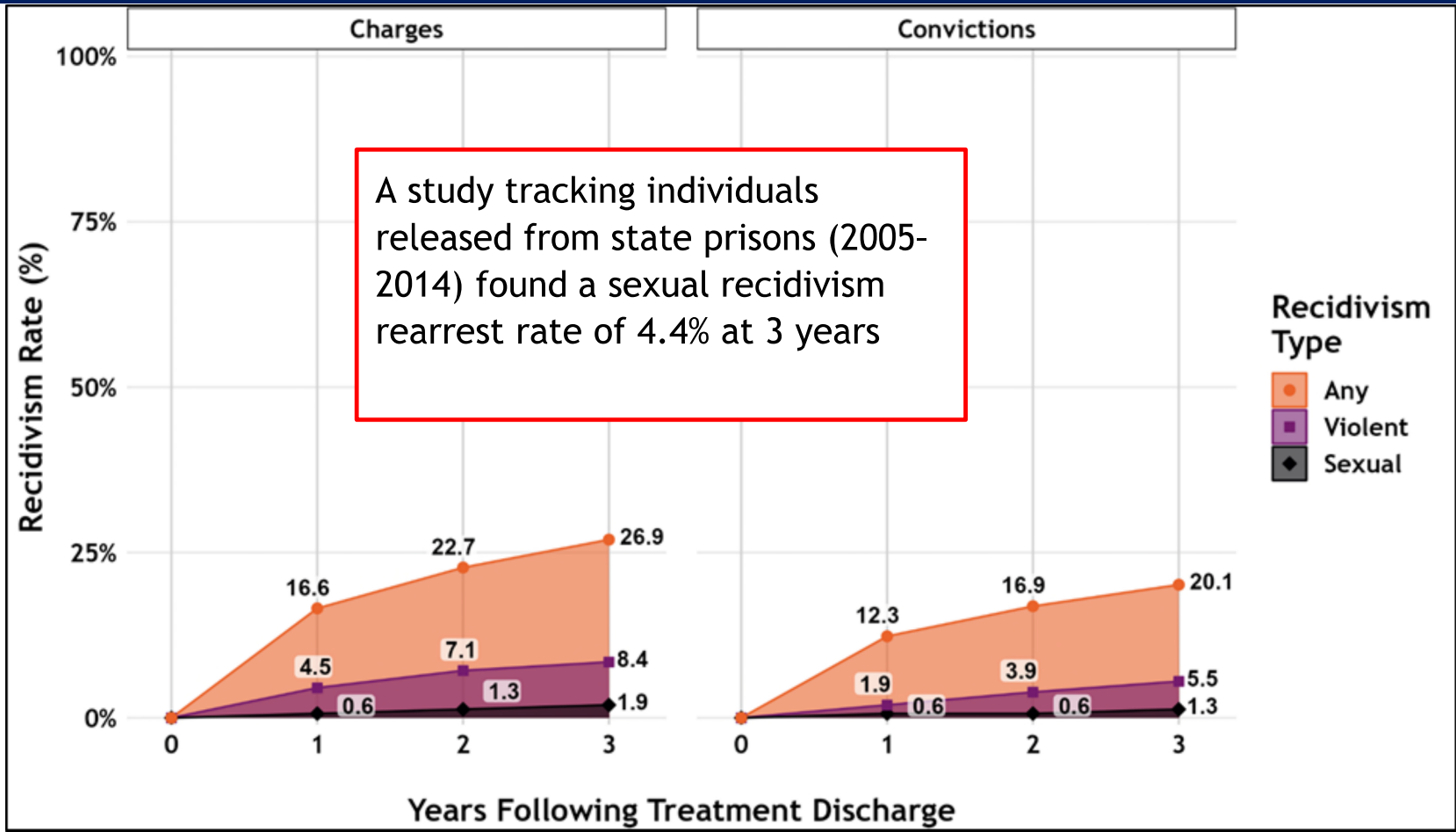
Any Recidivism: All new misdemeanor or felony offenses
(excludes petty and misdemeanor traffic offenses)

Violent Recidivism: Any new offense that
involves the threat of force or results in injury
against a person (C.R.S §18-1.3-406(2))

Sexual Recidivism: Any new sexual
offense falling within the purview of
the SOMB (C.R.S §16-11.7-102(3))



Results: Cumulative Recidivism Rates Across all Discharge Types for Sexual, Violent, and Any Recidivism Among Adult Community Clients with 3-Year Follow-Up Time Frames (Count 308)



Key Takeaway: About two-thirds of reoffending committed by adult community clients occurred in the first year after treatment discharge

Results: Recidivism Following Successful Treatment Discharge

Key Takeaways:

- **Adult Community Clients:** sexual recidivism rates remained low over three year follow-up period among adult community clients with successful treatment discharges
- **Adult DOC clients:** only a single individual had a sexual reoffense following successful treatment discharge
- **Juvenile clients:** there were no instances of sexual recidivism detected after successful treatment completion across the follow-up time periods



Adult Com. - Within 1 Year of Tx. Discharge (Count 299)

Recidivism Type	Charges	Convictions
Sexual Recidivism	0.3%	0%
Violent* Recidivism	2.7%	2.0%
Any Recidivism	11.0%	6.0%

Adult Com. - Within 2 Years of Tx. Discharge (Count 100)

Recidivism Type	Charges	Convictions
Sexual Recidivism	0.5%	0%
Violent* Recidivism	3.1%	2.6%
Any Recidivism	10.9%	7.3%

Adult Com. - Within 3 Years of Tx. Discharge (Count 92)

Recidivism Type	Charges	Convictions
Sexual Recidivism	1.1%	0%
Violent* Recidivism	4.3%	3.3%
Any Recidivism	13.0%	9.8%

* Violent recidivism is inclusive of sexual recidivism.

Results: Recidivism Following Unsuccessful Treatment Discharge

Key Takeaways:

- **Adult Community Clients:** A greater proportion of adult community clients recidivated after unsuccessful discharge from treatment than successful discharge (e.g., 2.5% vs. 0.3% for One-Year Follow-Up), although rates remain low
- **Adult DOC clients:** No sexual recidivism was detected for adult DOC clients with unsuccessful discharge
- **Juvenile clients:** Not presented due to small sample size (less than five cases)



Adult Com. - Within 1 Year of Tx. Discharge (Count 365)

Recidivism Type	Charges	Convictions
Sexual Recidivism	2.5%	1.9%
Violent* Recidivism	12.6%	6.3%
Any Recidivism	33.4%	21.9%

Adult Com. - Within 2 Year of Tx. Discharge (Count 267)

Recidivism Type	Charges	Convictions
Sexual Recidivism	3.4%	2.6%
Violent* Recidivism	13.9%	7.9%
Any Recidivism	38.2%	27.0%

Adult Com. - Within 3 Years of Tx. Discharge (Count 151)

Recidivism Type	Charges	Convictions
Sexual Recidivism	3.3%	2.6%
Violent* Recidivism	17.2%	9.9%
Any Recidivism	43.7%	31.8%

* Violent recidivism is inclusive of sexual recidivism.

Results: Comparing Adult Community Sexual Recidivism Rates by Treatment Discharge

Successful Discharge:

Within 1 Year of Tx. Discharge (Count 299)

Recidivism Type	Charges	Convictions
Sexual Recidivism	0.3%	0%
Violent* Recidivism	2.7%	2.0%
Any Recidivism	11.0%	6.0%

Within 3 Years of Tx. Discharge (Count 92)

Recidivism Type	Charges	Convictions
Sexual Recidivism	1.1%	0%
Violent* Recidivism	4.3%	3.3%
Any Recidivism	13.0%	9.8%

Unsuccessful Discharge:

Within 1 Year of Tx. Discharge (Count 365)

Recidivism Type	Charges	Convictions
Sexual Recidivism	2.5%	1.9%
Violent* Recidivism	12.6%	6.3%
Any Recidivism	33.4%	21.9%

Within 3 Years of Tx. Discharge (Count 151)

Recidivism Type	Charges	Convictions
Sexual Recidivism	3.3%	2.6%
Violent* Recidivism	17.2%	9.9%
Any Recidivism	43.7%	31.8%



* Violent recidivism is inclusive of sexual recidivism.