

JOINT BUDGET COMMITTEE



STAFF BUDGET BRIEFING FY 2022-23

DEPARTMENT OF NATURAL RESOURCES

(Executive Director's Office, Division of Parks and Wildlife,
Colorado Water Conservation Board, and the Division of Water
Resources)

JBC WORKING DOCUMENT - SUBJECT TO CHANGE
STAFF RECOMMENDATION DOES NOT REPRESENT COMMITTEE DECISION

PREPARED BY:
JUSTIN BRAKKE, JBC STAFF
NOVEMBER 16, 2021

JOINT BUDGET COMMITTEE STAFF
200 E. 14TH AVENUE, 3RD FLOOR • DENVER • COLORADO • 80203
TELEPHONE: (303) 866-2061 • TDD: (303) 866-3472
<https://leg.colorado.gov/agencies/joint-budget-committee>

CONTENTS

Department Overview	1
Department Budget: Recent Appropriations	2
Department Budget: Graphic Overview	3
General Factors Driving the Budget.....	5
Summary: FY 2021-22 Appropriation & FY 2022-23 Request.....	9
Issue: Wildlife and Parks Cash Funds.....	14
Appendix A Numbers Pages (Digital Only).....	A-1
Appendix B Footnotes and Information Requests	B-1
Appendix C Department Annual Performance Report	C-1

ADDITIONAL RESOURCES

Brief summaries of all bills that passed during the 2020 and 2021 legislative sessions that had a fiscal impact on this department are available in Appendix A of the annual Appropriations Report: <https://leg.colorado.gov/publications/appropriations-report-fiscal-year-2021-22>

The online version of the briefing document, which includes the Numbers Pages, may be found by searching the budget documents on the General Assembly's website by visiting leg.colorado.gov/content/budget/budget-documents. Once on the budget documents page, select the name of this department's *Department/Topic*, "Briefing" under *Type*, and ensure that *Start date* and *End date* encompass the date a document was presented to the JBC.

DEPARTMENT OF NATURAL RESOURCES

DEPARTMENT OVERVIEW

The Department of Natural Resources is responsible for developing, protecting, and enhancing Colorado's natural resources for the use and enjoyment of present and future residents and visitors. This briefing focuses on the following divisions:

- The **Executive Director's Office** (EDO) develops department-wide policies and provides administrative and technical support for Department divisions including: budgeting, accounting, financial management, human resources services, and the coordination of public information and environmental education. The EDO also contains the Colorado Avalanche Information Center (CAIC), which provides avalanche information and education, and promotes research for the protection of life and property.
- The **Division of Parks and Wildlife** (CPW) provides recreational opportunities at 42 state parks, manages more than 960 game and non-game wildlife species, issues hunting and fishing licenses, enforces wildlife regulations, and administers more than 350 state wildlife areas.
- The **Colorado Water Conservation Board** (CWCB) works to conserve, develop, and protect the state's water resources to ensure adequate water supply, maximize beneficial use, and reduce the impact of flooding and drought.
- The **Division of Water Resources** (State Engineer's Office) administers and enforces water rights, issues well permits, monitors streamflow and water use, regulates dam construction and safety, and represents Colorado in interstate water compact proceedings.

The three remaining divisions (the Division of Reclamation, Mining, and Safety, the Oil and Gas Conservation Commission, and the State Board of Land Commissioners) will be discussed in a separate staff briefing on November 16, 2021.

DEPARTMENT BUDGET: RECENT APPROPRIATIONS

FUNDING SOURCE	FY 2019-20	FY 2020-21	FY 2021-22	FY 2022-23 *
General Fund	\$42,671,491	\$32,699,083	\$37,335,479	\$37,721,289
Cash Funds	260,232,426	333,059,811	262,297,967	280,472,824
Reappropriated Funds	7,523,560	7,170,362	7,540,179	7,925,759
Federal Funds	26,609,004	26,658,934	26,881,264	27,084,734
TOTAL FUNDS	\$337,036,481	\$399,588,190	\$334,054,889	\$353,204,606
Full Time Equiv. Staff	1,495.9	1,528.9	1,522.4	1,549.5

*Requested appropriation

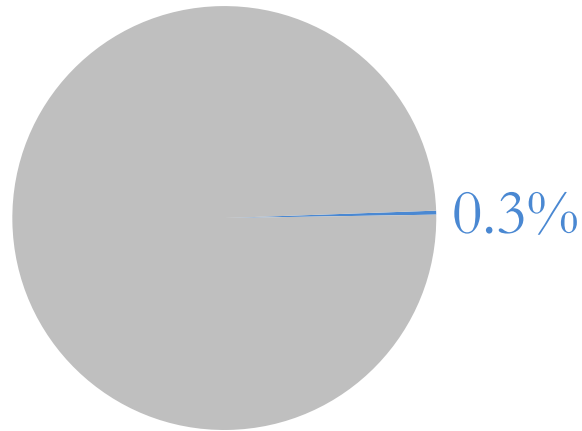
SELECT DIVISIONS: RECENT APPROPRIATIONS

FUNDING SOURCE	FY 2019-20	FY 2020-21	FY 2021-22	FY 2022-23 *
General Fund	\$42,671,491	\$32,699,083	\$37,335,479	\$37,721,289
Cash Funds	230,081,448	303,282,101	232,429,565	249,839,860
Reappropriated Funds	7,298,560	6,945,362	7,315,179	7,700,759
Federal Funds	23,134,697	23,204,149	23,371,303	23,442,800
TOTAL FUNDS	\$303,186,196	\$366,130,695	\$300,451,526	\$318,704,708
Full Time Equiv. Staff	1,247.8	1,274.8	1,267.8	1,294.4

*Requested appropriation

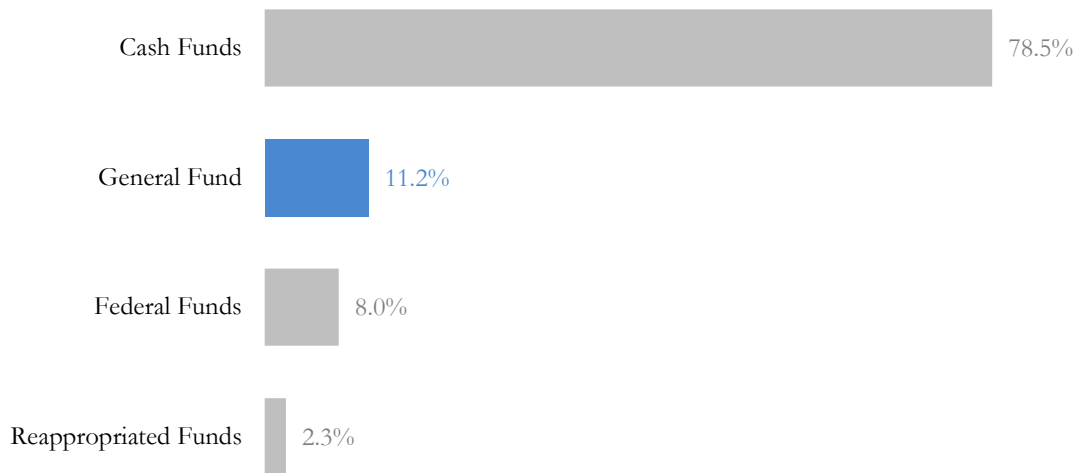
DEPARTMENT BUDGET: GRAPHIC OVERVIEW

Department's Share of Statewide General Fund



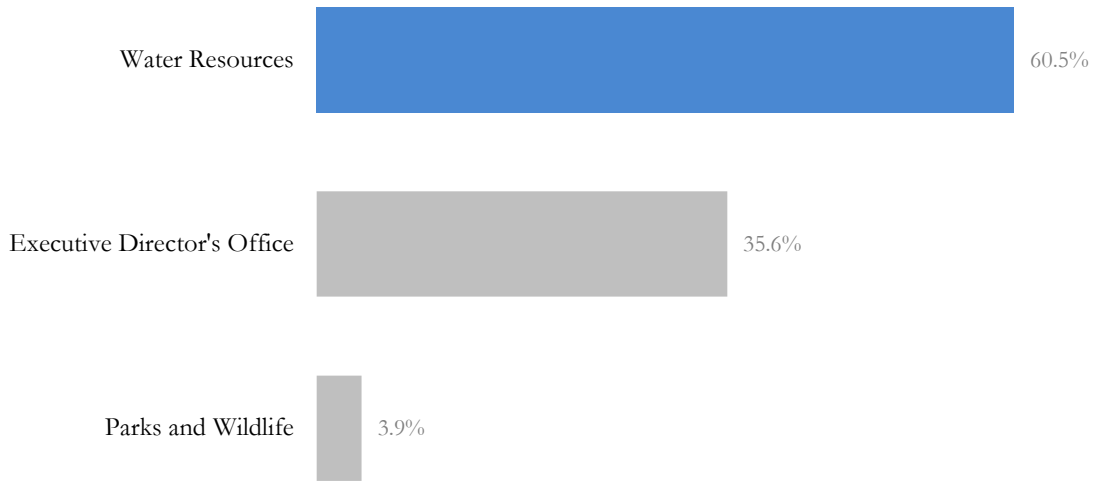
Based on the FY 2021-22 appropriation.

Department Funding Sources



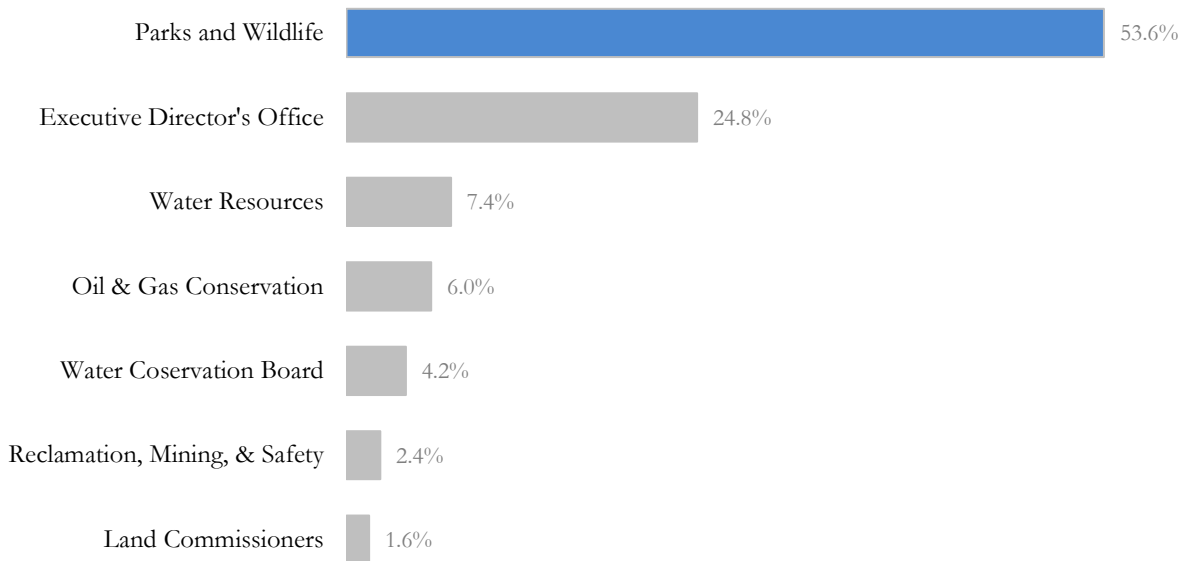
Based on the FY 2021-22 appropriation.

Distribution of General Fund by Division



Based on the FY 2021-22 appropriation.

Distribution of Total Funds by Division



Based on the FY 2021-22 appropriation.

GENERAL FACTORS DRIVING THE BUDGET

DIVISION OF PARKS AND WILDLIFE (CPW)

The budget for the CPW is driven primarily by the range of services provided the public, use of those services and Division-operated lands and facilities, wildlife management tasks, available cash fund revenue, and the authority to spend that revenue provided by the General Assembly.

As a state enterprise, the Division is mostly cash funded through hunting and fishing license sales, state parks passes, and related fees. Non-appropriated sources like lottery proceeds, Great Outdoors Colorado (GOCO) grants, and federal funding also provide a significant source of funding. The briefing issue later in this document will discuss specific sources of fee revenue in greater detail. This section will focus instead on how the Division spends its money.

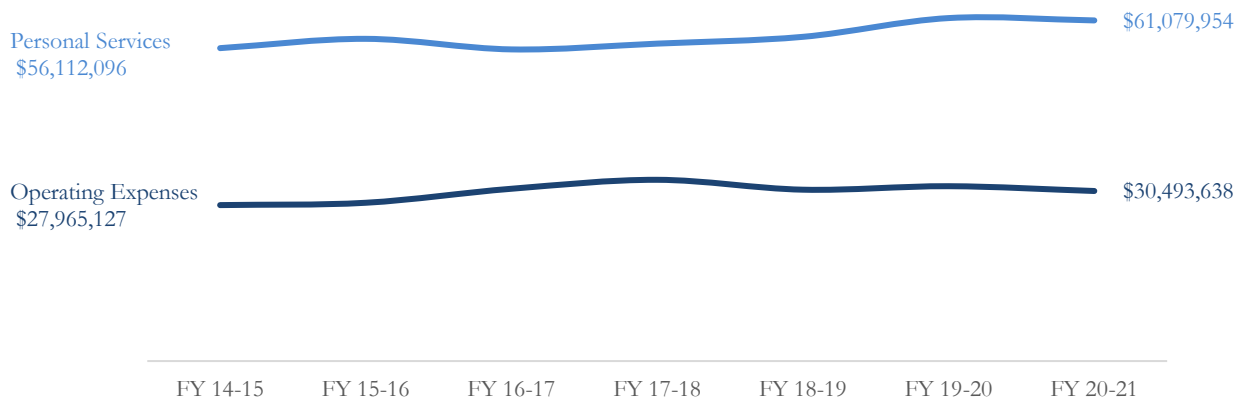
WILDLIFE OPERATIONS EXPENDITURES

The Wildlife Operations line item is the largest line in the Department’s budget—\$86.5 million in FY 2021-22—making up just over one-quarter of all Long Bill appropriations and about 41.1 percent of the Department’s FTE. Most expenditures in this line item go to compensation for both full- and part-time personnel, with the largest share going to wildlife manager and technician job classes. Wildlife managers are informally known as “game wardens;” they manage wildlife populations, deal with hunting or fishing violations, and respond to human/animal conflicts. Technician tasks vary; they may do everything from biological research to boat inspections to fish hatchery maintenance.

The total number of FTE reflected in the Long Bill has increased by less than 1.0 percent in recent years, ranging between 619.6 in FY 2016-17 to 625.6 in FY 2021-22. This suggests that compensation policies and promotions/turnover within the Division drive changes in expenditures (see graph below).

Operating expenses are also a significant budget driver, historically accounting for about \$30.0 million annually in the Wildlife Operations line item. Contributing factors include the price and volume of supplies and materials, maintenance needs, building/equipment rentals, travel, and marketing.

Wildlife Operations actual expenditures for both **personal services** and **operating expenses** increased by 9.0 percent from FY 2014-15 to FY 2020-21



Expenditures include all fund sources, including federal funds

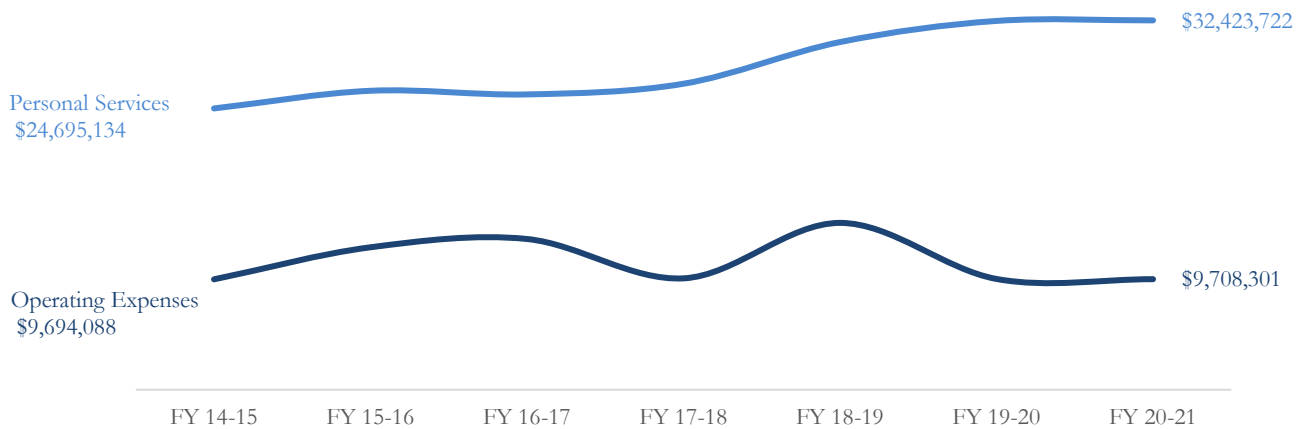
STATE PARK OPERATIONS EXPENDITURES

State Park Operations is the second largest line item in the Department’s budget—\$38.4 million in FY 2021-22—making up 11.5 percent of total appropriations and 17.4 percent of total FTE. Like Wildlife Operations, most expenditures go toward compensation for full- and part-time personnel. The largest share of personal services spending goes to park managers—about \$8.0 million in FY 2020-21. The Division also spends about \$4.0-5.0 million annually on part-time temporary employees.

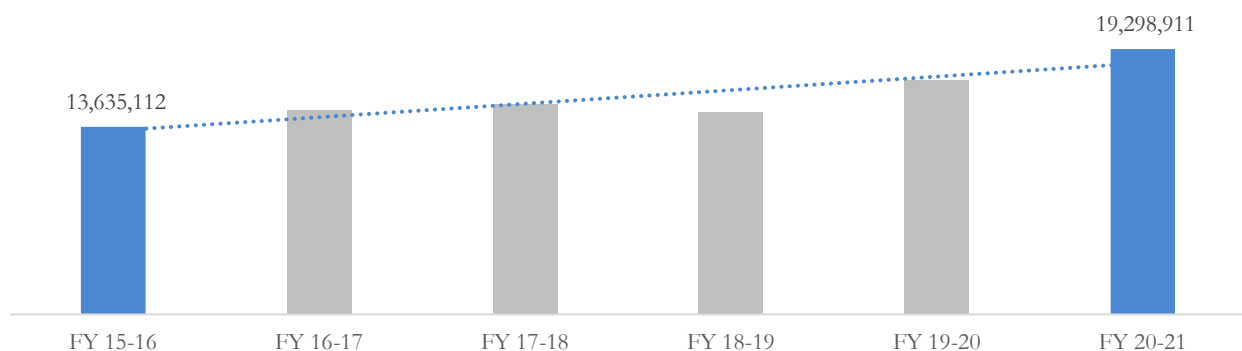
The total number of FTE reflected in the Long Bill for State Parks remained relatively flat from FY 2014-15 to FY 2019-20, ranging from 255.1 to 260.1 FTE. However, H.B. 21-1326 (General Fund Support DNR Programs) added 14.0 FTE to State Parks for FY 2020-21, a significant change from the trend in previous years.

Operating expenses make up a smaller but still significant share of spending. Contributing expenses include the cost and volume of supplies and materials, maintenance needs, and the cost and use of utilities like electricity. Visitation and usage of parks facilities are the primary drivers behind these expenses; more visitation requires more cleaning, landscape restoration, equipment repairs, toilet paper, garbage bags, etc.

State Park Operations actual expenditures for **personal services** increased by 31.3 percent from FY 2014-15 to FY 2020-21, while **operating expenses** remained flat amid some variation



Visitation to state parks in FY 2020-21 was up by 41.5 percent compared to FY 2015-16



NON-APPROPRIATED FUNDS: LOTTERY PROCEEDS, GOCO GRANTS, FEDERAL FUNDS

State Parks currently receives 10.0 percent of net lottery proceeds to develop, maintain, and improve state park properties and facilities. Another 50.0 percent of net lottery proceeds are allocated to the Great Outdoors Colorado Trust Fund, which is split between grants for State Parks and Wildlife.¹ Grants for State Parks are used for developing new parks (capital) as well as enhancing and maintaining existing parks (operating). Wildlife grants are used for species protection, habitat management, and wildlife education. GOCO funds are earmarked for specific topics, projects, and programs based on an investment plan submitted by CPW. If or when GOCO funding expires, CPW may turn to appropriated cash fund sources to continue operating and maintaining those projects.

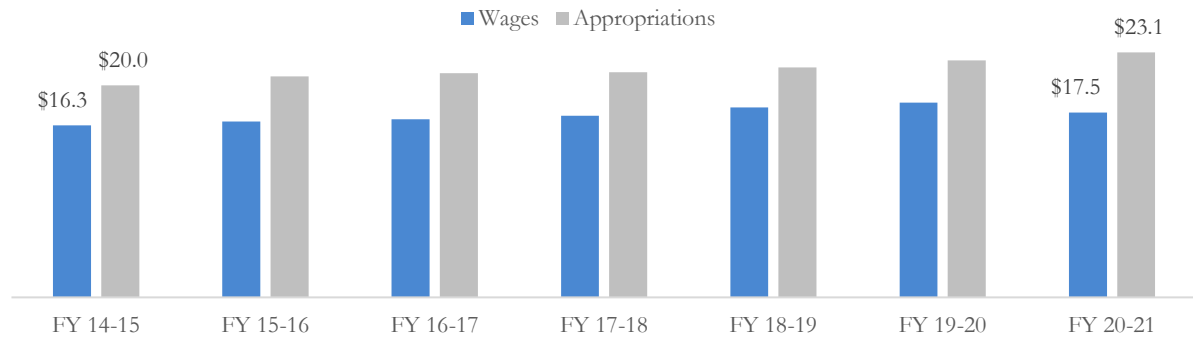
GREAT OUTDOORS COLORADO (GOCO) BOARD GRANTS				
	FY 2018-19 AWARD	FY 2019-20 AWARD	FY 2020-21 AWARD	FY 2021-22 REQUEST
Parks Capital Budget	\$12,431,795	\$20,902,917	\$9,791,024	\$9,139,449
Parks Operating Budget	5,920,000	7,283,935	7,833,935	7,833,935
Total GOCO Grants - Parks	\$18,351,795	\$28,186,852	\$17,624,959	\$16,973,384
Wildlife Base Capital Budget	\$7,900,000	\$12,520,000	\$10,548,589	\$4,400,000
Wildlife Operating Budget	8,440,500	9,640,500	9,640,500	9,599,923
Total GOCO Grants - Wildlife	\$16,340,500	\$22,160,500	\$20,189,089	\$13,999,923

CPW also receives between \$25.0-30.0 million annually in federal funding, which mostly comes from federal excise taxes on firearms, ammunition, archery equipment, and fishing equipment. Distribution of these funds is based on the size of the state and the number of licensed hunters and anglers. Pursuant to a plan approved by the Secretary of the Interior, federal funds will provide up to 75.0 percent of the cost of a project on a reimbursement basis. This means that CPW must use cash fund sources to pay for the full cost of a project up-front.

DIVISION OF WATER RESOURCES (DWR)

The Division of Water Resources almost entirely supported by the General Fund. The main factor driving appropriations to DWR is the number of personnel supported by the budget to manage water resources in the state of Colorado. On average, 80.0 percent of DWR’s appropriated budget goes to wages for full- and part-time personnel. The DWR budget has not changed much in recent years, in part because the number of budgeted FTE has not changed much, staying constant at 247.0 since FY 2017-18.

Wages drive actual expenditures in DWR's Water Administration line item (\$ millions)



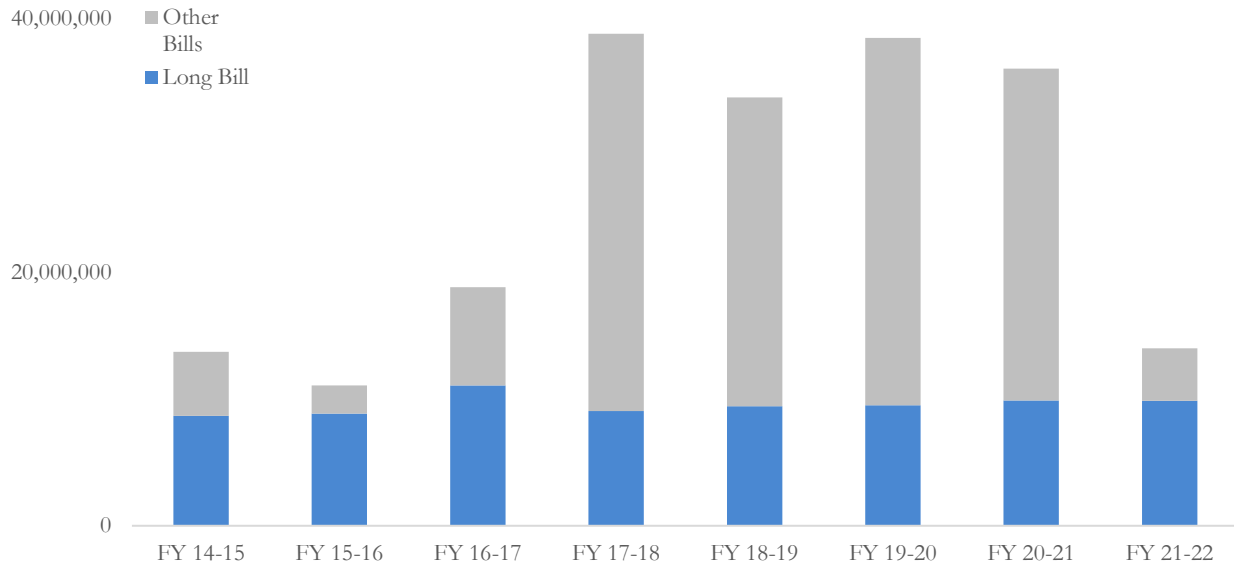
¹ The remaining 40.0 percent of net lottery proceeds goes to the Conservation Trust Fund administered by the Department of Local Affairs.

COLORADO WATER CONSERVATION BOARD (CWCB)

The Long Bill budget for the CWCB is almost entirely cash-funded by the CWCB Construction Fund, which gets most of its revenue from federal mineral lease distributions and interest on loans for water projects.²

The largest changes in annual appropriations to the CWCB occur outside of the budget process, primarily in the annual CWCB Projects Bill, which authorizes funding for specific purposes and projects based on available cash funds. The biggest changes to Long Bill appropriations occur when non-Project bills are annualized into the CWCB budget, though these are relatively rare. Smaller changes include the occasional addition of FTE (4.0 between FY 2014-15 and FY 2021-22) and increases in compensation pursuant to common policy decision. The following graph demonstrates the impact of non-Long Bill legislation on the CWCB budget.

CWCB's **base Long Bill budget** changes very little year over year, with the biggest swings in annual appropriations driven by the **CWCB Projects Bill and other legislation**.



² The CWCB Construction Fund provides loans and grants for projects that will increase the beneficial consumptive use of Colorado's waters. Statute limits participation to projects that can repay the CWCB's investment, unless specifically authorized by the legislature, and authorizes the CWCB to approve loans of less than \$10.0 million without legislative approval.

SUMMARY: FY 2021-22 APPROPRIATION & FY 2022-23 REQUEST

DEPARTMENT OF NATURAL RESOURCES (EDO, CPW, CWCB, DWR)						
	TOTAL FUNDS	GENERAL FUND	CASH FUNDS	REAPPROPRIATED FUNDS	FEDERAL FUNDS	FTE
FY 2021-22 APPROPRIATION:						
SB 21-205 (Long Bill)	285,744,131	37,119,409	217,938,240	7,315,179	23,371,303	1,262.9
Other legislation	14,707,395	216,070	14,491,325	0	0	4.9
TOTAL	\$300,451,526	\$37,335,479	\$232,429,565	\$7,315,179	\$23,371,303	1,267.8
FY 2022-23 REQUESTED APPROPRIATION:						
FY 2021-22 Appropriation	\$300,451,526	37,335,479	\$232,429,565	\$7,315,179	\$23,371,303	1,267.8
R1 Increased outdoor rec and conservation	5,939,796	0	5,939,796	0	0	15.5
R2 Water plan project support	700,309	0	700,309	0	0	6.0
R3 Outdoor regional partnerships	861,506	0	861,506	0	0	1.0
R4 Water accounting support	332,579	332,579	0	0	0	3.0
R5 Land board water resources manager	23,067	0	23,067	0	0	0.0
R6 Assistant director energy innovation	159,551	0	0	159,551	0	1.0
R7 Internet protocol phones	80,508	11,508	67,218	1,782	0	0.0
R8 CPW asset maintenance and repairs	5,000,000	0	5,000,000	0	0	0.0
R9 Wildlife council spending authority	800,000	0	800,000	0	0	0.0
R10 Records access system and radios	1,084,600	0	1,084,600	0	0	0.0
Centrally appropriated line items	6,386,077	(326,671)	6,108,307	498,439	106,002	0.0
Non-prioritized decision items	581,499	49,512	550,206	1,020	(19,239)	0.0
Technical adjustments	495,873	0	495,873	0	0	0.0
Indirect cost assessment	264,786	289,705	184,272	(289,705)	80,514	0.0
Annualize prior year legislation	(3,430,404)	33,866	(3,486,251)	20,727	1,254	(0.9)
Annualize prior year budget actions	(1,026,565)	(4,689)	(918,608)	(6,234)	(97,034)	1.0
TOTAL	\$318,704,708	\$37,721,289	\$249,839,860	\$7,700,759	\$23,442,800	1,294.4
INCREASE/(DECREASE)	\$18,253,182	\$385,810	\$17,410,295	\$385,580	\$71,497	26.6
Percentage Change	6.1%	1.0%	7.5%	5.3%	0.3%	2.1%

R1 INCREASED OUTDOOR REC AND CONSERVATION: The Department requests an increase of \$5.9 million cash funds and 15.5 FTE starting in FY 2022-23. Of this amount, \$2.9 million would come from the Parks and Outdoor Recreation Cash Fund and \$3.0 million would come from the Wildlife Cash Fund.

Most of the requested increase (\$3.8 million) would support operating budgets for state parks and wildlife operations. Smaller amounts would support increased wages for temporary hourly staff, maintenance of the COTREX trails app, and a shuttle service to El Dorado Canyon State Park. All of the requested 15.5 FTE would be housed within wildlife operations, including six additional district wildlife managers (commonly referred to as “game wardens”).

The request aims to use recent increases in revenue to provide better services and meet the goals outlined in S.B. 18-143 (Parks and Wildlife Measures to Increase Revenue), which increased various

fees within CPW. The Department indicates that funding is for a theory-informed practice as defined in S.B. 21-284 (Evidence-based evaluation for budget).

R2 WATER PLAN PROJECT SUPPORT: The Department requests an increase of \$700,309 cash funds and 6.0 FTE for the Water Plan Grant Program starting in FY 2022-23. This includes 4.0 regional project managers that would live and work in each of the following regions: (a) South and North Platte basins, (b) Arkansas Basin, (c) Rio Grande Basin, and (d) Colorado, Gunnison, and Yampa/White/Green basins. Tasks for these FTE include coordination and planning with stakeholders for project identification, assistance through the grant process, evaluating grant applications, making recommendations to the CWCB Director and Board, and project management.

The request aims to provide the Water Plan Grant Program with staff dedicated solely to the Program, which is currently managed by staff with other responsibilities. Funding would come from the Water Plan Implementation Cash Fund, which recently received a \$15.0 million General Fund infusion and a \$7.9 million distribution from sports betting revenue. The Department indicates that funding is for a theory-informed program as defined in S.B. 21-284 (Evidence-based evaluation for budget).

R3 OUTDOOR REGIONAL PARTNERSHIPS: The Department requests \$861,506 cash funds and 1.0 FTE starting in FY 2022-23. The Parks and Outdoor Recreation Cash Fund and the Wildlife Cash Fund would each provide half of the requested amount. The request aims to provide grant funding for regional coalitions to develop plans to balance outdoor recreation and wildlife conservation. These plans would then inform an updated Statewide Comprehensive Outdoor Recreation Plan in 2023. The State has to develop this plan to be eligible for certain federal funds. The Department indicates that funding is for a theory-informed program as defined in S.B. 21-284 (Evidence-based evaluation for budget).

R4 WATER ACCOUNTING SUPPORT: The Department requests \$332,579 General Fund and 3.0 FTE starting in FY 2022-23. These FTE would be water accounting coordinators in the South Platte River, Arkansas River, and Rio Grand River basins. Water accounting coordinators track and review legal mechanisms that allow water users to divert water in one location and replace it in another. The coordinators' work informs the work of water commissioners, who work in the field to make sure water gets to where it legally needs to go.

Per the Department, water accounting is a complicated process that grows more complicated as demand increases and supply decreases, thereby driving an increase in accounting needs and requirements. The request aims to provide sufficient staffing to avoid “injury” to water rights. The Department indicates that funding is for a theory-informed program as defined in S.B. 21-284 (Evidence-based evaluation for budget).

R5 LAND BOARD WATER RESOURCES MANAGER: *This decision item will be covered in a separate staff briefing by Mitch Burmeister on November 16, 2021.*

R6 ASSISTANT DIRECTOR ENERGY INNOVATION: *This decision item will be covered in a separate staff briefing by Mitch Burmeister on November 16, 2021.*

R7 INTERNET PROTOCOL PHONES: The request includes an increase of \$80,508 total funds in FY 2022-23 to support the Department's transition to a new phone system supported by the Governor's Office of Information Technology. This would annualize to \$483,161 total funds in FY 2023-24. The Department also plans to submit a supplemental request for \$263,159 total funds in FY 2021-22. The Department indicates that funding is for a theory-informed program as defined in S.B. 21-284 (Evidence-based evaluation for budget).

R8 CPW ASSET MAINTENANCE AND REPAIRS: The request includes an increase of \$5.0 million cash funds spending authority starting in FY 2022-23 for CPW's Small Capital program. This program supports repairs, equipment replacement, construction, demolition, remodeling, and renovations at CPW properties. Of the \$5.0 million requested, \$3.3 million would come from the Wildlife Cash Fund and \$1.7 million would come from non-appropriated lottery funds (added to the Long Bill as informational-only). The purpose of the request is to better align Long Bill spending authority and funding sources with identified maintenance needs and available funds. The Department indicates that funding is for a theory-informed program as defined in S.B. 21-284 (Evidence-based evaluation for budget).

R9 WILDLIFE COUNCIL SPENDING AUTHORITY: The request includes an increase of \$800,000 cash funds from the Wildlife Management Public Education Fund (the Fund) beginning in FY 2022-23. A \$1.50 surcharge on hunting and fishing licenses provides the sole source of revenue for the Fund; revenue has increased recently due to growth in license sales. The request aims to use this revenue increase media-based education programs about the benefits of hunting and fishing in Colorado. The Department indicates that funding is for an evidence-informed program as defined in S.B. 21-284 (Evidence-based evaluation for budget).

R10 RECORDS ACCESS SYSTEM AND RADIOS: The request includes an increase of \$1,084,600 cash funds in starting in FY 2022-23 to provide ongoing support for: (1) maintaining CPW's law enforcement database, and (2) implementing an annual replacement cycle for 14.0 percent of the Division's radios. Funding would come from the Parks and Outdoor Recreation Cash Fund and the Wildlife Cash Fund. The Department indicates that funding is for a theory-informed program as defined in S.B. 21-284 (Evidence-based evaluation for budget).

CENTRALLY APPROPRIATED LINE ITEMS: The request includes an increase of \$6.4 million total funds for centrally appropriated line items.

CENTRALLY APPROPRIATED LINE ITEMS

	TOTAL FUNDS	GENERAL FUND	CASH FUNDS	REAPPROPRIATED FUNDS	FEDERAL FUNDS	FTE
Salary survey	\$5,006,060	\$659,952	\$4,106,365	\$140,213	\$99,530	0.0
Payments to OIT	727,268	(721,519)	1,476,922	(92,436)	64,301	0.0
Legal services	510,943	128,299	308,099	104,087	(29,542)	0.0
Health, life, and dental	410,327	(421,021)	513,312	327,373	(9,337)	0.0
AED	206,591	15,313	190,895	9,817	(9,434)	0.0
SAED	206,591	15,313	190,895	9,817	(9,434)	0.0
CORE	75,481	5,542	68,106	1,051	782	0.0
Leased space	69,117	15,563	53,612	(58)	0	0.0
Shift differential	6,625	0	6,625	0	0	0.0
Short-term disability	5,609	242	5,136	515	(284)	0.0
Capitol Complex leased space	(476,561)	(9,357)	(452,059)	(9,714)	(5,431)	0.0
Workers' compensation	(252,682)	(22,706)	(230,774)	1,238	(440)	0.0
PERA Direct Distribution	(94,966)	(32,217)	(61,114)	(1,635)	0	0.0
Risk management and property	(14,326)	39,925	(67,713)	8,171	5,291	0.0
TOTAL	\$6,386,077	(\$326,671)	\$6,108,307	\$498,439	\$106,002	0.0

NON-PRIORITIZED DECISION ITEMS: The request includes a net increase of \$581,499 total funds for non-prioritized decision items.

NON-PRIORITIZED DECISION ITEMS

	TOTAL FUNDS	GENERAL FUND	CASH FUNDS	REAPPROPRIATED FUNDS	FEDERAL FUNDS	FTE
DPA Paid family leave	\$291,635	\$45,180	\$230,041	\$9,599	\$6,815	0.0
DPA Paid family medical leave act	111,198	3,427	107,227	544	0	0.0
Vehicle lease payments	100,151	(19,205)	161,107	(14,186)	(27,565)	0.0
OIT Budget request package	73,377	19,250	47,813	4,909	1,405	0.0
DPA CSEAP resources	5,138	860	4,018	154	106	0.0
TOTAL	\$581,499	\$49,512	\$550,206	\$1,020	(\$19,239)	0.0

TECHNICAL ADJUSTMENTS: The request includes a net increase of \$495,873 cash funds for technical adjustments related to roll-forward spending authority for the Outdoor Equity Grant Program and lease depreciation payments for CPW.

INDIRECT COST ASSESSMENT: The request includes a net increase in the Department's indirect cost assessment.

ANNUALIZE PRIOR YEAR LEGISLATION: The request includes a net decrease of \$3.4 million total funds to reflect the FY 2022-23 impact of bills passed in previous sessions.

ANNUALIZE PRIOR YEAR LEGISLATION

	TOTAL FUNDS	GENERAL FUND	CASH FUNDS	REAPPROPRIATED FUNDS	FEDERAL FUNDS	FTE
HB 21-1318 Outdoor equity grants	\$750,000	\$0	\$750,000	\$0	\$0	0.0
SB18-200 PERA unfunded liability	529,026	97,560	409,485	20,727	1,254	0.0
SB 21-189 CWCB projects bill	(4,250,000)	0	(4,250,000)	0	0	0.0
SB 21-249 Keep CO wild	(235,920)	0	(235,920)	0	0	0.6
SB 21-245 Backcountry search & rescue	(216,070)	(216,070)	0	0	0	(1.5)
H.B 21-1153 COWINS	(7,440)	152,376	(159,816)	0	0	0.0
TOTAL	(\$3,430,404)	\$33,866	(\$3,486,251)	\$20,727	\$1,254	(0.9)

ANNUALIZE PRIOR YEAR BUDGET ACTIONS: The request includes a net decrease of \$1,026,565 total funds for prior year budget actions.

ANNUALIZE PRIOR YEAR BUDGET ACTIONS						
	TOTAL FUNDS	GENERAL FUND	CASH FUNDS	REAPPROPRIATED FUNDS	FEDERAL FUNDS	FTE
FY 21-22 R2 Fishers Peak staff	\$70,165	\$0	\$70,165	\$0	\$0	1.0
Annualize prior year salary survey	(1,088,527)	(4,689)	(980,570)	(6,234)	(97,034)	0.0
FY 21-22 R3 Habitat connectivity	(8,203)	0	(8,203)	0	0	0.0
TOTAL	(\$1,026,565)	(\$4,689)	(\$918,608)	(\$6,234)	(\$97,034)	1.0

ISSUE: WILDLIFE AND PARKS CASH FUNDS

The FY 2022-23 budget request includes an increase of \$11.0 million from the Wildlife Cash Fund (WCF) and \$5.0 million from the Parks and Outdoor Recreation Cash Fund (PCF). This includes all annualizations, centrally appropriated line items, and six decision items. This brief will focus on available funds and recent legislative guidance for the spending of those funds.

SUMMARY

The balance of the Wildlife Cash Fund can support increased spending authority requested by the Department. The same holds true for the Parks Cash Fund, especially if the Keep Colorado Wild Pass (S.B. 21-249) is implemented as intended and revenue is remotely in line with the bill's fiscal note. In staff's view, CPW's requests fall within authorities and intent provided by statute and recent legislation, such as S.B. 18-143 (Parks and Wildlife Measures to Increase Revenue, or Future Generations Act).

DISCUSSION

CPW has a statutory mandate to continuously increase and improve outdoor and wildlife-related recreation opportunities in Colorado. Specifically, CPW shall continuously acquire, develop, and manage recreational lands, waters, facilities, and wildlife habitats.³ In staff's view, CPW's FY 2022-23 requests fall within this general statutory guidance, as well as guidance provided by S.B. 18-143.

Three decision items (R1 Outdoor Rec, R8 Asset Maintenance, and R9 Wildlife Council) cited S.B. 18-143 as an underlying driver of both revenue and the purpose of increased spending. That bill increased various hunting, fishing, and state parks fees. It also provided the Parks and Wildlife Commission with the authority to adjust hunting and fishing fees with inflation. Per the bill's legislative declaration, these changes were aimed at providing sufficient revenue to: (1) improve service delivery and recruit and retain qualified employees, (2) reduce construction and maintenance backlogs, (3) increase the number of hunters and anglers in the State.⁴

The Department cited service delivery and recruitment in R1, saying the requested 15.5 FTE will help CPW improve wildlife populations and maintain state wildlife areas. Similarly, the requested increase in base operating budgets would help the Division adjust for increased costs related to both wildlife and state parks services. For R8, the Department linked its approval to the goal of reducing maintenance and repair backlogs at state parks and wildlife areas. For R9, the Department linked the request to the increase in revenue generated by S.B. 18-143, which would be used to educate the general public about the benefits of hunting and fishing.

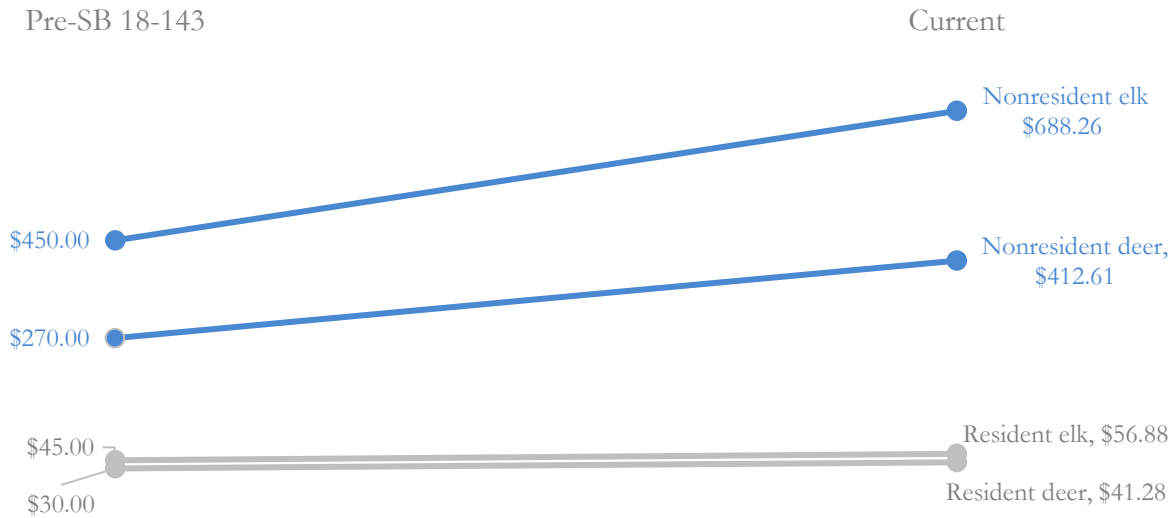
WILDLIFE CASH FUND REVENUE AND FUND BALANCE

The Wildlife Cash Fund (WCF) receives most of its revenue from hunting and fishing license sales. Historically, nonresident elk hunting licenses make up the largest share of revenue for the WCF, but a very small share of sales volume. This occurs because nonresidents tend to pay substantially more for licenses than residents. Costs for both groups have gone up since the passage of S.B. 18-143, but more so for nonresidents.

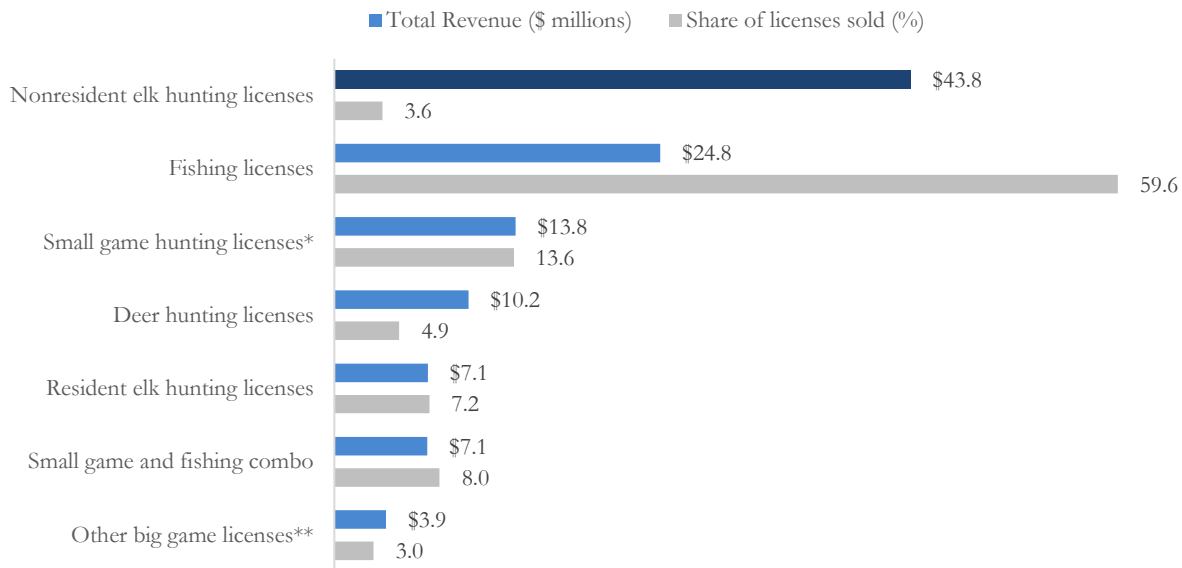
³ Sections 33-1-101 (1) and 33-10-101 (1), C.R.S.

⁴ There were other goals as well. To see all the goals and specific metrics on their progress, see CPW's most recent report: <https://cpw.state.co.us/Documents/About/Reports/FutureGenerationsAct-Report-2021.pdf>

Nonresident elk and deer license fees have increased by about 53.0% since S.B. 18-143, providing a substantial increase in revenue



Nonresident elk licenses made up 40% of \$110.6 million in license sales in FY 2020-21



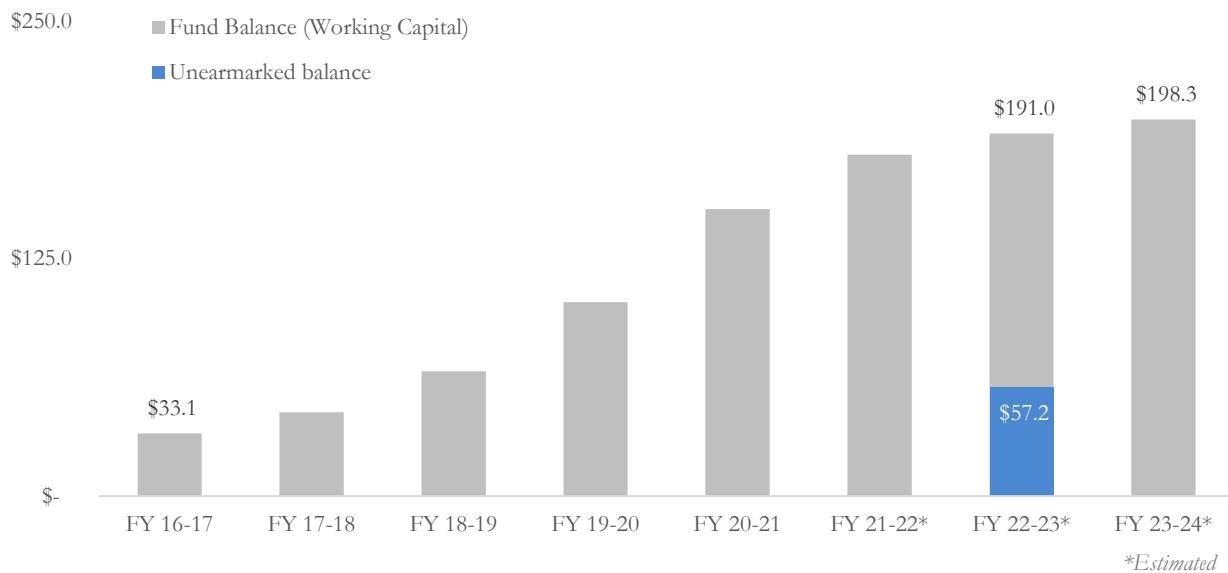
* Includes falconry, furbearer, prairie chicken, small game, and turkey licenses and waterfowl stamps.

** Includes pronghorn, mountain lion, bighorn sheep, desert sheep, mountain goat, moose, and bear licenses.

A 12.5 percent rise in sales volume and the increased fees boosted revenue by almost 40.0 percent from FY 2017-18 to FY 2020-21. The Department expects that the WCF balance will exceed \$190.0 million in FY 2022-23 even when accounting for approval of the requested decision items *and* a \$55.2 million capital construction request.

However, that \$190.0 million balance comes with a caveat. Per the Department, a significant portion of that balance is earmarked for specific purposes and projects. For example, hunters and anglers have to buy a \$10.40 Habitat Stamp once a year in order to purchase other licenses. This fee is deposited into the Wildlife Cash Fund, but statute requires that it is used specifically for improvement of and access to wildlife habitat. For FY 2022-23, CPW has earmarked \$22.8 million of the \$191.0 million balance as habitat stamp funds. The balance also includes \$21.3 million in funds obligated for active large capital projects. Still, the end result is an “available” balance exceeding \$57.2 million even when including increased spending for the FY 2022-23 budget and capital requests.

Unearmarked balance of the Wildlife Cash Fund expected to be sufficient even if all FY 2022-23 decision items approved as requested (\$ millions)



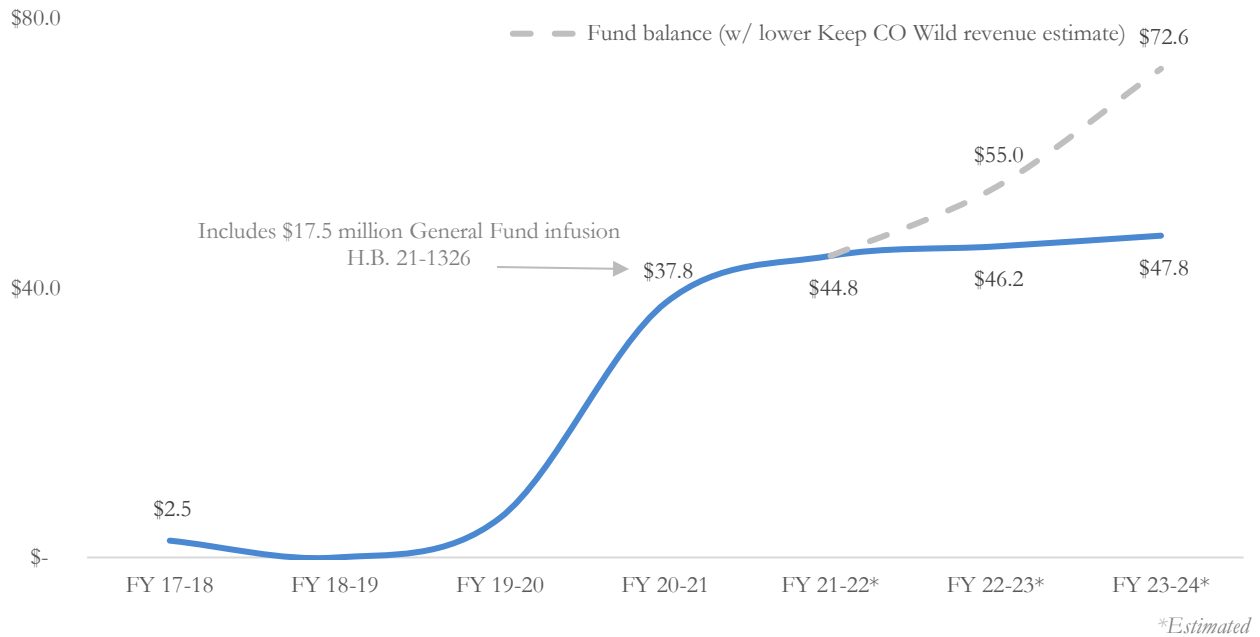
PARKS CASH FUND REVENUE AND FUND BALANCE

Like the Wildlife Cash Fund, fee revenue is the primary contributor to the Parks Cash Fund. The largest sources of fee revenue are campsite fees, regular annual passes, and day passes to state parks. The primary driver behind a recent increase in revenue is an increase in sales volume and visitation.

STATE PARKS VISITATION AND SALES VOLUME				
	FY 2018-19	FY 2019-20	FY 2020-21	CHANGE (%)
Visitation	14,746,030	17,066,484	19,298,911	30.9%
Regular annual pass	96,654	126,057	145,737	50.8%
Daily pass	923,617	1,130,258	1,176,551	27.4%
Camping	419,785	415,669	550,817	31.2%
License, pass, permit revenue	\$29,809,312	\$37,348,614	\$45,988,184	54.3%

This increase in revenue was supplemented by a \$17.5 million General Fund transfer to the Parks Fund via H.B. 21-1326 (General Fund Support DNR Programs). In addition to that bill, the General Assembly also passed S.B. 21-249 (Keep CO Wild) to increase revenue to the Parks Fund. The fiscal note for that bill assumed that revenue would increase by between \$17.6 and 37.6 million. The end result is a fund balance that should sufficiently cover increased appropriations for FY 2022-23 (see graph on next page).

Balance of the Parks Cash Fund expected to be sufficient even if all FY 2022-23 decision items approved as requested (\$ millions)



CONCLUSION

The balance of the Wildlife Cash Fund can support increased spending authority requested by the Department. The same holds true for the Parks Cash Fund, especially if the Keep Colorado Wild Pass (S.B. 21-249) is implemented as intended and revenue is remotely in line with the bill’s fiscal note. In staff’s view, CPW’s requests fall within authorities and intent provided by statute and recent legislation, such as S.B. 18-143.

APPENDIX A
NUMBERS PAGES
(DIGITAL ONLY)

Appendix A details actual expenditures for the last two fiscal years, the appropriation for the current fiscal year, and the requested appropriation for next fiscal year. This information is listed by line item and fund source. *Appendix A is only available in the online version of this document.*

Appendix A: Numbers Pages

	FY 2019-20 Actual	FY 2020-21 Actual	FY 2021-22 Appropriation	FY 2022-23 Request	Request vs. Appropriation
--	----------------------	----------------------	-----------------------------	-----------------------	------------------------------

DEPARTMENT OF NATURAL RESOURCES
Dan Gibbs, Executive Director

(1) EXECUTIVE DIRECTOR'S OFFICE

(A) Administration

Personal Services	<u>3,950,447</u>	<u>4,297,148</u>	<u>4,476,553</u>	<u>4,792,077</u> *
FTE	37.5	38.8	45.5	47.5
General Fund	(60,000)	0	0	126,861
Cash Funds	0	0	126,453	58,916
Reappropriated Funds	4,010,447	4,297,148	4,350,100	4,606,300
Federal Funds	0	0	0	0
Health, Life, and Dental	<u>16,334,701</u>	<u>16,712,961</u>	<u>18,769,338</u>	<u>19,584,115</u> *
General Fund	3,239,669	2,151,198	3,587,245	3,511,988
Cash Funds	12,782,471	13,963,072	14,554,675	15,402,292
Reappropriated Funds	312,561	598,691	224,189	275,943
Federal Funds	0	0	403,229	393,892
Short-term Disability	<u>175,669</u>	<u>178,267</u>	<u>179,334</u>	<u>187,891</u> *
General Fund	28,127	31,080	31,485	32,225
Cash Funds	142,236	141,472	136,753	144,166
Reappropriated Funds	5,306	5,715	6,205	6,893
Federal Funds	0	0	4,891	4,607

*Line item includes a decision item

Appendix A: Numbers Pages

	FY 2019-20 Actual	FY 2020-21 Actual	FY 2021-22 Appropriation	FY 2022-23 Request	Request vs. Appropriation
S.B. 04-257 Amortization Equalization Disbursement	<u>5,834,997</u>	<u>5,881,194</u>	<u>6,274,184</u>	<u>6,572,819</u>	*
General Fund	927,662	919,279	988,697	1,019,240	
Cash Funds	4,732,346	4,784,922	4,921,127	5,183,428	
Reappropriated Funds	174,989	176,993	203,487	218,712	
Federal Funds	0	0	160,873	151,439	
S.B. 06-235 Supplemental Amortization Equalization Disbursement	<u>5,834,997</u>	<u>5,881,194</u>	<u>6,274,184</u>	<u>6,572,819</u>	*
General Fund	927,662	919,279	988,697	1,019,240	
Cash Funds	4,732,346	4,784,922	4,921,127	5,183,428	
Reappropriated Funds	174,989	176,993	203,487	218,712	
Federal Funds	0	0	160,873	151,439	
PERA Direct Distribution	<u>3,072,937</u>	<u>0</u>	<u>3,098,784</u>	<u>3,003,818</u>	
General Fund	554,805	0	567,764	535,547	
Cash Funds	2,427,367	0	2,430,519	2,369,405	
Reappropriated Funds	90,765	0	100,501	98,866	
Federal Funds	0	0	0	0	
Salary Survey	<u>4,574,341</u>	<u>0</u>	<u>4,108,736</u>	<u>5,006,060</u>	
General Fund	607,187	0	647,076	659,952	
Cash Funds	3,858,843	0	3,221,250	4,106,365	
Reappropriated Funds	108,311	0	135,138	140,213	
Federal Funds	0	0	105,272	99,530	

*Line item includes a decision item

Appendix A: Numbers Pages

	FY 2019-20 Actual	FY 2020-21 Actual	FY 2021-22 Appropriation	FY 2022-23 Request	Request vs. Appropriation
Shift Differential	<u>35,039</u>	<u>38,953</u>	<u>48,117</u>	<u>54,742</u>	
General Fund	0	0	0	0	
Cash Funds	35,039	38,953	48,117	54,742	
Reappropriated Funds	0	0	0	0	
Federal Funds	0	0	0	0	
Workers' Compensation	<u>1,447,792</u>	<u>1,367,677</u>	<u>1,210,150</u>	<u>957,468</u>	
General Fund	64,639	107,726	175,209	152,503	
Cash Funds	1,360,005	1,245,205	1,027,989	797,215	
Reappropriated Funds	14,324	10,218	3,679	4,917	
Federal Funds	8,824	4,528	3,273	2,833	
Operating Expenses	<u>146,545</u>	<u>91,400</u>	<u>196,281</u>	<u>209,741</u>	*
General Fund	0	0	0	1,620	
Cash Funds	0	0	9,060	7,950	
Reappropriated Funds	146,545	91,400	187,221	200,171	
Federal Funds	0	0	0	0	
Legal Services	<u>5,107,343</u>	<u>5,482,947</u>	<u>5,134,607</u>	<u>5,645,550</u>	
General Fund	1,366,765	1,432,746	1,329,757	1,458,056	
Cash Funds	3,644,944	3,963,212	3,727,763	4,035,862	
Reappropriated Funds	20,539	0	33,837	137,924	
Federal Funds	75,095	86,989	43,250	13,708	
Administrative Law Judge Services	<u>615</u>	<u>0</u>	<u>0</u>	<u>0</u>	
General Fund	0	0	0	0	
Cash Funds	615	0	0	0	
Reappropriated Funds	0	0	0	0	
Federal Funds	0	0	0	0	

*Line item includes a decision item

Appendix A: Numbers Pages

	FY 2019-20 Actual	FY 2020-21 Actual	FY 2021-22 Appropriation	FY 2022-23 Request	Request vs. Appropriation
Payment to Risk Management and Property Funds	<u>1,200,854</u>	<u>982,886</u>	<u>1,551,672</u>	<u>1,542,484</u>	*
General Fund	73,847	64,406	100,414	141,199	
Cash Funds	1,107,217	902,570	1,426,273	1,362,578	
Reappropriated Funds	11,831	8,735	14,497	22,822	
Federal Funds	7,959	7,175	10,488	15,885	
Vehicle Lease Payments	<u>3,789,144</u>	<u>4,043,946</u>	<u>4,847,036</u>	<u>5,030,172</u>	*
General Fund	248,282	283,220	368,895	349,690	
Cash Funds	3,449,541	3,663,507	4,367,545	4,611,637	
Reappropriated Funds	43,294	45,175	43,245	29,059	
Federal Funds	48,027	52,044	67,351	39,786	
Capital Outlay	<u>700,862</u>	<u>667,486</u>	<u>1,062,343</u>	<u>1,062,343</u>	
General Fund	0	0	0	0	
Cash Funds	698,562	667,486	1,057,006	1,057,006	
Reappropriated Funds	0	0	0	0	
Federal Funds	2,300	0	5,337	5,337	
Information Technology Asset Maintenance	<u>210,699</u>	<u>151,179</u>	<u>263,159</u>	<u>343,667</u>	*
General Fund	31,628	0	31,628	43,136	
Cash Funds	108,416	84,835	140,993	208,211	
Reappropriated Funds	70,655	66,344	90,538	92,320	
Federal Funds	0	0	0	0	
Leased Space	<u>1,543,555</u>	<u>1,779,487</u>	<u>1,871,767</u>	<u>1,987,084</u>	*
General Fund	640,243	673,446	706,385	741,748	
Cash Funds	871,973	1,076,928	1,136,064	1,216,076	
Reappropriated Funds	7,158	5,058	5,263	5,205	
Federal Funds	24,181	24,055	24,055	24,055	

*Line item includes a decision item

Appendix A: Numbers Pages

	FY 2019-20 Actual	FY 2020-21 Actual	FY 2021-22 Appropriation	FY 2022-23 Request	Request vs. Appropriation
Paid Family Leave Initiative	<u>0</u>	<u>0</u>	<u>0</u>	<u>291,635</u>	
General Fund	0	0	0	45,180	
Cash Funds	0	0	0	230,041	
Reappropriated Funds	0	0	0	9,599	
Federal Funds	0	0	0	6,815	
Paid Family Leave Medical Funding	<u>0</u>	<u>0</u>	<u>0</u>	<u>111,198</u> *	
General Fund	0	0	0	3,427	
Cash Funds	0	0	0	107,227	
Reappropriated Funds	0	0	0	544	
Federal Funds	0	0	0	0	
Capitol Complex Leased Space	<u>1,307,278</u>	<u>1,408,234</u>	<u>1,551,708</u>	<u>1,075,147</u>	
General Fund	245,658	264,631	291,590	282,233	
Cash Funds	664,011	715,290	788,166	336,107	
Reappropriated Funds	255,024	274,718	302,707	292,993	
Federal Funds	142,585	153,595	169,245	163,814	
CORE Operations	<u>923,668 0.0</u>	<u>616,928</u>	<u>541,043</u>	<u>616,524</u>	
General Fund	35,534	45,698	37,899	43,441	
Cash Funds	861,012	539,620	473,728	541,834	
Reappropriated Funds	11,112	12,692	12,469	13,520	
Federal Funds	16,010	18,918	16,947	17,729	
Species Conservation Trust Fund	<u>4,203,126</u>	<u>5,139,461</u>	<u>5,000,000</u>	<u>5,000,000</u>	
General Fund	0	0	0	0	
Cash Funds	4,203,126	5,139,461	5,000,000	5,000,000	
Reappropriated Funds	0	0	0	0	
Federal Funds	0	0	0	0	

*Line item includes a decision item

Appendix A: Numbers Pages

	FY 2019-20 Actual	FY 2020-21 Actual	FY 2021-22 Appropriation	FY 2022-23 Request	Request vs. Appropriation
Payments to OIT	<u>14,395,584</u>	<u>14,741,085</u>	<u>14,799,393</u>	<u>15,600,038</u> *	
General Fund	2,441,650	3,011,333	3,448,954	2,746,685	
Cash Funds	10,694,783	11,280,143	10,505,481	12,030,216	
Reappropriated Funds	1,126,216	320,532	653,577	566,050	
Federal Funds	132,935	129,077	191,381	257,087	
SUBTOTAL - (A) Administration	74,790,193	69,462,433	81,258,389	85,247,392	4.9%
FTE	<u>37.5</u>	<u>38.8</u>	<u>45.5</u>	<u>47.5</u>	4.4%
General Fund	11,373,358	9,904,042	13,301,695	12,913,971	(2.9%)
Cash Funds	56,374,853	52,991,598	60,020,089	64,044,702	6.7%
Reappropriated Funds	6,584,066	6,090,412	6,570,140	6,940,763	5.6%
Federal Funds	457,916	476,381	1,366,465	1,347,956	(1.4%)

(B) Special programs

Colorado Avalanche Information Center	<u>1,100,569</u>	<u>1,406,475</u>	<u>1,494,332</u>	<u>1,533,549</u>	
FTE	11.5	13.0	15.2	15.2	
General Fund	0	0	0	0	
Cash Funds	403,716	692,307	730,322	754,582	
Reappropriated Funds	650,939	665,671	745,039	759,996	
Federal Funds	45,914	48,497	18,971	18,971	
Indirect Cost Assessment	<u>59,663</u>	<u>1,503</u>	<u>58,249</u>	<u>70,336</u>	
General Fund	0	0	0	0	
Cash Funds	55,577	0	58,249	70,336	
Reappropriated Funds	0	0	0	0	
Federal Funds	4,086	1,503	0	0	

Appendix A: Numbers Pages

	FY 2019-20 Actual	FY 2020-21 Actual	FY 2021-22 Appropriation	FY 2022-23 Request	Request vs. Appropriation
Transfer to the Healthy Forests and Vibrant Communities					
Fund	<u>0</u>	<u>0</u>	<u>0</u>	<u>0</u>	
General Fund	0	0	0	0	
Cash Funds	0	0	0	0	
Reappropriated Funds	0	0	0	0	
Federal Funds	0	0	0	0	
SUBTOTAL - (B) Special Programs	1,160,232	1,407,978	1,552,581	1,603,885	3.3%
<i>FTE</i>	<u>11.5</u>	<u>13.0</u>	<u>15.2</u>	<u>15.2</u>	<u>0.0%</u>
General Fund	0	0	0	0	0.0%
Cash Funds	459,293	692,307	788,571	824,918	4.6%
Reappropriated Funds	650,939	665,671	745,039	759,996	2.0%
Federal Funds	50,000	50,000	18,971	18,971	0.0%
TOTAL - (1) Executive Director's Office	75,950,425	70,870,411	82,810,970	86,851,277	4.9%
<i>FTE</i>	<u>49.0</u>	<u>51.8</u>	<u>60.7</u>	<u>62.7</u>	<u>3.3%</u>
General Fund	11,373,358	9,904,042	13,301,695	12,913,971	(2.9%)
Cash Funds	56,834,146	53,683,905	60,808,660	64,869,620	6.7%
Reappropriated Funds	7,235,005	6,756,083	7,315,179	7,700,759	5.3%
Federal Funds	507,916	526,381	1,385,436	1,366,927	(1.3%)

Appendix A: Numbers Pages

	FY 2019-20 Actual	FY 2020-21 Actual	FY 2021-22 Appropriation	FY 2022-23 Request	Request vs. Appropriation
--	----------------------	----------------------	-----------------------------	-----------------------	------------------------------

(5) DIVISION OF PARKS AND WILDLIFE

(A) Colorado Parks and Wildlife Operations

State Park Operations	<u>35,956,056</u>	<u>36,662,606</u>	<u>38,372,397</u>	<u>42,510,936</u> *
FTE	282.9	282.5	265.0	266.6
General Fund	125,000	125,001	200,625	125,000
Cash Funds	34,988,857	36,401,009	37,726,966	41,941,130
Reappropriated Funds	0	0	0	0
Federal Funds	842,199	136,596	444,806	444,806
Wildlife Operations	<u>78,583,396</u>	<u>79,725,632</u>	<u>87,820,891</u>	<u>93,199,617</u> *
FTE	0.0	608.4	625.6	640.6
General Fund	0	0	1,240,445	1,100,000
Cash Funds	55,712,018	57,126,189	67,405,763	72,924,934
Reappropriated Funds	0	0	0	0
Federal Funds	22,871,378	22,599,443	19,174,683	19,174,683
Vendor commissions, fulfillment fees, and credit card fees	<u>9,513,781</u>	<u>10,677,423</u>	<u>14,555,758</u>	<u>14,555,758</u>
General Fund	0	0	0	0
Cash Funds	9,513,781	10,677,423	14,555,758	14,555,758
Reappropriated Funds	0	0	0	0
Federal Funds	0	0	0	0

*Line item includes a decision item

Appendix A: Numbers Pages

	FY 2019-20 Actual	FY 2020-21 Actual	FY 2021-22 Appropriation	FY 2022-23 Request	Request vs. Appropriation
--	----------------------	----------------------	-----------------------------	-----------------------	------------------------------

SUBTOTAL - (A) Colorado Parks and Wildlife					
Operations	124,053,233	127,065,661	140,749,046	150,266,311	6.8%
<i>FTE</i>	<u>282.9</u>	<u>890.9</u>	<u>890.6</u>	<u>907.2</u>	1.9%
General Fund	125,000	125,001	1,441,070	1,225,000	(15.0%)
Cash Funds	100,214,656	104,204,621	119,688,487	129,421,822	8.1%
Reappropriated Funds	0	0	0	0	0.0%
Federal Funds	23,713,577	22,736,039	19,619,489	19,619,489	0.0%

(B) Special Purpose

Snowmobile Program	<u>904,561</u>	<u>883,844</u>	<u>1,020,819</u>	<u>1,025,055</u>	
FTE	1.6	1.6	1.3	1.3	
General Fund	0	0	0	0	
Cash Funds	904,561	883,844	1,020,819	1,025,055	
Reappropriated Funds	0	0	0	0	
Federal Funds	0	0	0	0	
River Outfitters Regulation	<u>53,144</u>	<u>61,855</u>	<u>150,651</u>	<u>150,754</u>	
FTE	0.0	0.0	0.5	0.5	
General Fund	0	0	0	0	
Cash Funds	53,144	61,855	150,651	150,754	
Reappropriated Funds	0	0	0	0	
Federal Funds	0	0	0	0	

Appendix A: Numbers Pages

	FY 2019-20 Actual	FY 2020-21 Actual	FY 2021-22 Appropriation	FY 2022-23 Request	Request vs. Appropriation
Off-highway Vehicle Program	<u>530,386</u>	<u>354,833</u>	<u>583,449</u>	<u>591,548</u>	
FTE	3.0	0.0	3.0	3.0	
General Fund	0	0	0	0	
Cash Funds	530,386	354,833	583,449	591,548	
Reappropriated Funds	0	0	0	0	
Federal Funds	0	0	0	0	
Off-highway Vehicle Grants	<u>3,987,175</u>	<u>3,760,444</u>	<u>6,000,000</u>	<u>6,000,000</u>	
General Fund	0	0	0	0	
Cash Funds	3,987,175	3,760,444	6,000,000	6,000,000	
Reappropriated Funds	0	0	0	0	
Federal Funds	0	0	0	0	
Federal Grants	<u>1,619,504 2.0</u>	<u>784,511 2.0</u>	<u>750,000</u>	<u>750,000</u>	
General Fund	0	0	0	0	
Cash Funds	0	0	0	0	
Reappropriated Funds	0	0	0	0	
Federal Funds	1,619,504	784,511	750,000	750,000	
Stores Revolving Fund	<u>604,453</u>	<u>1,037,012</u>	<u>200,000</u>	<u>200,000</u>	
General Fund	0	0	0	0	
Cash Funds	604,453	1,037,012	200,000	200,000	
Reappropriated Funds	0	0	0	0	
Federal Funds	0	0	0	0	

Appendix A: Numbers Pages

	FY 2019-20 Actual	FY 2020-21 Actual	FY 2021-22 Appropriation	FY 2022-23 Request	Request vs. Appropriation
Information Technology	<u>1,377,766</u>	<u>1,726,779</u>	<u>2,605,016</u>	<u>2,605,016</u>	
General Fund	0	0	0	0	
Cash Funds	1,377,766	1,726,779	2,605,016	2,605,016	
Reappropriated Funds	0	0	0	0	
Federal Funds	0	0	0	0	
Trails Grants	<u>2,831,470</u>	<u>4,837,651</u>	<u>2,200,000</u>	<u>2,200,000</u>	
General Fund	0	0	0	0	
Cash Funds	2,831,470	3,087,243	1,800,000	1,800,000	
Reappropriated Funds	0	0	0	0	
Federal Funds	0	1,750,408	400,000	400,000	
Aquatic Nuisance Species Program	<u>4,441,158</u>	<u>1,662,125</u>	<u>3,936,267</u>	<u>3,950,042</u>	
FTE	5.2	4.3	4.0	4.0	
General Fund	0	0	0	0	
Cash Funds	4,441,158	1,662,125	3,936,267	3,950,042	
Reappropriated Funds	0	0	0	0	
Federal Funds	0	0	0	0	
Appropriation to Aquatic Nuisance Species Fund	<u>0</u>	<u>0</u>	<u>4,006,005</u>	<u>4,006,005</u>	
Cash Funds	0	0	4,006,005	4,006,005	
Game Damage Claims and Prevention	<u>928,181</u>	<u>912,735</u>	<u>1,282,500</u>	<u>1,282,500</u>	
General Fund	0	0	0	0	
Cash Funds	928,181	912,735	1,282,500	1,282,500	
Reappropriated Funds	0	0	0	0	
Federal Funds	0	0	0	0	

Appendix A: Numbers Pages

	FY 2019-20 Actual	FY 2020-21 Actual	FY 2021-22 Appropriation	FY 2022-23 Request	Request vs. Appropriation
Habitat Partnership Program	<u>2,841,446</u>	<u>2,676,171</u>	<u>2,537,575</u>	<u>2,550,743</u>	
FTE	6.1	4.7	3.0	3.0	
General Fund	0	0	0	0	
Cash Funds	2,841,446	2,676,171	2,537,575	2,550,743	
Reappropriated Funds	0	0	0	0	
Federal Funds	0	0	0	0	
Grants and Habitat Partnerships	<u>602,336</u>	<u>785,986</u>	<u>1,625,000</u>	<u>2,375,000</u> *	
General Fund	0	0	0	0	
Cash Funds	602,336	785,986	1,625,000	2,375,000	
Reappropriated Funds	0	0	0	0	
Federal Funds	0	0	0	0	
Outdoor Equity Grant Program	<u>0</u>	<u>0</u>	<u>730,674</u>	<u>2,032,482</u>	
FTE	0.0	0.0	1.0	1.0	
General Fund	0	0	0	0	
Cash Funds	0	0	730,674	2,032,482	
Reappropriated Funds	0	0	0	0	
Federal Funds	0	0	0	0	
Asset Maintenance and Repairs	<u>3,971,334</u>	<u>3,804,427</u>	<u>5,100,000</u>	<u>10,100,000</u> *	
General Fund	0	0	0	0	
Cash Funds	3,971,334	3,804,427	5,100,000	10,100,000	
Reappropriated Funds	0	0	0	0	
Federal Funds	0	0	0	0	

*Line item includes a decision item

Appendix A: Numbers Pages

	FY 2019-20 Actual	FY 2020-21 Actual	FY 2021-22 Appropriation	FY 2022-23 Request	Request vs. Appropriation
Annual Depreciation-lease Equivalent Payment	<u>31,680</u>	<u>194,797</u>	<u>431,051</u>	<u>375,116</u>	
General Fund	0	0	0	0	
Cash Funds	31,680	194,797	431,051	375,116	
Reappropriated Funds	0	0	0	0	
Federal Funds	0	0	0	0	
Beaver Park Dam Repayment	<u>333,333</u>	<u>333,333</u>	<u>333,334</u>	<u>333,334</u>	
General Fund	0	0	0	0	
Cash Funds	333,333	333,333	333,334	333,334	
Reappropriated Funds	0	0	0	0	
Federal Funds	0	0	0	0	
Chatfield Reallocation Project Loan Repayment	<u>276,699</u>	<u>276,699</u>	<u>276,700</u>	<u>276,700</u>	
General Fund	0	0	0	0	
Cash Funds	276,699	276,699	276,700	276,700	
Reappropriated Funds	0	0	0	0	
Federal Funds	0	0	0	0	
Indirect Cost Assessment	<u>7,710,627</u>	<u>7,926,662</u>	<u>4,405,610</u>	<u>4,675,095</u>	
General Fund	0	0	0	0	
Cash Funds	3,563,925	3,388,097	3,819,721	4,066,425	
Reappropriated Funds	0	0	0	0	
Federal Funds	4,146,702	4,538,565	585,889	608,670	

Appendix A: Numbers Pages

	FY 2019-20 Actual	FY 2020-21 Actual	FY 2021-22 Appropriation	FY 2022-23 Request	Request vs. Appropriation
SUBTOTAL - (B) Special Purpose	33,045,253	32,019,864	38,174,651	45,479,390	19.1%
<i>FTE</i>	<u>17.9</u>	<u>12.6</u>	<u>12.8</u>	<u>12.8</u>	<u>0.0%</u>
General Fund	0	0	0	0	0.0%
Cash Funds	27,279,047	24,946,380	36,438,762	43,720,720	20.0%
Reappropriated Funds	0	0	0	0	0.0%
Federal Funds	5,766,206	7,073,484	1,735,889	1,758,670	1.3%
TOTAL - (5) Division of Parks and Wildlife	157,098,486	159,085,525	178,923,697	195,745,701	9.4%
<i>FTE</i>	<u>300.8</u>	<u>903.5</u>	<u>903.4</u>	<u>920.0</u>	<u>1.8%</u>
General Fund	125,000	125,001	1,441,070	1,225,000	(15.0%)
Cash Funds	127,493,703	129,151,001	156,127,249	173,142,542	10.9%
Reappropriated Funds	0	0	0	0	0.0%
Federal Funds	29,479,783	29,809,523	21,355,378	21,378,159	0.1%

Appendix A: Numbers Pages

	FY 2019-20 Actual	FY 2020-21 Actual	FY 2021-22 Appropriation	FY 2022-23 Request	Request vs. Appropriation
--	----------------------	----------------------	-----------------------------	-----------------------	------------------------------

(6) COLORADO WATER CONSERVATION BOARD

(A) Administration

Personal Services	<u>3,253,460</u>	<u>3,497,016</u>	<u>3,549,646</u>	<u>4,067,789</u> *
FTE	30.6	30.7	32.0	37.0
General Fund	0	0	0	0
Cash Funds	3,253,460	3,497,016	3,549,646	4,067,789
Reappropriated Funds	0	0	0	0
Federal Funds	0	0	0	0
Operating Expenses	<u>1,129,738</u>	<u>496,404</u>	<u>542,540</u>	<u>616,322</u> *
General Fund	0	0	0	0
Cash Funds	1,129,738	496,404	542,540	616,322
Reappropriated Funds	0	0	0	0
Federal Funds	0	0	0	0
River Decision Support Systems	<u>462,462</u>	<u>468,121</u>	<u>506,228</u>	<u>520,707</u>
FTE	3.5	4.0	4.0	4.0
General Fund	0	0	0	0
Cash Funds	462,462	468,121	506,228	520,707
Reappropriated Funds	0	0	0	0
Federal Funds	0	0	0	0

*Line item includes a decision item

Appendix A: Numbers Pages

	FY 2019-20 Actual	FY 2020-21 Actual	FY 2021-22 Appropriation	FY 2022-23 Request	Request vs. Appropriation
SUBTOTAL - (A) Administration	4,845,660	4,461,541	4,598,414	5,204,818	13.2%
<i>FTE</i>	<u>34.1</u>	<u>34.7</u>	<u>36.0</u>	<u>41.0</u>	<u>13.9%</u>
General Fund	0	0	0	0	0.0%
Cash Funds	4,845,660	4,461,541	4,598,414	5,204,818	13.2%
Reappropriated Funds	0	0	0	0	0.0%
Federal Funds	0	0	0	0	0.0%

(B) Special Purpose

Intrastate Water Management and Development	<u>312,116</u>	<u>192,201</u>	<u>361,821</u>	<u>361,821</u>
FTE	0.0	0.0	0.0	0.0
General Fund	0	0	0	0
Cash Funds	312,116	192,201	361,821	361,821
Reappropriated Funds	0	0	0	0
Federal Funds	0	0	0	0
Federal Emergency Management Assistance	<u>5,806,946</u>	<u>4,244,381</u>	<u>322,444</u>	<u>331,936</u>
FTE	2.3	2.7	3.0	3.0
General Fund	0	0	0	0
Cash Funds	0	7,096	13,732	13,732
Reappropriated Funds	0	0	0	0
Federal Funds	5,806,946	4,237,285	308,712	318,204
Weather Modification	<u>0</u>	<u>0</u>	<u>25,000</u>	<u>25,000</u>
General Fund	0	0	0	0
Cash Funds	0	0	25,000	25,000
Reappropriated Funds	0	0	0	0
Federal Funds	0	0	0	0

Appendix A: Numbers Pages

	FY 2019-20 Actual	FY 2020-21 Actual	FY 2021-22 Appropriation	FY 2022-23 Request	Request vs. Appropriation
Water Conservation Program	<u>280,069</u>	<u>351,670</u>	<u>502,419</u>	<u>515,793</u>	
FTE	3.0	4.0	5.0	5.0	
General Fund	0	0	0	0	
Cash Funds	280,069	351,670	502,419	515,793	
Reappropriated Funds	0	0	0	0	
Federal Funds	0	0	0	0	
Water Efficiency Grant Program	<u>489,569</u>	<u>263,027</u>	<u>607,798</u>	<u>611,747</u>	
FTE	1.0	1.0	1.0	1.0	
General Fund	0	0	0	0	
Cash Funds	489,569	263,027	607,798	611,747	
Reappropriated Funds	0	0	0	0	
Federal Funds	0	0	0	0	
Severance Tax Fund	<u>1,232,400</u>	<u>73,029</u>	<u>1,275,500</u>	<u>1,275,500</u>	
General Fund	0	0	0	0	
Cash Funds	1,232,400	73,029	1,275,500	1,275,500	
Reappropriated Funds	0	0	0	0	
Federal Funds	0	0	0	0	
Interbasin Compacts	<u>413,736</u>	<u>423,550</u>	<u>1,179,461</u>	<u>1,193,197</u>	
FTE	3.6	3.2	3.7	3.7	
General Fund	0	0	0	0	
Cash Funds	413,736	423,550	1,179,461	1,193,197	
Reappropriated Funds	0	0	0	0	
Federal Funds	0	0	0	0	

Appendix A: Numbers Pages

	FY 2019-20 Actual	FY 2020-21 Actual	FY 2021-22 Appropriation	FY 2022-23 Request	Request vs. Appropriation
Platte River Basin Cooperative Agreement	<u>119,068</u>	<u>241,367</u>	<u>249,813</u>	<u>253,494</u>	
FTE	1.0	1.0	1.0	1.0	
General Fund	0	0	0	0	
Cash Funds	119,068	241,367	249,813	253,494	
Reappropriated Funds	0	0	0	0	
Federal Funds	0	0	0	0	
Colorado Watershed Protection Fund	<u>123,904</u>	<u>63,250</u>	<u>90,000</u>	<u>90,000</u>	
General Fund	0	0	0	0	
Cash Funds	123,904	63,250	90,000	90,000	
Reappropriated Funds	0	0	0	0	
Federal Funds	0	0	0	0	
CWCB Projects Bill	<u>38,907,770</u>	<u>17,477,427</u>	<u>4,150,000</u>	<u>0</u>	
General Fund	0	0	0	0	
Cash Funds	38,907,770	17,477,427	4,150,000	0	
Reappropriated Funds	0	0	0	0	
Federal Funds	0	0	0	0	
Indirect Cost Assessment	<u>597,145</u>	<u>760,526</u>	<u>634,353</u>	<u>615,439</u>	
General Fund	0	0	0	0	
Cash Funds	597,145	589,722	546,680	471,891	
Reappropriated Funds	0	0	0	0	
Federal Funds	0	170,804	87,673	143,548	

Appendix A: Numbers Pages

	FY 2019-20 Actual	FY 2020-21 Actual	FY 2021-22 Appropriation	FY 2022-23 Request	Request vs. Appropriation
Colorado Water Plan Implementation	<u>1,336,810</u>	<u>0</u>	<u>0</u>	<u>0</u>	
General Fund	1,336,810	0	0	0	
Cash Funds	0	0	0	0	
Reappropriated Funds	0	0	0	0	
Federal Funds	0	0	0	0	
Demand Management	<u>0</u>	<u>540,236</u>	<u>0</u>	<u>0</u>	
General Fund	0	540,236	0	0	
Finance Grant Making	<u>0</u>	<u>522,103</u>	<u>0</u>	<u>0</u>	
General Fund	0	522,103	0	0	
H.B. 15-1006 Invasive Phreatopyhte Grants	<u>59,983</u>	<u>0</u>	<u>0</u>	<u>0</u>	
General Fund	0	0	0	0	
Cash Funds	59,983	0	0	0	
Reappropriated Funds	0	0	0	0	
Federal Funds	0	0	0	0	
SUBTOTAL - (B) Special Purpose	49,679,516	25,152,767	9,398,609	5,273,927	(43.9%)
<i>FTE</i>	<u>10.9</u>	<u>11.9</u>	<u>13.7</u>	<u>13.7</u>	<u>(0.0%)</u>
General Fund	1,336,810	1,062,339	0	0	0.0%
Cash Funds	42,535,760	19,682,339	9,002,224	4,812,175	(46.5%)
Reappropriated Funds	0	0	0	0	0.0%
Federal Funds	5,806,946	4,408,089	396,385	461,752	16.5%
TOTAL - (6) Colorado Water Conservation Board	54,525,176	29,614,308	13,997,023	10,478,745	(25.1%)
<i>FTE</i>	<u>45.0</u>	<u>46.6</u>	<u>49.7</u>	<u>54.7</u>	<u>10.1%</u>
General Fund	1,336,810	1,062,339	0	0	0.0%
Cash Funds	47,381,420	24,143,880	13,600,638	10,016,993	(26.3%)
Reappropriated Funds	0	0	0	0	0.0%
Federal Funds	5,806,946	4,408,089	396,385	461,752	16.5%

Appendix A: Numbers Pages

	FY 2019-20 Actual	FY 2020-21 Actual	FY 2021-22 Appropriation	FY 2022-23 Request	Request vs. Appropriation
--	----------------------	----------------------	-----------------------------	-----------------------	------------------------------

(7) DIVISION OF WATER RESOURCES

(A) Division Operations

Water Administration	<u>21,324,021</u>	<u>21,848,343</u>	<u>23,142,964</u>	<u>24,149,985</u> *
FTE	241.3	228.0	247.0	250.0
General Fund	21,382,338	22,011,822	22,397,746	23,387,350
Cash Funds	(58,317)	(83,378)	745,218	762,635
Reappropriated Funds	0	(80,101)	0	0
Federal Funds	0	0	0	0
Well Inspection	<u>279,186</u>	<u>297,720</u>	<u>379,038</u>	<u>379,038</u>
FTE	2.5	3.0	3.0	3.0
General Fund	0	0	0	0
Cash Funds	279,186	297,720	379,038	379,038
Reappropriated Funds	0	0	0	0
Federal Funds	0	0	0	0
Satellite Monitoring System	<u>527,055</u>	<u>424,893</u>	<u>575,204</u>	<u>575,204</u>
FTE	1.0	1.0	2.0	2.0
General Fund	190,721	132,527	194,968	194,968
Cash Funds	336,334	292,366	380,236	380,236
Reappropriated Funds	0	0	0	0
Federal Funds	0	0	0	0
Federal Grants	<u>202,343</u>	<u>297,485</u>	<u>230,000</u>	<u>230,000</u>
FTE	0.0	0.0	0.0	0.0
General Fund	0	0	0	0
Cash Funds	0	0	0	0
Reappropriated Funds	0	0	0	0
Federal Funds	202,343	297,485	230,000	230,000

*Line item includes a decision item

Appendix A: Numbers Pages

	FY 2019-20 Actual	FY 2020-21 Actual	FY 2021-22 Appropriation	FY 2022-23 Request	Request vs. Appropriation
River Decision Support Systems	<u>212,449</u>	<u>212,467</u>	<u>212,467</u>	<u>212,467</u>	
FTE	2.0	2.0	2.0	2.0	
General Fund	0	0	0	0	
Cash Funds	212,449	212,467	212,467	212,467	
Reappropriated Funds	0	0	0	0	
Federal Funds	0	0	0	0	
SUBTOTAL - (A) Division Operations	22,545,054	23,080,908	24,539,673	25,546,694	4.1%
<i>FTE</i>	<u>246.8</u>	<u>234.0</u>	<u>254.0</u>	<u>257.0</u>	<u>1.2%</u>
General Fund	21,573,059	22,144,349	22,592,714	23,582,318	4.4%
Cash Funds	769,652	719,175	1,716,959	1,734,376	1.0%
Reappropriated Funds	0	(80,101)	0	0	0.0%
Federal Funds	202,343	297,485	230,000	230,000	0.0%

(B) Special Purpose

Dam Emergency Repair	<u>0</u>	<u>0</u>	<u>50,000</u>	<u>50,000</u>	
General Fund	0	0	0	0	
Cash Funds	0	0	50,000	50,000	
Reappropriated Funds	0	0	0	0	
Federal Funds	0	0	0	0	
Indirect Cost Assessment	<u>68,094</u>	<u>48,845</u>	<u>30,163</u>	<u>32,291</u>	
General Fund	0	0	0	0	
Cash Funds	67,566	42,074	26,059	26,329	
Reappropriated Funds	0	0	0	0	
Federal Funds	528	6,771	4,104	5,962	
CWCB Projects Bill	<u>234,515</u>	<u>59,125</u>	<u>100,000</u>	<u>0</u>	
General Fund	0	0	0	0	
Cash Funds	234,515	59,125	100,000	0	
Reappropriated Funds	0	0	0	0	
Federal Funds	0	0	0	0	

Appendix A: Numbers Pages

	FY 2019-20 Actual	FY 2020-21 Actual	FY 2021-22 Appropriation	FY 2022-23 Request	Request vs. Appropriation
SUBTOTAL - (B) Special Purpose	302,609	107,970	180,163	82,291	(54.3%)
<i>FTE</i>	<u>0.0</u>	<u>0.0</u>	<u>0.0</u>	<u>0.0</u>	<u>0.0%</u>
General Fund	0	0	0	0	0.0%
Cash Funds	302,081	101,199	176,059	76,329	(56.6%)
Reappropriated Funds	0	0	0	0	0.0%
Federal Funds	528	6,771	4,104	5,962	45.3%
TOTAL - (7) Division of Water Resources	22,847,663	23,188,878	24,719,836	25,628,985	3.7%
<i>FTE</i>	<u>246.8</u>	<u>234.0</u>	<u>254.0</u>	<u>257.0</u>	<u>1.2%</u>
General Fund	21,573,059	22,144,349	22,592,714	23,582,318	4.4%
Cash Funds	1,071,733	820,374	1,893,018	1,810,705	(4.3%)
Reappropriated Funds	0	(80,101)	0	0	0.0%
Federal Funds	202,871	304,256	234,104	235,962	0.8%
TOTAL - Department of Natural Resources	310,421,750	282,759,122	300,451,526	318,704,708	6.1%
<i>FTE</i>	<u>641.6</u>	<u>1,235.9</u>	<u>1,267.8</u>	<u>1,294.4</u>	<u>2.1%</u>
General Fund	34,408,227	33,235,731	37,335,479	37,721,289	1.0%
Cash Funds	232,781,002	207,799,160	232,429,565	249,839,860	7.5%
Reappropriated Funds	7,235,005	6,675,982	7,315,179	7,700,759	5.3%
Federal Funds	35,997,516	35,048,249	23,371,303	23,442,800	0.3%

APPENDIX B FOOTNOTES AND INFORMATION REQUESTS

UPDATE ON LONG BILL FOOTNOTES

The General Assembly includes footnotes in the annual Long Bill to: (a) set forth purposes, conditions, or limitations on an item of appropriation; (b) explain assumptions used in determining a specific amount of an appropriation; or (c) express legislative intent relating to any appropriation. Footnotes to the 2021 Long Bill (S.B 21-205) can be found at the end of each departmental section of the bill at <https://leg.colorado.gov/bills/SB21-205>. The Long Bill footnotes relevant to this document are listed below.

78 Department of Natural Resources, Executive Director's Office, Administration -- In addition to the transfer authority provided in Section 24-75-108, C.R.S., the Department may transfer up to 5.0 percent of the total appropriation between the line items for Personal Services and Operating Expenses.

COMMENT: This footnote authorizes the Department to use appropriations from either EDO's Personal Services or Operating Expenses line item to cover over expenditures in the two line items.

81a Department of Natural Resources, Division of Parks and Wildlife, Colorado Parks and Wildlife Operations, Wildlife Operations -- It is the General Assembly's intent that \$1,100,000 General Fund appropriated for this line item be used for the implementation of Proposition 114 for the reintroduction and management of gray wolves.

COMMENT: This footnote provides legislative intent for the spending of General Fund related to the reintroduction and management of gray wolves in Colorado.

82 Department of Natural Resources, Division of Parks and Wildlife, Special Purpose, Off-highway Vehicle Direct Services - This appropriation remains available for expenditure until the completion of the project or the close of the 2023-24 state fiscal year, whichever comes first.

COMMENT: This footnote authorizes three years of spending authority in order to allow the Division enough time to select grant recipients and to account for weather events that may extend the project completion time to more than a year.

83 Department of Natural Resources, Division of Parks and Wildlife, Special Purpose, Grants and Habitat Partnerships - This appropriation remains available for expenditure until the completion of the project or the close of the 2023-24 state fiscal year, whichever comes first.

COMMENT: This footnote authorizes three years of spending authority in order to allow the Division enough time to select grant recipients and to account for weather events that may extend the project completion time to more than a year.

84 Department of Natural Resources, Division of Parks and Wildlife, Special Purpose, Asset Maintenance and Repairs - This appropriation remains available for expenditure until the completion of the project or the close of the 2023-24 state fiscal year, whichever comes first.

COMMENT: This footnote authorizes three years of spending authority in order to allow the Division enough time to select grant recipients and to account for weather events that may extend the project completion time to more than a year.

UPDATE ON LONG BILL REQUESTS FOR INFORMATION

The Joint Budget Committee annually submits requests for information to executive departments and the judicial branch via letters to the Governor, the Chief Justice, and other elected officials. Each request is associated with one or more specific Long Bill line item(s), and the requests have been prioritized by the Joint Budget Committee as required by Section 2-3-203 (3), C.R.S. Copies of these letters are included as Appendix L of the annual Appropriations Report. The requests for information relevant to this document are listed below.

- 1 All Departments -- Based on the Department's most recent available record, what is the FTE vacancy and turnover rate: (1) by department; (2) by division; (3) by program for programs with at least 20 FTE; and (4) by occupational class for classes that are located within a larger occupational group containing at least 20 FTE. To what does the Department attribute this turnover/vacancy experience? Do the statewide compensation policies or practices administered by the Department of Personnel help or hinder the department in addressing vacancy or turnover issues?

COMMENT: The Department provided a response for this request for information, which is attached on the following pages.

Joint Budget Committee Request for Information - All Departments RFI #1

Based on the Department's most recent available record, what is the FTE vacancy and turnover rate: (1) by department; (2) by division; (3) by program for programs with at least 20 FTE; and (4) by occupational class for classes that are located within a larger occupational group containing at least 20 FTE. To what does the Department attribute this turnover/vacancy experience? Do the statewide compensation policies or practices administered by the Department of Personnel help or hinder the department in addressing vacancy or turnover issues?

Response: According to the FY 2020-21 State Workforce Report published by the Department of Personnel and Administration (DPA), the Department of Natural Resources (the Department or DNR) had a 7.1 percent department-wide turnover rate, which is the fourth lowest of all state departments in FY 2020-21 and 8.0 percentage points lower than the statewide average turnover rate of 15.1 percent. Based on the annual burned FTE report provided by DPA, the Department’s calculated vacancy rate was 3.4 percent in FY 2020-21. The following table (Table 1) shows vacancy and turnover rates by division:

Table 1. FY 2020-21 Vacancy and Turnover Rates by Division

Division	Appropriated FTE (Long Bill + Special Bills)	Burned FTE (DPA Data)	Calculated Vacancies	Vacancy Rate	Separations	Turnover Rate
Executive Director's Office	58.6	51.8	6.8	11.6%	7.0	13.5%
Reclamation Mining and Safety	64.8	53.5	11.3	17.4%	3.0	5.6%
Oil and Gas Conservation Commission	147.3	127.8	19.5	13.2%	7.0	5.5%
State Land Board	42.0	40.6	1.4	3.3%	2.0	4.9%
Colorado Parks and Wildlife	895.5	906.5	-11.0	-1.2%	65.0	7.2%
Colorado Water Conservation Board	49.7	46.6	3.1	6.2%	3.0	6.4%
Division of Water Resources	254.0	234.0	20.0	7.9%	17.0	7.3%
Department Total:	1,511.9	1,460.8	51.1	3.4%	104.0	7.1%

As always, DNR’s turnover/vacancy experience is at least partially attributable to the cumulative effect of normal staff turnover and personnel processes, e.g. short periods of time (1-3 months on average) when positions are unoccupied while the hiring process is taking place. There are also known factors that affect the calculated rates for some divisions. Due to the pandemic and the associated economic and budgetary challenges, DNR had fiscally conservative hiring guidelines in place during FY 2020-21 that required the DNR Executive Director’s approval in order to fill any vacancy in the department, which resulted in longer-than-normal hiring intervals for vacant positions. DNR was especially concerned about the impact of the pandemic on oil- and gas-dependent revenue streams (severance tax and OGCC mill levy revenue), which resulted in some division-specific fiscal conservation measures related to hiring. The Oil and Gas Conservation Commission implemented austere budget measures to offset revenue downturns, which included holding vacant positions open. This resulted in a higher-than-normal vacancy rate for the division in FY 2020-21. The Executive Director’s Office also held positions vacant because its funding

relies in part on oil and gas revenues received via indirect cost recoveries. With the ongoing recovery of the oil and gas market, hiring has resumed at a normal pace to ensure positions are filled as necessary to continue support of the mission of the divisions and the department.

DNR's turnover rates by occupational group with at least 20 FTE are shown in the following table (Table 2):

Table 2. FY 2020-21 Turnover Rate by Occupational Group with \geq 20 FTE

Job Class	Class Code	Positions (FY 2020-21)	Separations	Turnover Rate
Accountant	H8A*	28	1	3.6%
Admin Assistant	G3A*	76	12	15.8%
Administrator	H1B*	46	1	2.2%
Engr Phy Sci Asst	D9B*	22	3	13.6%
Engr/Phys Sci Tech	I5D*	154	11	7.1%
Environ Protect Spec	I3A*	75	5	6.7%
Lif/Soc Sci Rsrch	H6E*	24	2	8.3%
Park Manager	H6P*	126	9	7.1%
Phy Sci Res/Scientist	I3B*	110	10	9.1%
Professional Engineer	I2C*	108	3	2.8%
Program Assistant	H4R*	64	1	1.6%
Program Management	H1A*	31	3	9.7%
Technician	H4M*	215	14	6.5%
Wildlife Manager	H6U*	238	12	5.0%

APPENDIX C

DEPARTMENT ANNUAL PERFORMANCE REPORT

Pursuant to Section 2-7-205 (1)(a)(I), C.R.S., by November 1 of each year, the Office of State Planning and Budgeting is required to publish an **Annual Performance Report** for the *previous fiscal year* for the Department of Natural Resources. This report is to include a summary of the Department's performance plan and most recent performance evaluation for the designated fiscal year. In addition, pursuant to Section 2-7-204 (3)(a)(I), C.R.S., the Department of Natural Resources is required to develop a **Performance Plan** and submit the plan for the *current fiscal year* to the Joint Budget Committee and appropriate Joint Committee of Reference by July 1 of each year.

For consideration by the Joint Budget Committee in prioritizing the Department's FY 2021-22 budget request, the FY 2020-21 Annual Performance Report and the FY 2021-22 Annual Performance Plan can be found at the following link:

<https://www.colorado.gov/pacific/performancemanagement/natural-resources>