



COLORADO

Community Corrections

Opioid/SUD Interim Committee
October 30, 2023

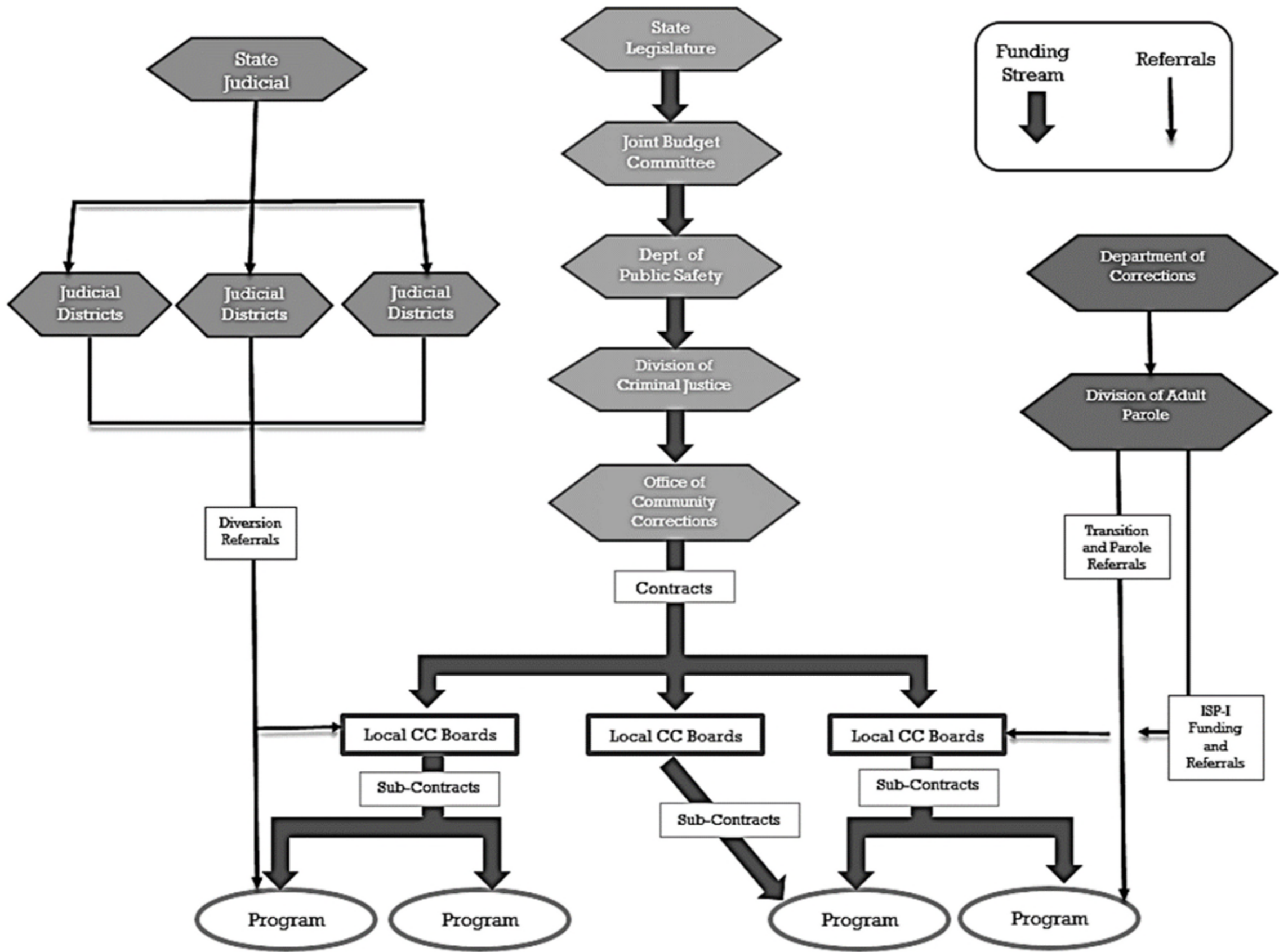


COLORADO

Department of Public Safety

Community Corrections

Will provide an overview of this part of the criminal justice system in Colorado



SECTION 1

*Assessments and
Substance Use Treatment
Needs*

SOA-R Battery of Assessments

- **The Simple Screening Instrument (SSI)**
- **The Level of Supervision (LSI).**

If either the above tools indicates, or knowledge that the client is using Alcohol or Other Drugs (AOD) such as positive UAs, then further AOD assessment is TRIGGERED, and the following assessments are conducted in community corrections:

- **The Adult Substance Use Survey - Revised (ASUS-R)**
- **The Treatment Recommendation Worksheet (TxRW)**

In addition, The Colorado Criminal Justice Mental Health Survey - Adult (CCJMHS-A) isn't required, but we recommend that every facility use it.

TxRW Fiscal Year 2023

For client discharged during FY23:

- 5,006 clients (78% of all clients) were assessed using the TxRW.
- 86% of clients assessed received treatment at the recommended level

Level 1 - No Treatment Required	3.64%
Level 2 - Drug & Alcohol Education	1.36%
Level 3 - Weekly Outpatient Therapy (WOP)	27.77%
Level 4a - Enhanced Outpatient Therapy (EOP)	24.19%
Level 4b - Intensive Outpatient Therapy (IOP)	16.52%
Level 4c - Intensive Residential Treatment (IRT)	22.31%
Level 4d - Therapeutic Community (TC)	2.80%
Level 5 - Mental Health/Medical Referral	1.42%
Total	100.00%

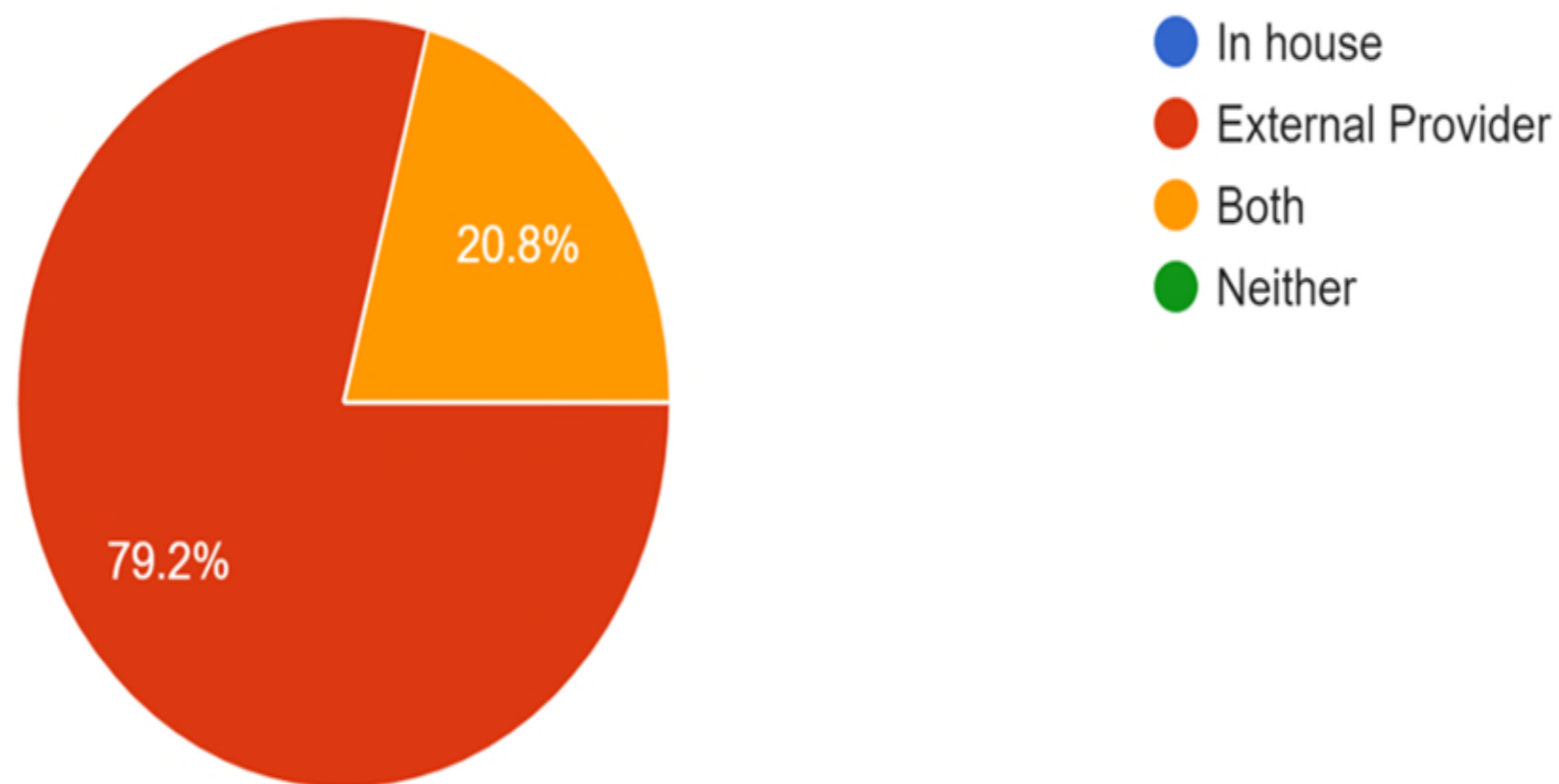
Section 2

MAT in Community Corrections

CRS 17-27-104(12)

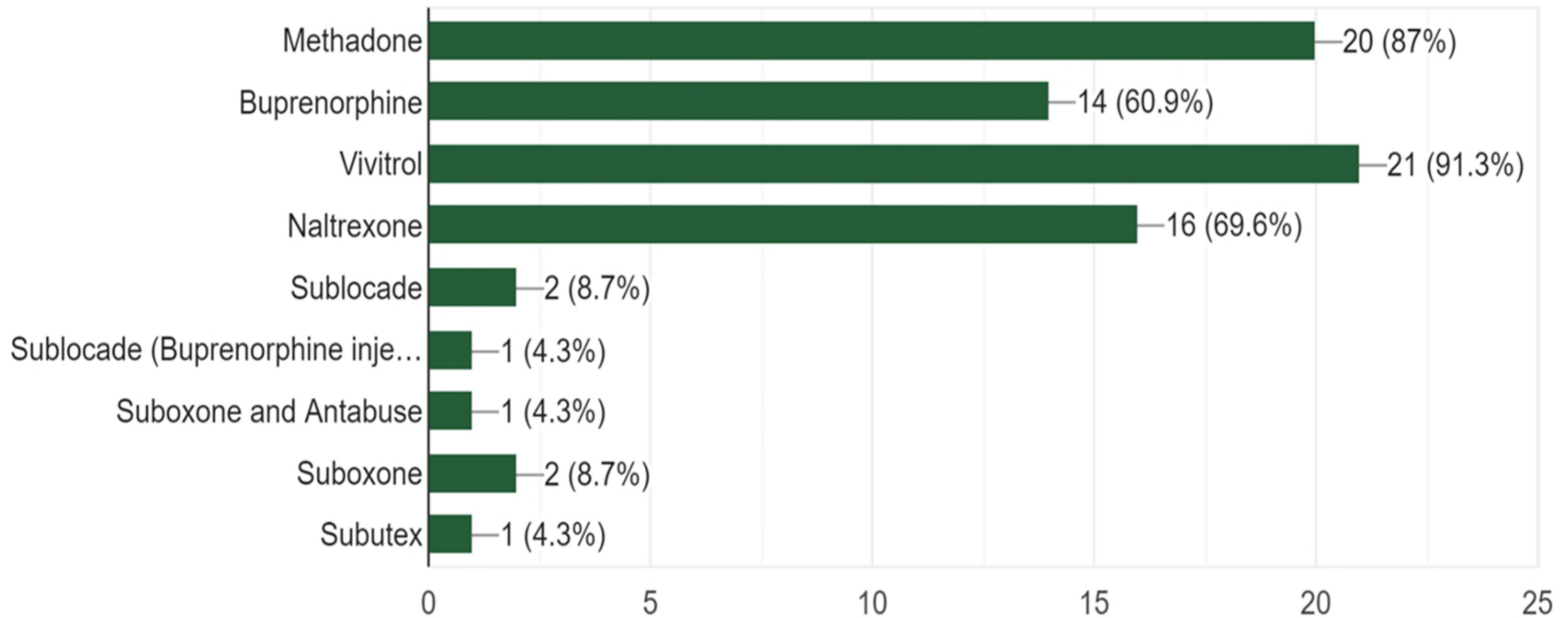
Do you offer Medication-Assisted Treatment in house or through an external provider?

24 responses



What types of MAT services are available to individuals in your program?

23 responses



Withdrawal Protocols

Programs report having protocols that include a combination of:

- Training
- Policy
- Intake Procedures
- Utilization of Detox Centers and Emergency Services

Our office has encouraged all providers to place these protocols into policy and will continue to work with providers to ensure compliance with the statute.

Section 3

FY 23 Termination Reasons

Termination Reason for Regular Residential Clients by Legal Status for Fiscal Year 2023

Legal Status	Termination Reason								Total
	Committed New Crime	Escape	Other	Outstanding Warrant/Pending Crime	Reject After Accept	Successful Program Completion	Technical Violation	Unauthorized Absence	
Condition of Probation	1.64%	1.64%	0.00%	0.00%	1.64%	62.30%	14.75%	18.03%	100.00%
Diversion	1.03%	0.70%	1.03%	0.42%	1.03%	52.05%	13.90%	29.85%	100.00%
ISP-I	0.00%	0.00%	0.00%	0.00%	0.00%	100.00%	0.00%	0.00%	100.00%
Parole	0.72%	0.00%	4.32%	0.00%	1.44%	55.40%	12.95%	25.18%	100.00%
Transition	1.17%	0.22%	0.88%	0.81%	0.81%	63.47%	11.79%	20.86%	100.00%
Total	1.08%	0.51%	1.08%	0.54%	0.97%	56.57%	13.09%	26.16%	100.00%

Termination Reason for Non-Residential Clients by Legal Status for Fiscal Year 2023

Termination Reason									
Legal Status	Committed New Crime	Other	Outstanding Warrant/Pending Crime	Returned to Residential Status (non-punitive)	Returned to Residential Status (Punitive)	Successful Program Completion	Technical Violation	Unauthorized Absence	Total
Diversion	2.49%	0.92%	0.52%	12.04%	18.72%	58.90%	2.49%	3.93%	100.00%
Total	2.49%	0.92%	0.52%	12.04%	18.72%	58.90%	2.49%	3.93%	100.00%

Termination Reason for IRT Clients by Legal Status for Fiscal Year 2023

Termination Reason									
Legal Status	Committed New Crime	Escape	Other	Outstanding Warrant/Pending Crime	Reject After Accept	Successful Program Completion	Technical Violation	Unauthorized Absence	Total
Condition of Probation	0.22%	0.65%	2.58%	0.00%	1.08%	64.73%	18.92%	11.83%	100.00%
Diversion	0.00%	1.04%	0.52%	1.04%	0.52%	78.24%	10.36%	8.29%	100.00%
Parole	1.10%	0.00%	1.10%	0.00%	1.10%	58.24%	24.18%	14.29%	100.00%
Transition	0.00%	0.00%	0.00%	0.00%	2.35%	77.65%	14.12%	5.88%	100.00%
Total	0.24%	0.60%	1.68%	0.24%	1.08%	68.47%	17.03%	10.67%	100.00%

Termination Reason for RDDT Clients by Legal Status for Fiscal Year 2023

Termination Reason							
Legal Status	Escape	Other	Reject After Accept	Successful Program Completion	Technical Violation	Unauthorized Absence	Total
Diversion	0.63%	5.66%	1.26%	45.91%	8.81%	37.74%	100.00%
Parole	0.00%	7.69%	0.00%	30.77%	30.77%	30.77%	100.00%
Transition	0.00%	0.00%	0.00%	41.67%	25.00%	33.33%	100.00%
Total	0.51%	5.10%	1.02%	44.39%	12.24%	36.73%	100.00%

Section 4

Overdoses Prevalence and Narcan

Overdoses

July 1, 2022 - September 30, 2023

- 2 death investigations are still pending and undetermined for cause
- Of the reported deaths by
- 2 Overdoses, 2 Death by Overdose, and 1 Undetermined Death represent nonresidential clients

Number of overdoses

Death -	
Undetermined	2
Overdose	45
Death by Overdose	13
Grand Total	60

Narcan Doses Administered

July 1, 2022 - September 23, 2023

When Doses Given - Average 5.25 Doses

involving 1-2 - 21 Clients

involving 3-4 - 16 Clients

involving 4+) - 8 Clients

Revival After Narcan Administered

Unknown 5

No 10

Yes 37

Grand

Total 52

Section 5
Final Thoughts



COLORADO

Thank you

If you need an accessible version of this presentation please reach out to Katie Ruske at katie.ruske@state.co.us



COLORADO

Department of Public Safety