



## THE BIG IDEA

When students, parents, educators, and policymakers have the right information to make decisions, students excel.



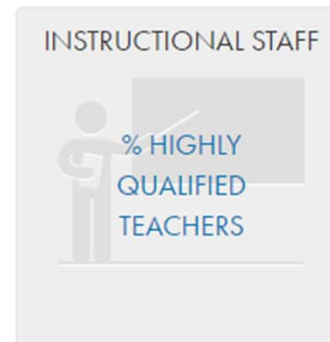
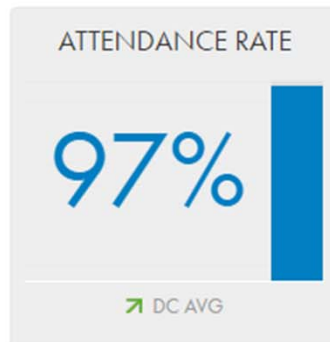
**DATA QUALITY  
CAMPAIGN**

# MAURY ES

REPORT CARD


PROFILE

For 2014-15 Next Generation Assessment Results, [click here.](#)



# Why Data Matters

*What does  
Joey need?*



# Data Answer Key Questions

Parents

Is my child on track to graduate ready for opportunities?

How do I know if my students are learning the material?  
How can I improve my teaching?

Teachers

School  
leaders

Are more of our students prepared for college and  
careers than last year?

Are colleges, universities producing enough graduates  
with right degrees or skills to meet the employer's needs?

Policy  
makers

Public

How are the schools in my community performing?

# HOW DATA EMPOWERS PARENTS

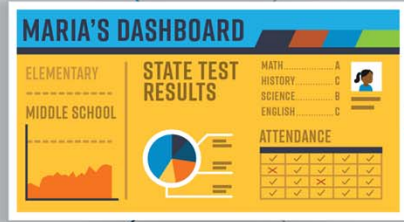

BETTER INFORMATION EMPOWERS PARENTS... TO PROVIDE BETTER SUPPORT, MAKE BETTER DECISIONS, AND BE BETTER ADVOCATES.

Full picture of academic progress and proficiency from K-12

Timely updates and messages about on-track information and milestones



Mark and Anna receive an alert as soon as Maria starts veering off track in one subject, but they know she's exceeding grade level expectations in another. Direct connections to additional resources to help her succeed are available right on her dashboard. Mark and Anna are empowered to take timely action and respond to her teachers' plans to further support her success.



Since it's their child's information, Anna and Mark can control access to her dashboard, choosing to share data with others who support Maria's academic growth. It also moves with Maria regardless of which school she attends.



Next to the data are suggested actions and resources

School and district data provides context for individual data



Mark and Anna use Maria's information and publicly-reported school information to select the programs and schools that best fit her needs and interests.



Parents deserve to see the full picture of their child's learning along with guidance on how to help their child succeed.



# Four Policy Priorities to Make Data Work for Students

## MEASURE WHAT MATTERS

Be clear about what students must achieve and have the data to ensure that all students are on track to succeed.



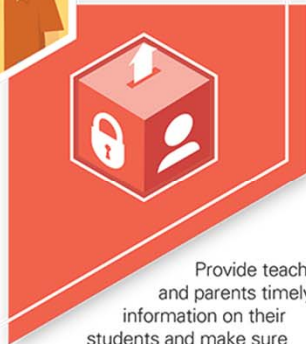
## MAKE DATA USE POSSIBLE

Provide teachers and leaders the flexibility, training, and support they need to answer their questions and take action.



Ensure that every community understands how its schools and students are doing, why data is valuable, and how it is protected and used.

**BE TRANSPARENT  
AND EARN TRUST**



Provide teachers and parents timely information on their students and make sure it is kept safe.

**GUARANTEE ACCESS  
AND PROTECT PRIVACY**



Colorado can *make*  
*accountability*  
work for students.



## 95% Participation Rate: Why it Matters

- Valid, reliable assessment data for decisions
- Understanding pathways to successful student outcomes
- Measures of student growth







## Getting to 95%: Trust, Transparency, and Service

- Establish a P-20W data governance body
- Engage stakeholders early and often
- Produce high-quality public reports
- Ensure families and teachers have timely access to student data

# Accountability Data: Don't Stop at Compliance

The indicators used in Colorado's accountability system must provide *real value* to parents and teachers. For example...

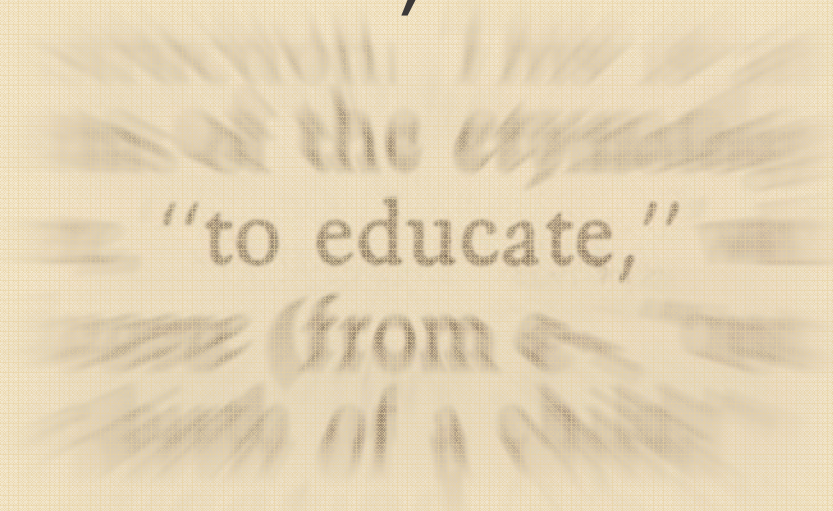
Accountability Indicator	Continuous Improvement Measures
State Assessments	Measures of Student Growth
Chronic Absence Rates	Early Warning Systems with On-Track Indicators
Cohort HS Graduation Rates	Presented along with Postsecondary Success Data

# State Legislation to Make Data Work for Students

- [SB275](#) created **Maryland's** P20/w data governing board to ensure appropriate data linkages, reporting, access, privacy and security
- [HB605](#) directed **Illinois** to develop college and career ready report cards to better inform parents and educators
- [SB82](#) created digital student data backpacks in **Utah** to ensure families have access to and are in charge of their child's data
- [SB83](#) established **Kentucky's** Center for Education and Workforce Statistics to produce high-quality public reports across the P20/workforce pipeline



**You have the power to empower  
students, schools, citizens.**



**Are you using it?**



## Resources

- [\*Pivotal Role of Policymakers as Leaders of P-20/Workforce Data Governance\*](#)
- [\*Time to Act: Making Data Work for Students\*](#)
- [\*Empowering Parents and Communities through Quality Public Reporting\*](#)
- [\*Roadmap for High School Feedback Reports\*](#)
- [\*Sealing the Cracks: Using graduation data, policy, and practice to keep all kids on track\*](#)





Paige Kowalski,  
Executive Vice President  
Data Quality Campaign

[Paige@dataqualitycampaign.org](mailto:Paige@dataqualitycampaign.org)  
[@PaigeKowalski](https://twitter.com/PaigeKowalski)



