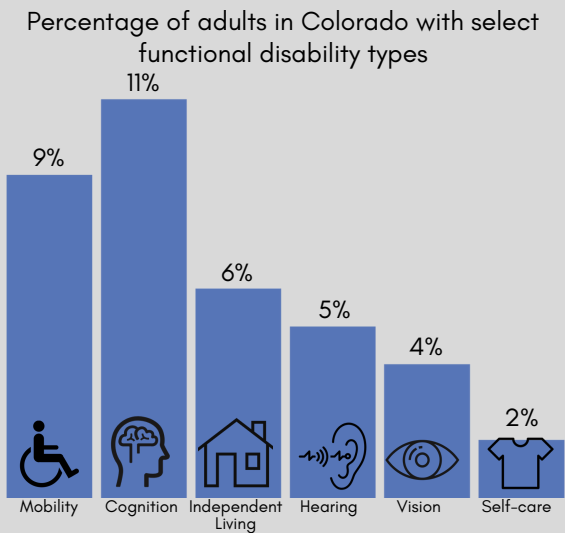




Everyone can play a role in supporting more inclusive state programs, communities, and health care to help people with, or at risk for, disabilities be well and active in their communities. Join CDC and its partners as we work together to improve the health of people with disabilities.

1,015,417 adults in Colorado have a disability¹

This is equal to 23% or about 1 in 4 adults in Colorado



Disability Types

Mobility: Serious difficulty walking or climbing stairs

Cognition: Serious difficulty concentrating, remembering, or making decisions

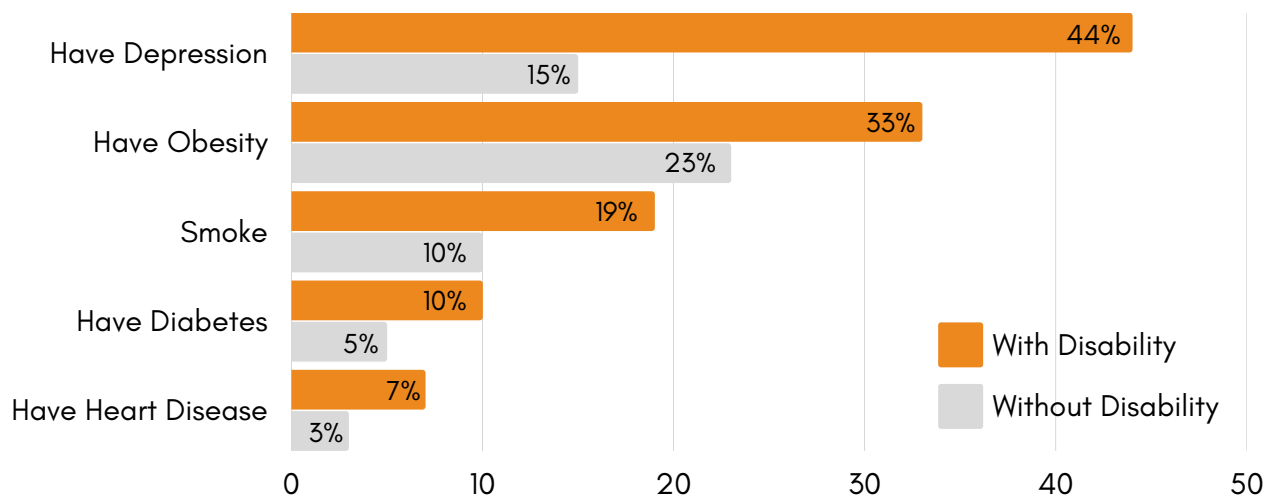
Independent living: Serious difficulty doing errands alone, such as visiting a doctor's office

Hearing: Deafness or serious difficulty hearing

Vision: Blind or serious difficulty seeing, even when wearing glasses

Self-care: Difficulty dressing or bathing

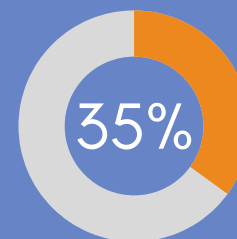
Adults with disabilities in **Colorado** experience health disparities and are more likely to...¹



Visit dhds.cdc.gov for more disability and health data across the United States.

DISABILITY HEALTHCARE COSTS IN COLORADO²

- About **\$12 BILLION** per year, or up to **35%** of the state's healthcare spending
- About **\$15,935** per person with a disability



Learn how CDC and state programs support people with disabilities at www.cdc.gov/ncbddd/disabilityandhealth/programs.html.

NOTE: DATA ARE ROUNDED TO THE NEAREST WHOLE FIGURE. FOR MORE PRECISE PREVALENCE DATA, PLEASE VISIT [DHDS.CDC.GOV](https://dhds.cdc.gov).

1. DATA SOURCE: 2021 BEHAVIORAL RISK FACTOR SURVEILLANCE SYSTEM (BRFSS).
 2. DISABILITY HEALTHCARE COSTS ARE PRESENTED IN 2017 DOLLARS AS REPORTED IN KHAVJOU, ET AL. STATE-LEVEL HEALTH CARE EXPENDITURES ASSOCIATED WITH DISABILITY. 2021. PUBLIC HEALTH REP.

