


State of Colorado

# Annual Report: Status of Audit Recommendations Not Fully Implemented as of June 30, 2022

Informational Report  
November 2022  
2252S



## LEGISLATIVE AUDIT COMMITTEE

<b>Senator Jim Smallwood</b> Chair	<b>Senator Robert Rodriguez</b> Vice Chair
<b>Representative Rod Bockenfeld</b> <b>Senator Jeff Bridges</b> <b>Representative Colin Larson</b>	<b>Representative Dafna Michaelson Jenet</b> <b>Representative Dylan Roberts</b> <b>Senator Rob Woodward</b>

## OFFICE OF THE STATE AUDITOR

State Auditor	<b>Kerri L. Hunter</b>
Deputy State Auditors	<b>Michelle Colin</b> <b>Marisa Edwards</b>
Audit Manager	<b>Jenny Page</b>
Auditors	<b>Zachary Robertson</b> <b>Kate Shiroff</b> <b>Emma Webster</b>
Other Contributor	<b>Alexis Ortega</b>



OFFICE OF THE STATE AUDITOR

C O L O R A D O

*Working to improve government for the people of Colorado.*

# Report Highlights

## Annual Report: Status of Audit Recommendations Not Fully Implemented as of June 30, 2022

State of Colorado • Informational Report • November 2022 • 2252S



OFFICE OF THE STATE AUDITOR

C O L O R A D O

### Conclusion

Over the 5-year period, July 2016 through June 2021, the Office of the State Auditor (OSA) made 1,523 audit recommendations to state agencies and other audited organizations (auditees). Auditees generally agreed with our recommendations and usually implemented them by the original implementation date set by auditees. However, as of June 30, 2022, auditees had not fully implemented 102 of the recommendations that they agreed to (7 percent), and about one-half of those recommendations are considered high priority due to their seriousness, or because they have been unimplemented for 3 years or more.

### Key Facts

- For Fiscal Years 2017 through 2021 (July 2016 to June 2021), the OSA made a total of 1,523 recommendations to auditees through financial audits, performance audits, and information technology (IT) audits.
- Auditees agreed to implement 98 percent of all audit recommendations made by the OSA.
- Overall, as of June 30, 2022, auditees had implemented 93 percent of the audit recommendations that they agreed to implement.
- The percentage of unimplemented audit recommendations has decreased by 2 percent since June 30, 2021.
- Of the 102 unimplemented audit recommendations, the OSA has classified 46 of them (45 percent) as high priority due to the seriousness of the problems identified, and/or because they have been unimplemented for 3 years or more.

### Background

- The OSA is an independent, nonpartisan Legislative Branch agency, with the mission to improve government for the people of Colorado.
- The OSA tracks the implementation status of all recommendations that it makes through its audits of state agencies, public universities and colleges, and other political subdivisions and organizations, as required by statute.
- The purpose of this report is to provide transparency to policy makers, the public, and others responsible for holding state agencies and other audited organizations accountable for the audit recommendations that they have agreed to implement.
- The OSA determines the implementation status of financial and IT-related financial audit recommendations based on follow-up audits, and determines the implementation status of recommendations from performance or IT performance audits based on self-reported data from auditees, and on OSA follow-up audit work for select audits.





# Annual Report

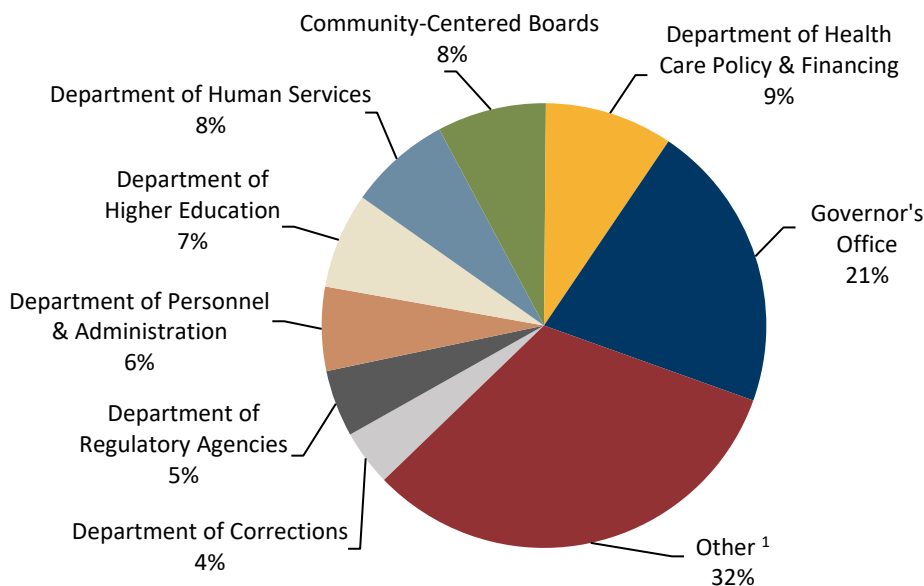
## *Status of Audit Recommendations Not Fully Implemented*

The Office of the State Auditor (OSA) annually reports on the implementation status of recommendations from audit reports released by the Legislative Audit Committee over the past 5 fiscal years. Enclosed is a summary of the status of all recommendations made by the OSA for Fiscal Years 2017 through 2021, that were not fully implemented by state agencies and other audited organizations (auditees) as of June 30, 2022. This report is part of an initiative to hold state agencies and other audited organizations accountable for implementing the audit recommendations that they have agreed to implement, and to provide better, more transparent information to the public and policy makers [Section 2-3-103(9.5), C.R.S.].

### Summary Information

From July 2016 through June 2021, the OSA made 1,523 audit recommendations to auditees. The OSA tracks a recommendation with multiple subparts as multiple recommendations. For example, a recommendation with subparts “A” through “C” is tracked as three recommendations. Additionally, if a recommendation is made to two auditees, it is tracked as two separate recommendations. Exhibit 1 shows the percentage of total recommendations made to auditees, broken out by auditee, during the 5-year period.

#### **Exhibit 1 OSA Audit Recommendations by Auditee July 2016–June 2021**



Source: Office of the State Auditor's audit recommendation database.

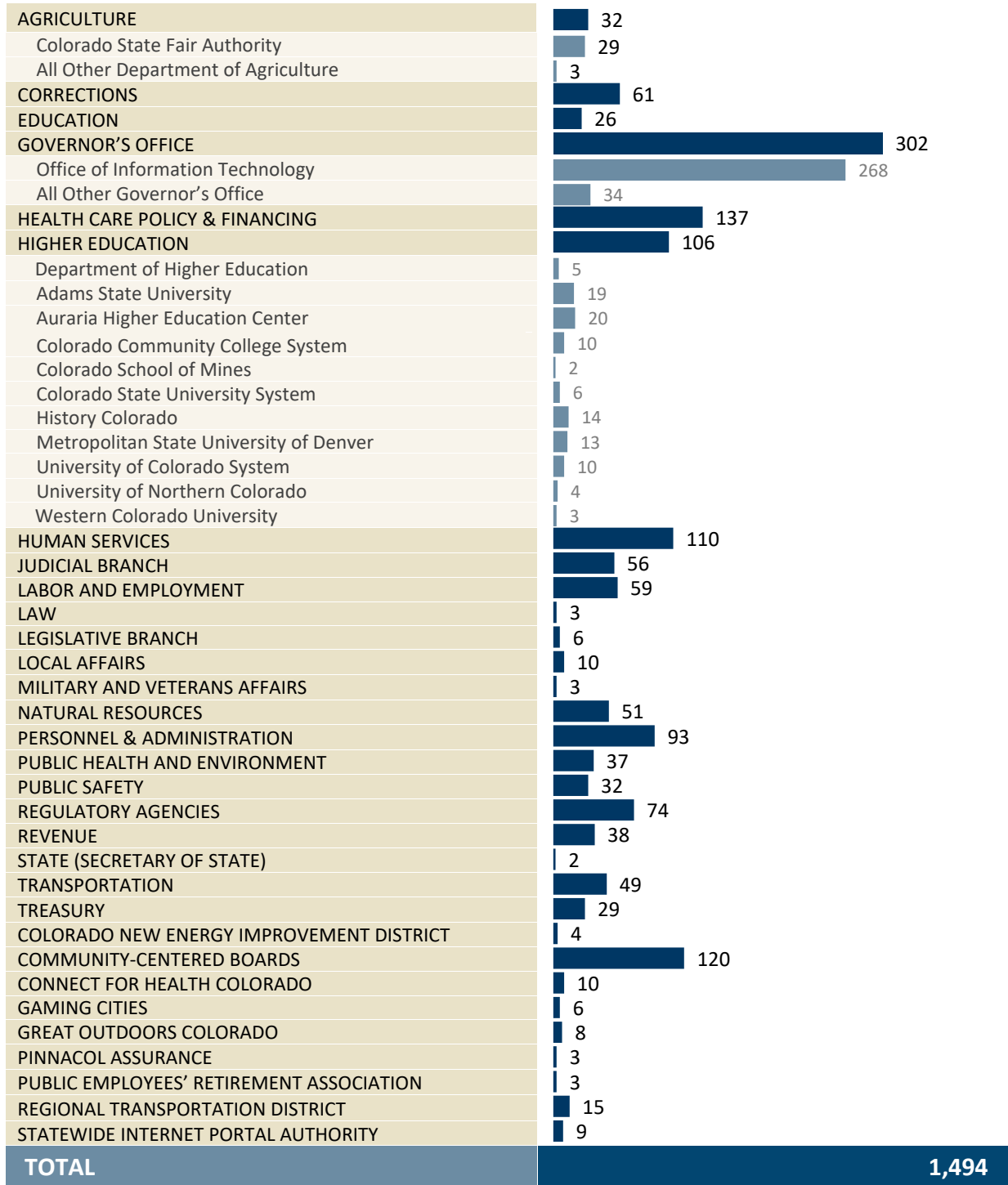
<sup>1</sup> "Other" includes auditees that received less than 4 percent of the total audit recommendations in the 5 years. These are the Departments of Agriculture, Education, Labor and Employment, Law, Local Affairs, Military and Veterans Affairs, Natural Resources, Public Health and Environment, Public Safety, Revenue, State, Transportation, and Treasury, as well as the Judicial Branch, Legislative Branch, Colorado New Energy Improvement District, Connect for Health Colorado, Gaming Cities, Great Outdoors Colorado, Public Employees' Retirement Association, Pinnacle Assurance, Regional Transportation District, and Statewide Internet Portal Authority.

## Overview of Audit Responses

At the completion of each audit, the OSA asks the auditee to provide a written response to each audit recommendation. The auditee's response specifies whether it agrees, partially agrees, or disagrees with the recommendation, and describes how and when it intends to implement the recommendation. If an auditee disagrees or partially agrees with a recommendation, it must provide an explanation of its disagreement. Full auditee responses are included in the original audit reports.

During the 5-year period, July 2016 through June 2021, auditees agreed or partially agreed to implement 1,494 of the audit recommendations (98 percent), which are summarized in Exhibit 2.

**Exhibit 2**  
**Number of Audit Recommendations that Auditees<sup>1</sup> Agreed to Implement**  
**July 2016–June 2021**



Source: Office of the State Auditor's audit recommendation database.

<sup>1</sup> Auditees that are not listed in the exhibit did not have any audit recommendations during the 5-year period.

## Types of Audit Recommendations

This report includes the implementation status of all unimplemented audit recommendations that auditees have agreed or partially agreed to implement. Specifically, this report provides information on the following types of audit recommendations:

- **Financial and Financial-Related Information Technology (IT) Recommendations** that appeared in at least one financial audit report covering Fiscal Years 2017 through 2021 (July 2016 through June 2021), and that auditees agreed to, but had not fully implemented as of June 30, 2022. The OSA determines the implementation status for financial and financial-related IT audit recommendations by conducting follow-up audit work.

In accordance with auditing standards, the OSA classifies recommendations from financial audits based on the severity of the internal control deficiency identified by the audit. In financial audits, the deficiency levels are defined as follows:

- **Material Weakness** is the most serious level of internal control weakness, such that there is a reasonable possibility of a material misstatement to the entity's financial statements or of material noncompliance with a federal program requirement that will not be prevented, or detected and corrected, in a timely manner.
  - **Significant Deficiency** is less severe than a "material weakness," but is still a high-level internal control weakness and warrants attention by those charged with governance.
  - **Deficiency in Internal Controls** is the least serious level of internal control weakness and exists when the design or operation of a control does not allow management or employees to prevent, or detect and correct, misstatements or federal program noncompliance, in a timely manner.
  - **Not Classified/Not an Internal Control Issue** is the classification for financial and financial-related IT audit recommendations that are not classified in one of the above three categories because they do not relate to a deficiency in internal controls.
- **Performance and IT Performance Recommendations** made during Fiscal Years 2017 through 2021 (July 2016 through June 2021), which includes cash funds-related recommendations, and that auditees agreed to, but had not fully implemented as of June 30, 2022. The OSA determines the implementation status for performance and IT performance audit recommendations by reviewing self-reported information from the respective auditees and conducting follow-up audit work as needed.

## Summary of Audit Recommendations Not Fully Implemented

Overall, as of June 30, 2022, auditees had implemented 93 percent of the recommendations with which they originally agreed or partially agreed, which means they had not fully implemented 7 percent of the recommendations from July 2016 through June 2021. Recommendations reported as unimplemented include those for which auditees have not yet reached their original implementation date, as well as those for which auditees did not meet their original implementation date and have provided a new date.

Exhibit 3 compares the number of audit recommendations that were not fully implemented for each auditee as of June 30, 2021, as reported in our 2021 *Annual Report: Status of Audit Recommendations Not Fully Implemented*, to those recommendations that were not fully implemented for each auditee as of June 30, 2022.

**Exhibit 3**  
**Number of Audit Recommendations that Auditees<sup>1</sup> Agreed to Implement, and Were Not Fully Implemented, as of June 30, 2021 and June 30, 2022**

	2021			2022		
	Financial/IT Recs	Performance/IT Recs	Total	Financial/IT Recs	Performance/IT Recs	Total
<b>AGRICULTURE</b>		3	3		0	0
Colorado State Fair Authority		3	3		0	0
<b>CORRECTIONS</b>		4	4		4	4
<b>EDUCATION</b>		6	6		0	0
<b>GOVERNOR'S OFFICE</b>	14	55	69	12	23	35
Office of Information Technology	14	54	68	12	23	35
<b>HEALTH CARE POLICY &amp; FINANCING</b>	15	0	15	9	1	10
<b>HIGHER EDUCATION</b>	1		1	2	0	2
Department of Higher Education	0		0	1		1
Adams State University	0		0	1		1
University of Colorado	1		1	0		0
<b>HUMAN SERVICES</b>	4		4	2		2
<b>JUDICIAL</b>		0	0		2	2
<b>LABOR AND EMPLOYMENT</b>	8	0	8	17	1	18
<b>LOCAL AFFAIRS</b>	0		0	1		1
<b>PERSONNEL &amp; ADMINISTRATION</b>	6	1	7	4	5	9
<b>PUBLIC HEALTH AND ENVIRONMENT</b>		5	5		3	3
<b>PUBLIC SAFETY</b>		1	1		0	0
<b>REGULATORY AGENCIES</b>		5	5		3	3
<b>REVENUE</b>		0	0		1	1
<b>TRANSPORTATION</b>	0	1	1	2	0	2
<b>TREASURY</b>	2		2	1		1
COLORADO NEW ENERGY IMPROVEMENT DISTRICT		1	1		1	1
REGIONAL TRANSPORTATION DISTRICT		0	0		8	8
<b>TOTAL</b>	<b>50</b>	<b>82</b>	<b>132</b>	<b>50</b>	<b>52</b>	<b>102</b>

Source: Office of the State Auditor's audit recommendation database.

<sup>1</sup> Auditees that are not listed in the exhibit have no unimplemented audit recommendations in 2022, and had none in 2021.

## High Priority Recommendations Not Fully Implemented

Of the 102 recommendations that were not fully implemented as of June 30, 2022, 46 (45 percent) are considered high priority due to the seriousness of the problems identified and/or the length of time that they have not been fully implemented since the date of the respective audit report. The high priority audit recommendations are defined in this report as follows:

High Priority Financial and Financial-Related IT Audit Recommendations Not Fully Implemented	High Priority Performance and IT Performance Audit Recommendations Not Fully Implemented
The OSA considers a financial or financial-related IT audit recommendation to be high priority if it has not been fully implemented, it is past its original implementation date, and it is (1) a “material weakness” or (2) a “significant deficiency” that has not been fully implemented for 3 years or more.	The OSA considers a performance or IT performance audit recommendation high priority if it has not been fully implemented, and is from a report that was released 3 years ago or more.

Exhibit 4 compares the total number of audit recommendations that were not fully implemented and are considered high priority, by auditee, as of June 30, 2021, and June 30, 2022, respectively.

### Exhibit 4 Comparison of High Priority Audit Recommendations Not Fully Implemented as of June 30, 2021, and June 30, 2022

Auditee	Total Recs July 2016–June 2021	High Priority Recs as of June 30, 2021	High Priority Recs as of June 30, 2022
Corrections	61	4	4
Governor’s Office	302	23	17
Health Care Policy & Financing	137	10	5
Higher Education - Adams State University	19	0	1
Labor and Employment	59	8	13
Personnel & Administration	93	6	4
Treasury	29	2	1
Colorado New Energy Improvement District	4	0	1
<b>TOTAL</b>		<b>53</b>	<b>46</b>

Source: Office of the State Auditor’s audit recommendation database.

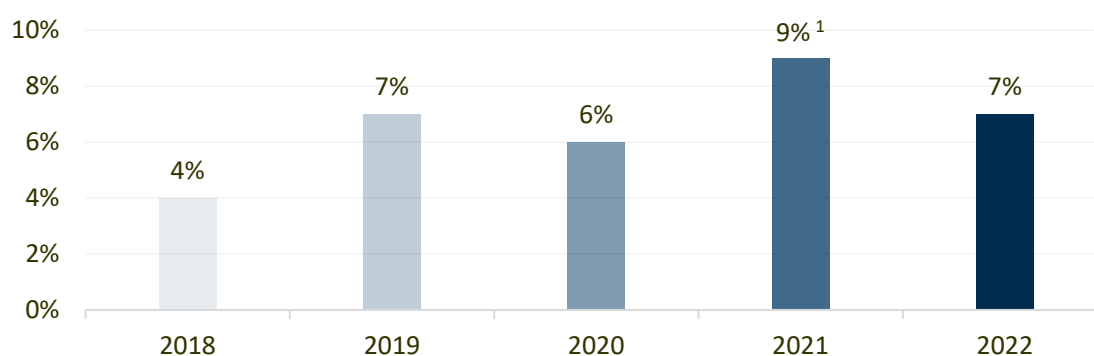
The appendices of this report provide additional information on the recommendations that are not fully implemented and are considered high priority as of June 30, 2022. Throughout this report, the recommendations that are considered high priority are highlighted in orange.



## Overall Conclusions

When considering the number of recommendations that the OSA made to auditees over the 5-year period, the summary information in this report shows that auditees generally agree with the OSA’s recommendations and usually implement them by the original implementation date. Additionally, the percentage of recommendations that has not been fully implemented by auditees has decreased in 2022 compared to 2021, as shown in Exhibit 5.

**Exhibit 5**  
**Percentage of Audit Recommendations Not Fully Implemented by Auditees**  
**Fiscal Years 2018 through 2022**



Source: Office of the State Auditor’s audit recommendation database.

<sup>1</sup> In 2021, the percentage of recommendations not fully implemented by auditees increased compared to prior years primarily because the Governor’s Office of Information Technology had more unimplemented recommendations in 2021.

## Possible Next Steps for Legislators

This report provides the General Assembly with information on the recommendations that have not been fully implemented, including those that are considered high priority, so that policy makers have additional oversight information available to hold state agencies and other audited organizations accountable. In prior years, legislators have used this report to inquire of audited agencies/ organizations regarding their unimplemented audit recommendations, during Committee of Reference hearings and otherwise. For example, legislators have inquired about the following:

- Agencies’/organizations’ specific plans for implementing the high priority recommendations.
- The reasons implementation of recommendations has been delayed by agencies/organizations (i.e., in the appendices, the recommendations with months in the “Delay” column of tables).
- Agency’s/organization’s plans for implementing the unimplemented recommendations for which the agency/organization provided new implementation dates.

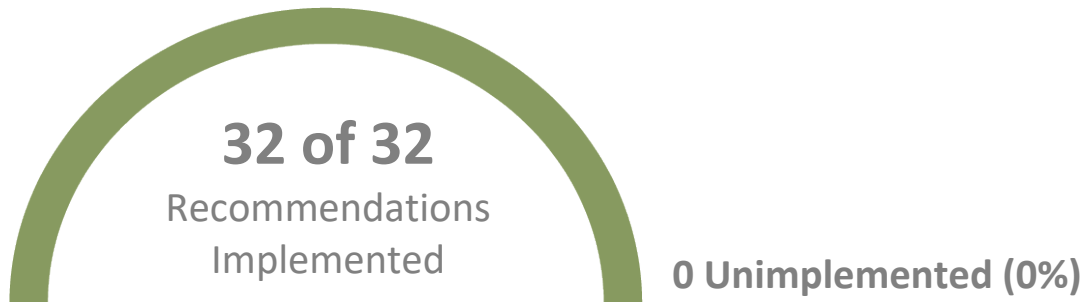


# Appendices



# Department of Agriculture

---



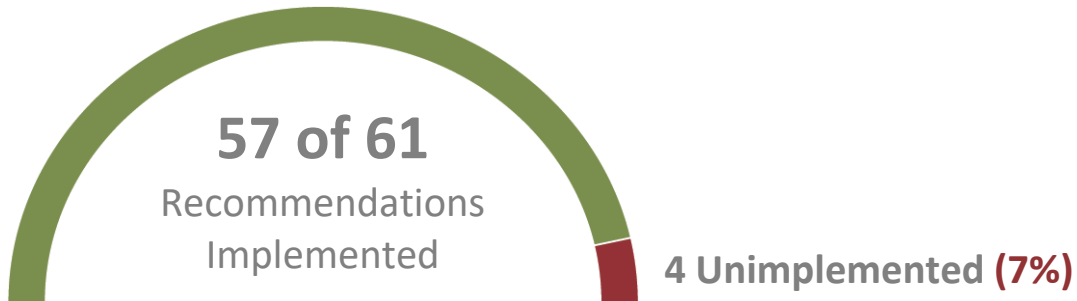
From July 1, 2016 through June 30, 2021, the Department of Agriculture (Department) agreed to implement 32 audit recommendations—1 was from a financial audit and 31 were from performance audits. As of June 30, 2022, the OSA’s follow-up audit process and review of status updates from the Department have determined that none of the recommendations are unimplemented.

In our 2021 *Annual Report: Status of Audit Recommendations Not Fully Implemented*, the Department had 3 out of 49 audit recommendations that were not fully implemented.





# Department of Corrections



From July 1, 2016 through June 30, 2021, the Department of Corrections (Department) agreed or partially agreed to implement 61 audit recommendations—28 were from financial audits and 33 were from performance audits. As of June 30, 2022, the OSA’s follow-up audit process and review of status updates from the Department have determined that a total of 4 of the 61 recommendations are not fully implemented.

In our 2021 *Annual Report: Status of Audit Recommendations Not Fully Implemented*, the Department had 4 out of 65 audit recommendations that were not fully implemented.

Exhibit 6 summarizes the 4 audit recommendations that are not fully implemented as of June 30, 2022. These recommendations are considered high priority and highlighted in orange.

**Exhibit 6**  
**Department of Corrections**  
**Audit Recommendations Not Fully Implemented as of June 30, 2022**

Audit	Rec. No.	First FY Rec. Made	Topic Area	Implementation Status	Original Implementation Date	Current Implementation Date	Delay in Months	Deficiency Level, if Applicable <sup>1</sup>
Behavioral Health Programs, Performance Audit, November 2016	1A	2017	Mental Health Assessments	Partially Implemented	3/31/2017	6/30/2023	75	-
	9B	2017	Sex Offender Treatment Program	Partially Implemented	12/31/2018	6/30/2023	54	-
	11B	2017	IT Controls	Partially Implemented	12/31/2017	6/30/2023	66	-
	11C	2017	Oversight of Sex Offender & Mental Health Treatment Programs	Partially Implemented	12/31/2018	6/30/2023	54	-

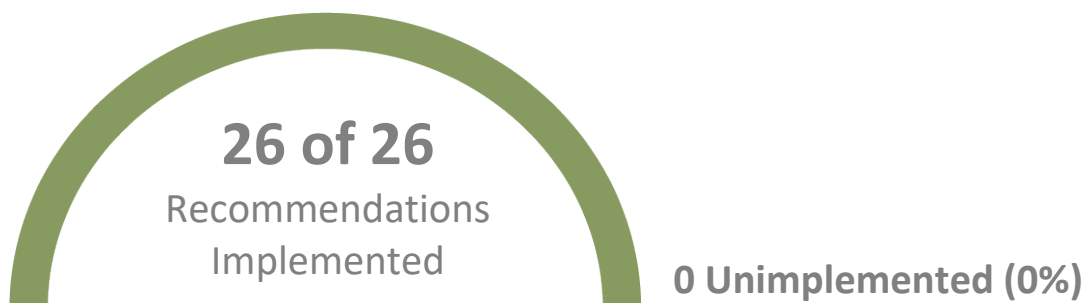
Source: Office of the State Auditor’s audit recommendation database.

<sup>1</sup> Only financial audit recommendations related to internal controls are classified by deficiency level.



# Department of Education

---

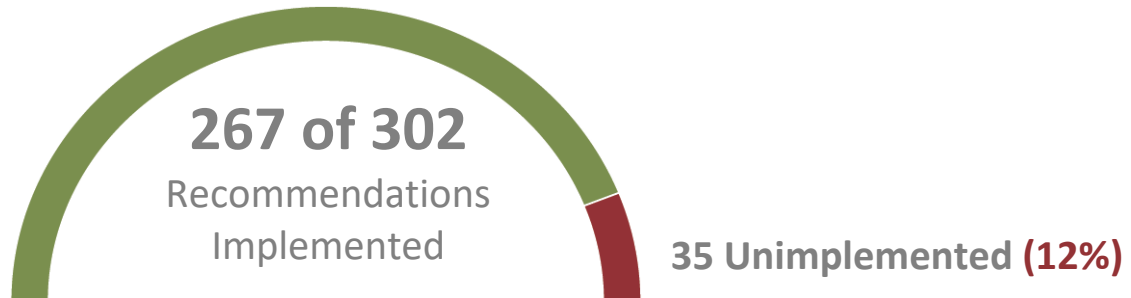


From July 1, 2016 through June 30, 2021, the Department of Education (Department) agreed to implement 26 audit recommendations—6 were from financial audits and 20 were from performance or information technology performance audits. As of June 30, 2022, the OSA’s follow-up audit process and review of status updates from the Department have determined that none of the recommendations are unimplemented.

In our 2021 *Annual Report: Status of Audit Recommendations Not Fully Implemented*, the Department had 6 out of 26 audit recommendations that were not fully implemented.



# Governor's Office



From July 1, 2016, through June 30, 2021, the Governor's Office, including the Governor's Office of Information Technology (IT), agreed or partially agreed to implement 302 audit recommendations—106 were from financial audits, which included financial-related IT audit recommendations, and 196 were from performance or IT performance audits. As of June 30, 2022, the OSA's follow-up audit process and review of status updates from the Department have determined that a total of 35 of the 302 recommendations are not fully implemented.

In our 2021 *Annual Report: Status of Audit Recommendations Not Fully Implemented*, the Governor's Office had 69 out of 349 audit recommendations that were not fully implemented.

Exhibit 7 summarizes the 35 audit recommendations that are not fully implemented as of June 30, 2022. Seventeen of these recommendations are considered high priority and highlighted in orange.

## Exhibit 7 Governor's Office Audit Recommendations Not Fully Implemented as of June 30, 2022

Audit	Rec. No.	First FY Rec. Made	Topic Area	Implementation Status	Original Implementation Date	Current Implementation Date	Delay in Months	Deficiency Level, if Applicable <sup>1</sup>
Statewide Single Financial Audit, Fiscal Year Ended June 30, 2021	2021-005A	2021	IT Security	Not Implemented	6/30/2022	7/31/2023	13	Significant Deficiency
	2021-005B	2021	IT Security	Not Implemented	6/30/2022	7/31/2023	13	Significant Deficiency
	2021-007	2014	IT Security	Not Implemented	12/31/2015	7/31/2023	91	Significant Deficiency
	2021-008A	2021	IT Security	Not Implemented	3/31/2022	8/31/2022	5	Significant Deficiency
	2021-008B	2017	IT Security	Not Implemented	1/31/2020	8/31/2022	31	Significant Deficiency

Audit	Rec. No.	First FY Rec. Made	Topic Area	Implementation Status	Original Implementation Date	Current Implementation Date	Delay in Months	Deficiency Level, if Applicable <sup>1</sup>
	2021-008C	2017	IT Security	Not Implemented	1/31/2020	2/28/2023	37	Significant Deficiency
	2021-024A	2019	CUBS <sup>2</sup> , CATS <sup>3</sup> , & CLEAR <sup>4</sup> IT Controls	Not Implemented	8/31/2020	10/31/2023	38	Material Weakness
	2021-024B	2018	CUBS <sup>2</sup> , CATS <sup>3</sup> , & CLEAR <sup>4</sup> IT Controls	Not Implemented	6/30/2019	10/31/2023	52	Material Weakness
	2021-024D	2017	CUBS <sup>2</sup> , CATS <sup>3</sup> , & CLEAR <sup>4</sup> IT Controls	Not Implemented	6/30/2018	8/31/2022	50	Material Weakness
	2021-024E	2012	CUBS <sup>2</sup> , CATS <sup>3</sup> , & CLEAR <sup>4</sup> IT Controls	Not Implemented	12/31/2016	8/31/2022	68	Material Weakness
	2021-024F	2012	CUBS <sup>2</sup> , CATS <sup>3</sup> , & CLEAR <sup>4</sup> IT Controls	Not Implemented	12/31/2016	10/31/2023	82	Material Weakness
	2021-024G	2017	CUBS <sup>2</sup> , CATS <sup>3</sup> , & CLEAR <sup>4</sup> IT Controls	Not Implemented	6/30/2018	7/31/2022	49	Material Weakness
Evaluation of IT Security at Department of Transportation, IT Performance Audit, Confidential Report, February 2020	3B	2020	IT Security	Not Implemented	4/30/2020	6/30/2023	38	-
	4A	2020	IT Security	Partially Implemented	9/30/2020	8/31/2023	35	-
	4Bi	2020	IT Security	Partially Implemented	5/31/2020	8/31/2023	39	-
	4Bii	2020	IT Security	Partially Implemented	5/31/2020	8/31/2023	39	-
	4C	2020	IT Security	Partially Implemented	5/31/2020	8/31/2023	39	-
	4D	2020	IT Security	Partially Implemented	5/31/2020	8/31/2023	39	-
	5C	2020	IT Change Management	Partially Implemented	2/29/2020	8/31/2023	42	-
	5D	2020	IT Change Management	Partially Implemented	12/31/2020	12/31/2022	24	-
	8B	2020	IT Security	Partially Implemented	6/30/2020	8/31/2023	38	-
	10A	2020	IT Security	Partially Implemented	None Provided <sup>5</sup>	9/30/2023	43	-
	10B	2020	IT Security	Partially Implemented	None Provided <sup>5</sup>	12/31/2023	46	-
	10C	2020	IT Security	Partially Implemented	10/31/2020	10/31/2023	36	-
	11D	2020	IT Security	Partially Implemented	12/31/2020	2/28/2023	26	-
	11E	2020	IT Security	Not Implemented	12/31/2020	12/31/2022	24	-
12C	2020	IT Governance	Partially Implemented	2/28/2021	6/30/2023	28	-	



Audit	Rec. No.	First FY Rec. Made	Topic Area	Implementation Status	Original Implementation Date	Current Implementation Date	Delay in Months	Deficiency Level, if Applicable <sup>1</sup>
Audit of 3 IT Systems at Department of Public Health and Environment, IT Performance Audit, Confidential Report, August 2017	2	2018	IT Operations	Partially Implemented	7/31/2018	8/31/2023	61	-
	4D	2018	IT Security	Partially Implemented	2/29/2020	8/31/2023	42	-
	4E	2018	IT Security	Partially Implemented	2/29/2020	8/31/2023	42	-
	10G	2018	IT Security	Partially Implemented	7/31/2018	8/31/2023	61	-
	13D	2018	IT Security	Partially Implemented	3/31/2018	8/31/2023	65	-
	16A	2018	IT Operations	Partially Implemented	7/31/2018	8/31/2023	61	-
	16B	2018	IT Operations	Partially Implemented	7/31/2018	8/31/2023	61	-
IT Vulnerability Assessment, Performance Evaluation, Public Report, November 2014	1A	2015	IT Updates	Partially Implemented	12/31/2015	9/30/2022	81	-

Source: Office of the State Auditor's audit recommendation database.

<sup>1</sup> Only financial audit recommendations related to internal controls are classified by deficiency level.

<sup>2</sup> CUBS is the Colorado Unemployment Benefits System.

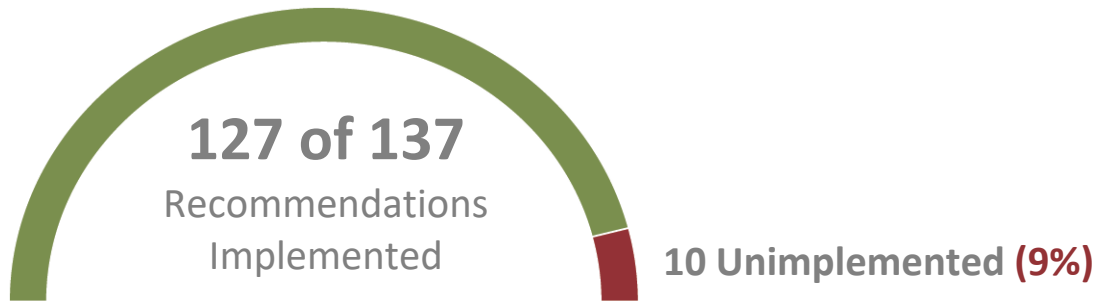
<sup>3</sup> CATS is the Colorado Automated Tax System.

<sup>4</sup> CLEAR is the Colorado Labor and Employment Applicant Resource system.

<sup>5</sup> The Governor's Office did not provide an original implementation date for this recommendation when it was first made, so the February 2020 date of the audit report is used as the original implementation date to calculate the delay in months.



# Department of Health Care Policy & Financing



From July 1, 2016 through June 30, 2021, the Department of Health Care Policy & Financing (Department) agreed or partially agreed to implement 137 audit recommendations—125 were from financial audits, which included financial-related information technology (IT) audit recommendations, and 12 were from performance audits. As of June 30, 2022, the OSA’s follow-up audit process and review of status updates from the Department have determined that a total of 10 of the 137 recommendations are not fully implemented.

In our 2021 *Annual Report: Status of Audit Recommendations Not Fully Implemented*, the Department had 15 out of 96 audit recommendations that were not fully implemented.

Exhibit 8 summarizes the 10 audit recommendations that are not fully implemented as of June 30, 2022. Five of these recommendations are considered high priority and highlighted in orange.

**Exhibit 8**  
**Department of Health Care Policy & Financing**  
**Audit Recommendations Not Fully Implemented as of June 30, 2022**

Audit	Rec. No.	First FY Rec. Made	Topic Area	Implementation Status	Original Implementation Date	Current Implementation Date	Delay in Months	Deficiency Level, if Applicable <sup>1</sup>
Statewide Single Financial Audit, Fiscal Year Ended June 30, 2021	2021-046B	2021	Medicaid NEMT <sup>2</sup> Payment Controls	Partially Implemented	4/30/2022	12/31/2022	8	Deficiency in Internal Control
	2021-047A	2017	Medicaid Eligibility Controls	Not Implemented	12/31/2018	7/31/2022	43	Material Weakness

Audit	Rec. No.	First FY Rec. Made	Topic Area	Implementation Status	Original Implementation Date	Current Implementation Date	Delay in Months	Deficiency Level, if Applicable <sup>1</sup>
	2021-047C	2017	Medicaid Eligibility Controls	Partially Implemented	12/31/2018	12/31/2022	48	Material Weakness
	2021-049B	2019	CHIP <sup>3</sup> Eligibility Controls	Not Implemented	7/31/2022	7/31/2022	0	Material Weakness
	2021-049D	2017	CHIP <sup>3</sup> Eligibility Controls	Partially Implemented	12/31/2018	12/31/2022	48	Material Weakness
	2021-051A	2020	Medicaid Eligibility Controls	Not Implemented	7/31/2022	7/31/2022	0	Material Weakness
	2021-051B	2020	Medicaid Eligibility Controls	Not Implemented	7/31/2022	7/31/2022	0	Material Weakness
	2021-055A	2018	Medicaid Payment Controls	Partially Implemented	6/30/2018	7/31/2023	61	Material Weakness
	2021-055B	2019	Medicaid Payment Controls	Partially Implemented	7/31/2021	7/31/2023	24	Material Weakness
Medicaid Client Correspondence, Performance Audit, September 2020	2A	2021	Program Administration	Not Implemented	7/31/2021	12/31/2022	17	-

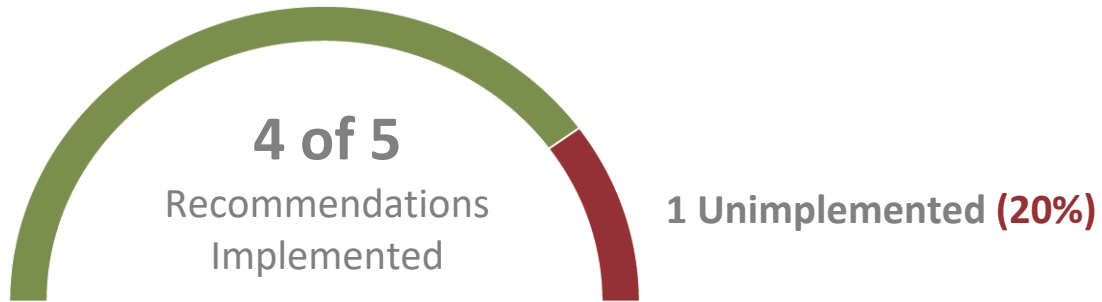
Source: Office of the State Auditor's audit recommendation database.

<sup>1</sup> Only financial audit recommendations related to internal controls are classified by deficiency level.

<sup>2</sup> Medicaid Non-Emergent Medical Transportation benefit.

<sup>3</sup> Children's Health Insurance Program.

# Department of Higher Education



From July 1, 2016 through June 30, 2021, the Department of Higher Education (Department) agreed to implement 5 audit recommendations— 4 were from financial audits and 1 was from a performance audit. As of June 30, 2022, the OSA’s follow-up audit process and review of status updates from the Department have determined that 1 of the 5 recommendations is not fully implemented.

In our 2021 *Annual Report: Status of Audit Recommendations Not Fully Implemented*, the Department had no unimplemented audit recommendations.

Exhibit 9 summarizes the 1 audit recommendation that is not fully implemented as of June 30, 2022. This recommendation is not considered high priority.

**Exhibit 9**  
**Department of Higher Education**  
**Audit Recommendation Not Fully Implemented as of June 30, 2022**

Audit	Rec. No.	First FY Rec. Made	Topic Area	Implementation Status	Original Implementation Date	Current Implementation Date	Delay in Months	Deficiency Level, if Applicable <sup>1</sup>
Statewide Single Financial Audit, Fiscal Year Ended June 30, 2021	2021-011	2020	Subrecipient Monitoring	Not Implemented	9/30/2021	9/30/2022	12	Significant Deficiency

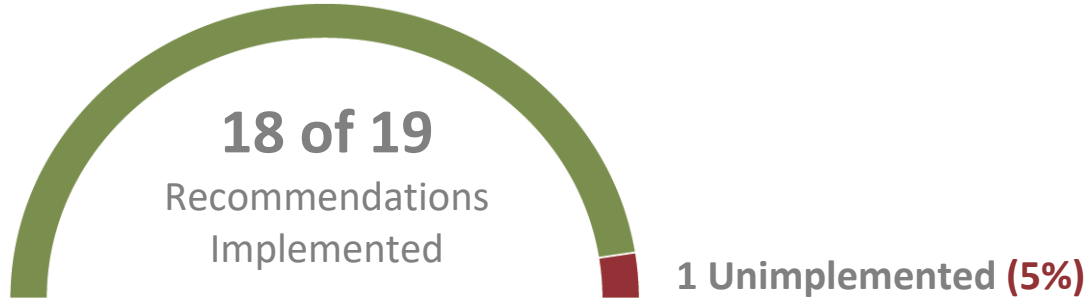
Source: Office of the State Auditor’s audit recommendation database.

<sup>1</sup> Only financial audit recommendations related to internal controls are classified by deficiency level.





# Adams State University



From July 1, 2016 through June 30, 2021, Adams State University (University) agreed to implement 19 financial audit recommendations. As of June 30, 2022, the OSA’s follow-up audit process has determined that 1 of the 19 recommendations is not fully implemented.

In our 2021 *Annual Report: Status of Audit Recommendations Not Fully Implemented*, the University had no unimplemented audit recommendations.

Exhibit 10 summarizes the audit recommendation that is not fully implemented as of June 30, 2022. This recommendation is considered high priority and is highlighted in orange.

**Exhibit 10**  
**Adams State University**  
**Audit Recommendation Not Fully Implemented as of June 30, 2022**

Audit	Rec. No.	First FY Rec. Made	Topic Area	Implementation Status	Original Implementation Date	Current Implementation Date	Delay in Months	Deficiency Level, if Applicable <sup>1</sup>
Statewide Single Financial Audit, Fiscal Year Ended June 30, 2021	2021-012	2017	Financial Reporting	Partially Implemented	2/28/2018	6/30/2023	64	Material Weakness

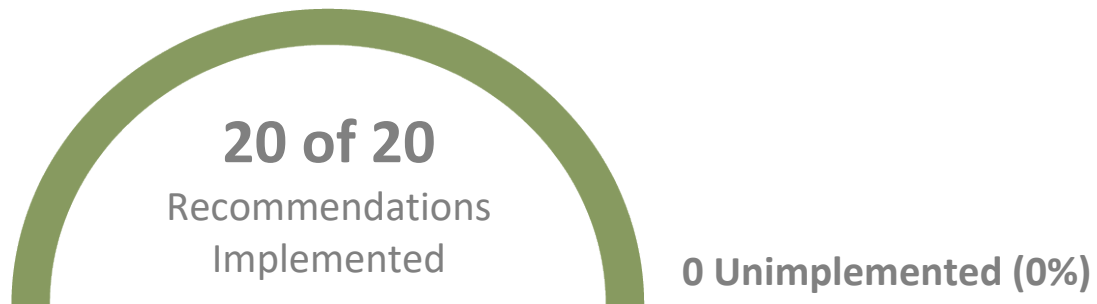
Source: Office of the State Auditor’s audit recommendation database.

<sup>1</sup> Only financial audit recommendations related to internal controls are classified by deficiency level.



# Auraria Higher Education Center

---



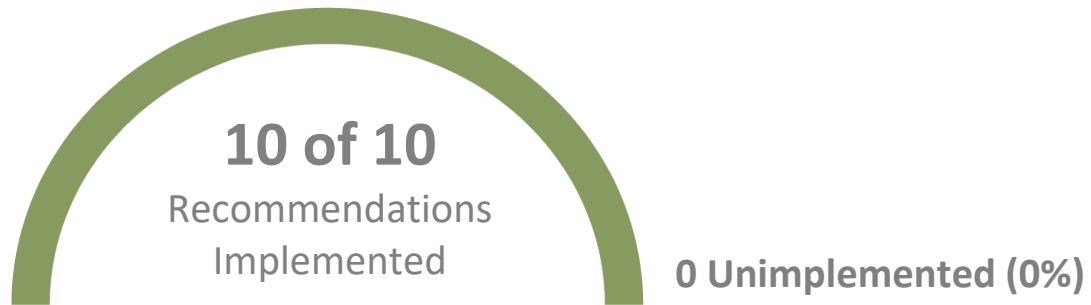
From July 1, 2016, through June 30, 2021, Auraria Higher Education Center agreed to implement 20 financial audit recommendations. As of June 30, 2022, the OSA's follow-up audit process has determined that none of the recommendations are unimplemented.

In our 2021 *Annual Report: Status of Audit Recommendations Not Fully Implemented*, Auraria Higher Education Center also had no unimplemented audit recommendations.



# Colorado Community College System

---



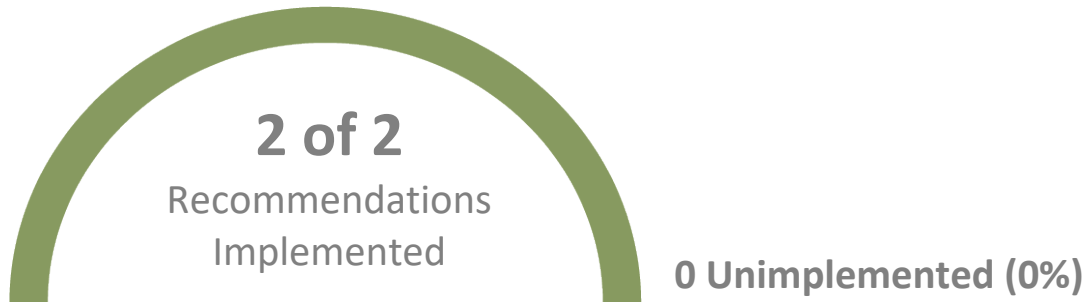
From July 1, 2016 through June 30, 2021, the Colorado Community College System (System) agreed to implement 10 financial audit recommendations. As of June 30, 2022, the OSA's follow-up audit process has determined that none of the recommendations are unimplemented.

In our 2021 *Annual Report: Status of Audit Recommendations Not Fully Implemented*, the System also had no unimplemented audit recommendations.



# Colorado School of Mines

---



From July 1, 2016, through June 30, 2021, Colorado School of Mines agreed to implement 2 financial audit recommendations. As of June 30, 2022, the OSA's follow-up audit process has determined that none of the recommendations are unimplemented.

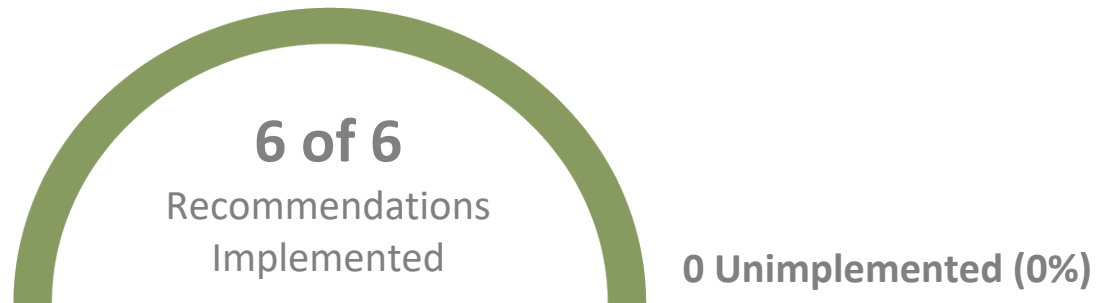
In our 2021 *Annual Report: Status of Audit Recommendations Not Fully Implemented*, Colorado School of Mines also had no unimplemented audit recommendations.





# Colorado State University System

---



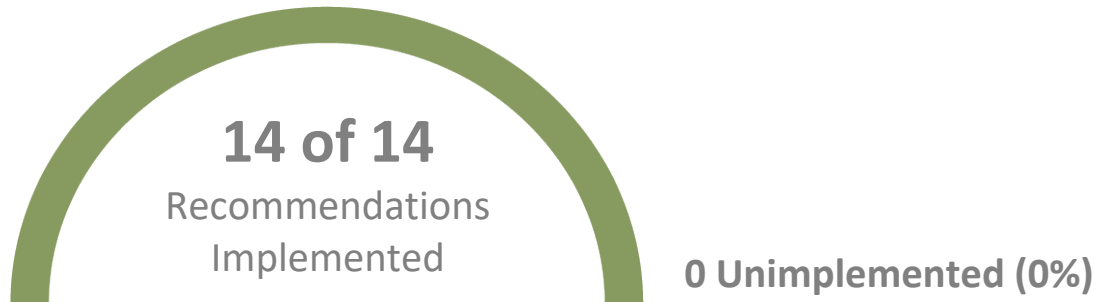
From July 1, 2016 through June 30, 2021, the Colorado State University System (System) agreed to implement 6 financial audit recommendations. As of June 30, 2022, the OSA's follow-up audit process has determined that none of the recommendations are unimplemented.

In our 2021 *Annual Report: Status of Audit Recommendations Not Fully Implemented*, the System also had no unimplemented audit recommendations.



# History Colorado

---



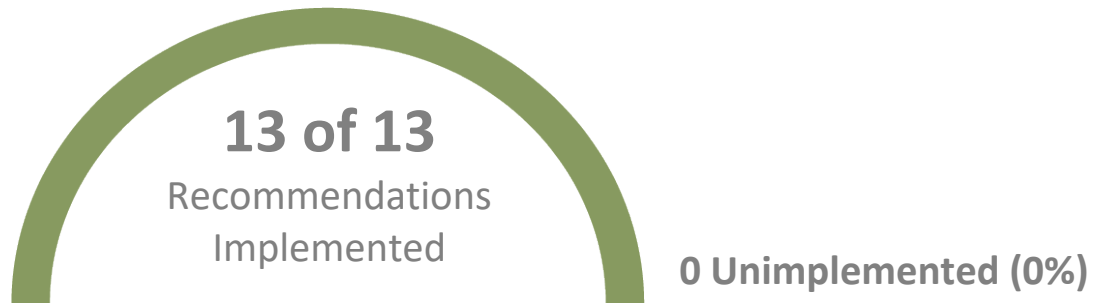
From July 1, 2016 through June 30, 2021, History Colorado agreed to implement 14 financial audit recommendations. As of June 30, 2022, the OSA's follow-up audit process has determined that none of the recommendations are unimplemented.

In our 2021 *Annual Report: Status of Audit Recommendations Not Fully Implemented*, History Colorado also had no unimplemented audit recommendations.



# Metropolitan State University of Denver

---



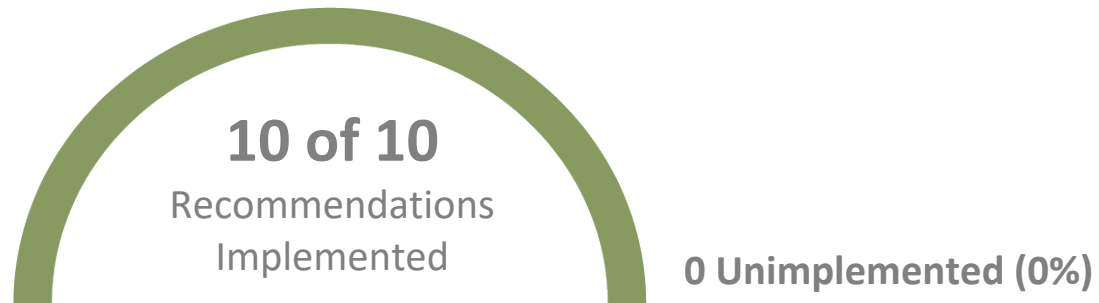
From July 1, 2016 through June 30, 2021, Metropolitan State University of Denver (University) agreed to implement 13 financial audit recommendations. As of June 30, 2022, the OSA's follow-up audit process has determined that none of the recommendations are unimplemented.

In our 2021 *Annual Report: Status of Audit Recommendations Not Fully Implemented*, the University also had no unimplemented audit recommendations.



# University of Colorado System

---



From July 1, 2016 through June 30, 2021, the University of Colorado System (System) agreed to implement 10 financial audit recommendations. As of June 30, 2022, the OSA's follow-up audit process has determined that none of the recommendations are unimplemented.

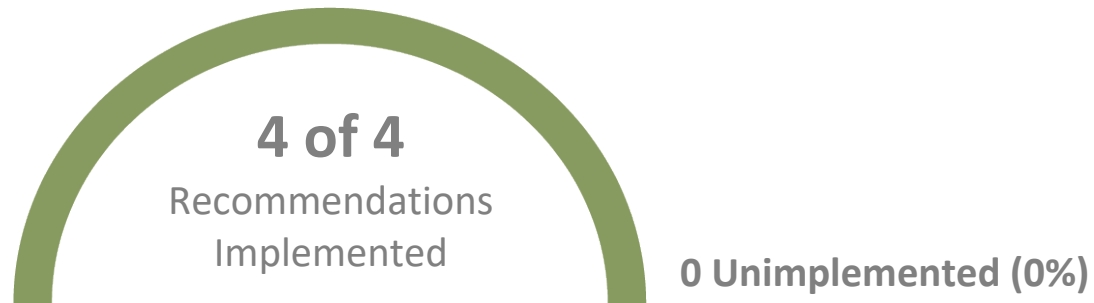
In our 2021 *Annual Report: Status of Audit Recommendations Not Fully Implemented*, the System had 1 out of 12 recommendations that was not fully implemented.





# University of Northern Colorado

---



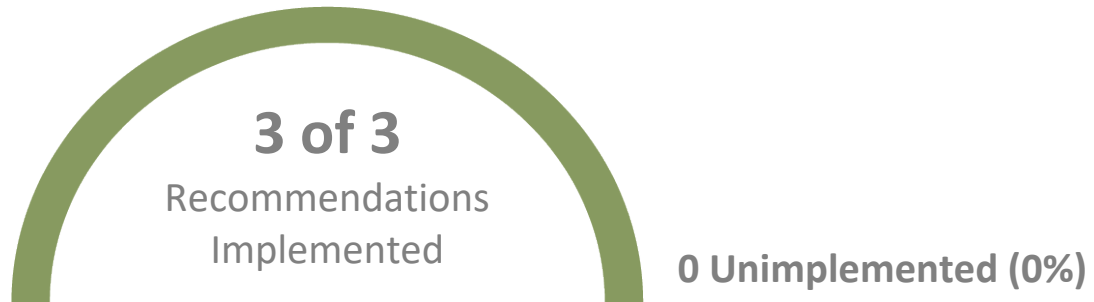
From July 1, 2016 through June 30, 2021, the University of Northern Colorado (University) agreed to implement 4 financial audit recommendations. As of June 30, 2022, the OSA's follow-up audit process has determined that none of the recommendations are unimplemented.

In our 2021 *Annual Report: Status of Audit Recommendations Not Fully Implemented*, the University also had no unimplemented audit recommendations.



# Western Colorado University

---

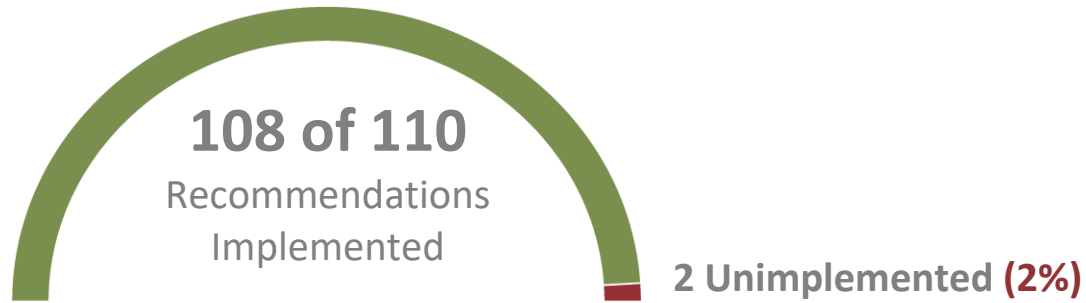


From July 1, 2016 through June 30, 2021, Western Colorado University (University) agreed to implement 3 financial audit recommendations. As of June 30, 2022, the OSA's follow-up audit process has determined that none of the recommendations are unimplemented.

In our 2021 *Annual Report: Status of Audit Recommendations Not Fully Implemented*, the University also had no unimplemented audit recommendations.



# Department of Human Services



From July 1, 2016 through June 30, 2021, the Department of Human Services (Department) agreed or partially agreed to implement 110 audit recommendations—59 were from financial audits and 51 were from performance audits. As of June 30, 2022, the OSA’s follow-up audit process and review of status updates from the Department have determined that a total of 2 of the 110 recommendations are not fully implemented.

In our 2021 *Annual Report: Status of Audit Recommendations Not Fully Implemented*, the Department had 4 out of 90 audit recommendations that were not fully implemented.

Exhibit 11 summarizes the 2 audit recommendations that are not fully implemented as of June 30, 2022. None of these recommendations are considered high priority.

**Exhibit 11**  
**Department of Human Services**  
**Audit Recommendations Not Fully Implemented as of June 30, 2022**

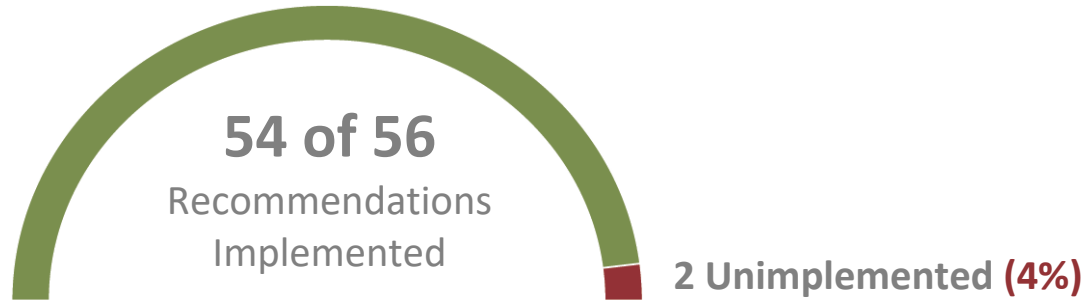
Audit	Rec. No.	First FY Rec. Made	Topic Area	Implementation Status	Original Implementation Date	Current Implementation Date	Delay in Months	Deficiency Level, if Applicable <sup>1</sup>
Statewide Single Financial Audit, Fiscal Year Ended June 30, 2021	2021-061B	2020	Federal Award Compliance	Not Implemented	12/31/2022	12/31/2022	0	Material Weakness
	2021-061C	2020	Federal Award Compliance	Not Implemented	12/31/2022	12/31/2022	0	Material Weakness

Source: Office of the State Auditor’s audit recommendation database.

<sup>1</sup> Only financial audit recommendations related to internal controls are classified by deficiency level.



# Judicial Branch



From July 1, 2016 through June 30, 2021, the Judicial Branch (Judicial) agreed to implement 56 audit recommendations—4 were from a financial audit and 52 were from performance audits. As of June 30, 2022, the OSA’s follow-up audit process and review of status updates from Judicial have determined that a total of 2 of the 56 recommendations are not fully implemented.

In our 2021 *Annual Report: Status of Audit Recommendations Not Fully Implemented*, Judicial had no unimplemented audit recommendations.

Exhibit 12 summarizes the 2 audit recommendations that are not fully implemented as of June 30, 2022. Neither of these recommendations is considered high priority.

**Exhibit 12**  
**Judicial Branch**  
**Audit Recommendations Not Fully Implemented as of June 30, 2022**

Audit	Rec. No.	First FY Rec. Made	Topic Area	Implementation Status	Original Implementation Date	Current Implementation Date	Delay in Months	Deficiency Level, if Applicable <sup>1</sup>
State Court Administrator’s Office, Performance Audit, November 2020	3C	2021	Compliance with Personnel Laws, Regulations, & Policies	Partially Implemented	7/31/2021	12/31/2022	17	-
	6B	2021	Internal Control Monitoring & Oversight	Partially Implemented	7/31/2021	12/31/2022	17	-

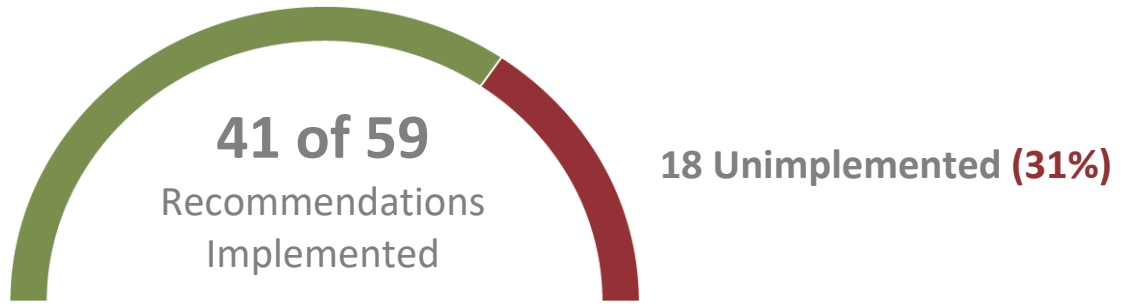
Source: Office of the State Auditor’s audit recommendation database.

<sup>1</sup> Only financial audit recommendations related to internal controls are classified by deficiency level.





# Department of Labor and Employment



From July 1, 2016 through June 30, 2021, the Department of Labor and Employment (Department) agreed or partially agreed to implement 59 audit recommendations—52 were from financial audits, which included financial-related information technology (IT) audit recommendations, and 7 were from performance audits. As of June 30, 2022, the OSA’s follow-up audit process and review of status updates from the Department have determined that a total of 18 of the 59 recommendations are not fully implemented.

In our 2021 *Annual Report: Status of Audit Recommendations Not Fully Implemented*, the Department had 8 out of 46 audit recommendations that were not fully implemented.

Exhibit 13 summarizes the 18 audit recommendations that are not fully implemented as of June 30, 2022. Thirteen of these recommendations are considered high priority and highlighted in orange.

**Exhibit 13**  
**Department of Labor and Employment**  
**Audit Recommendations Not Fully Implemented as of June 30, 2022**

Audit	Rec. No.	First FY Rec. Made	Topic Area	Implementation Status	Original Implementation Date	Current Implementation Date	Delay in Months	Deficiency Level, if Applicable <sup>1</sup>
Statewide Single Financial Audit, Fiscal Year Ended June 30, 2021	2021-021A	2020	Financial Reporting	Partially Implemented	3/31/2022	3/31/2023	12	Material Weakness
	2021-021C	2020	Financial Reporting	Partially Implemented	3/31/2022	3/31/2023	12	Material Weakness
	2021-021D	2020	Financial Reporting	Partially Implemented	3/31/2022	3/31/2023	12	Material Weakness

Audit	Rec. No.	First FY Rec. Made	Topic Area	Implementation Status	Original Implementation Date	Current Implementation Date	Delay in Months	Deficiency Level, if Applicable <sup>1</sup>
	2021-022A	2020	UI <sup>2</sup> Payment Controls	Partially Implemented	9/30/2021	8/31/2022	11	Significant Deficiency
	2021-023A	2019	CUBS <sup>3</sup> , CATS <sup>4</sup> , & CLEAR <sup>5</sup> IT Controls	Not Implemented	8/31/2020	10/31/2023	38	Material Weakness
	2021-023B	2018	CUBS <sup>3</sup> , CATS <sup>4</sup> , & CLEAR <sup>5</sup> IT Controls	Not Implemented	2/28/2019	10/31/2023	56	Material Weakness
	2021-023C	2017	CUBS <sup>3</sup> , CATS <sup>4</sup> , & CLEAR <sup>5</sup> IT Controls	Not Implemented	6/30/2018	10/31/2023	64	Material Weakness
	2021-023D	2017	CUBS <sup>3</sup> , CATS <sup>4</sup> , & CLEAR <sup>5</sup> IT Controls	Not Implemented	6/30/2018	7/31/2022	49	Material Weakness
	2021-023E	2012	CUBS <sup>3</sup> , CATS <sup>4</sup> , & CLEAR <sup>5</sup> IT Controls	Not Implemented	12/31/2016	10/31/2023	82	Material Weakness
	2021-023F	2017	CUBS <sup>3</sup> , CATS <sup>4</sup> , & CLEAR <sup>5</sup> IT Controls	Not Implemented	6/30/2018	10/31/2023	64	Material Weakness
	2021-023G	2017	CUBS <sup>3</sup> , CATS <sup>4</sup> , & CLEAR <sup>5</sup> IT Controls	Not Implemented	12/31/2019	7/31/2022	31	Material Weakness
	2021-025A	2018	CLEAR <sup>5</sup> IT Controls	Not Implemented	1/31/2020	7/31/2022	30	Significant Deficiency
	2021-025B	2018	CLEAR <sup>5</sup> IT Controls	Not Implemented	1/31/2020	7/31/2022	30	Significant Deficiency
	2021-025C	2018	CLEAR <sup>5</sup> IT Controls	Not Implemented	1/31/2020	7/31/2022	30	Significant Deficiency
	2021-064B	2020	UI <sup>2</sup> Federal Compliance	Partially Implemented	6/30/2023	6/30/2023	0	Significant Deficiency
	2021-064E	2020	UI <sup>2</sup> Federal Compliance	Partially Implemented	12/31/2021	12/31/2024	36	Significant Deficiency
Statewide Single Financial Audit, Fiscal Year Ended June 30, 2020	2020-023B	2020	UI <sup>2</sup> Payment Controls	Partially Implemented	9/30/2021	9/30/2022	12	Deficiency in Internal Control
Workforce Innovation and Opportunity Act, Performance Audit, November 2020	1D	2021	Service Delivery & Program Outcomes	Partially Implemented	7/31/2022	7/31/2023	12	-

Source: Office of the State Auditor's audit recommendation database.

<sup>1</sup> Only financial audit recommendations related to internal controls are classified by deficiency level.

<sup>2</sup> UI is the Unemployment Insurance Benefits Program.

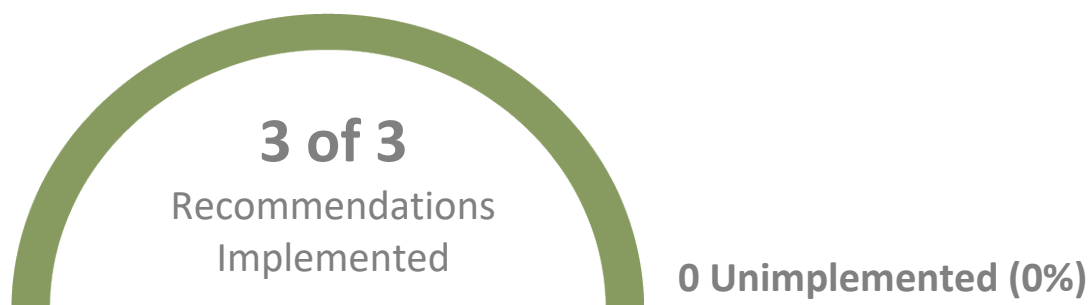
<sup>3</sup> CUBS is the Colorado Unemployment Benefits System.

<sup>4</sup> CATS is the Colorado Automated Tax System.

<sup>5</sup> CLEAR is the Colorado Labor and Employment Applicant Resource System.

# Department of Law

---



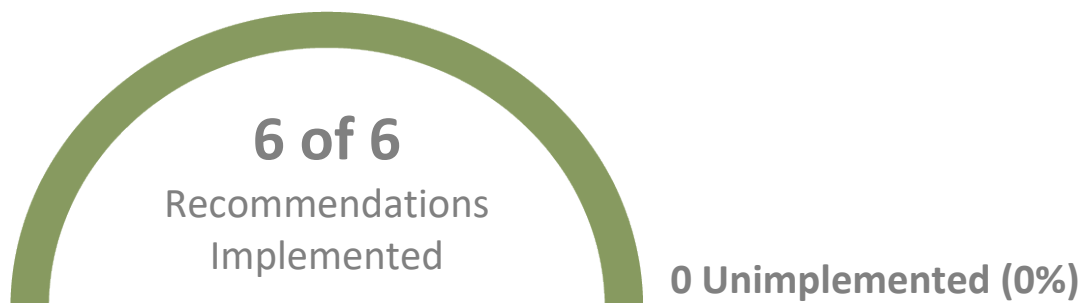
From July 1, 2016 through June 30, 2021, the Department of Law (Department) agreed to implement 3 performance audit recommendations. As of June 30, 2022, the OSA's review of status updates from the Department has determined that none of the recommendations are unimplemented.

In our 2021 *Annual Report: Status of Audit Recommendations Not Fully Implemented*, the Department also had no unimplemented audit recommendations.



# Legislative Department

---

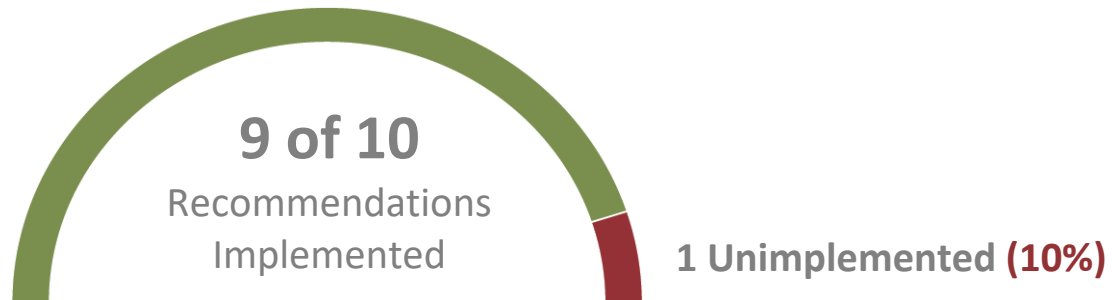


From July 1, 2016, through June 30, 2021, the Legislative Department (Department) agreed to implement 6 financial audit recommendations. As of June 30, 2022, the OSA's follow-up audit process has determined that none of the recommendations are unimplemented.

In our 2021 *Annual Report: Status of Audit Recommendations Not Fully Implemented*, the Department also had no unimplemented audit recommendations.



# Department of Local Affairs



From July 1, 2016, through June 30, 2021, the Department of Local Affairs (Department) agreed or partially agreed to implement 10 audit recommendations—9 were from financial audits and 1 was from a performance audit. As of June 30, 2022, the OSA’s follow-up audit process and review of status updates from the Department have determined that 1 of the 10 recommendations is not fully implemented.

In our 2021 *Annual Report: Status of Audit Recommendations Not Fully Implemented*, the Department had no unimplemented audit recommendations.

Exhibit 14 summarizes the 1 audit recommendation that is not fully implemented as of June 30, 2022. This recommendation is not considered high priority.

## Exhibit 14

### Department of Local Affairs

#### Audit Recommendations Not Fully Implemented as of June 30, 2022

Audit	Rec. No.	First FY Rec. Made	Topic Area	Implementation Status	Original Implementation Date	Current Implementation Date	Delay in Months	Deficiency Level, if Applicable <sup>1</sup>
Statewide Single Financial Audit, Fiscal Year Ended June 30, 2021	2021-065	2021	Federal Award Compliance	Not Implemented	6/30/2022	9/30/2022	3	Significant Deficiency

Source: Office of the State Auditor’s audit recommendation database.

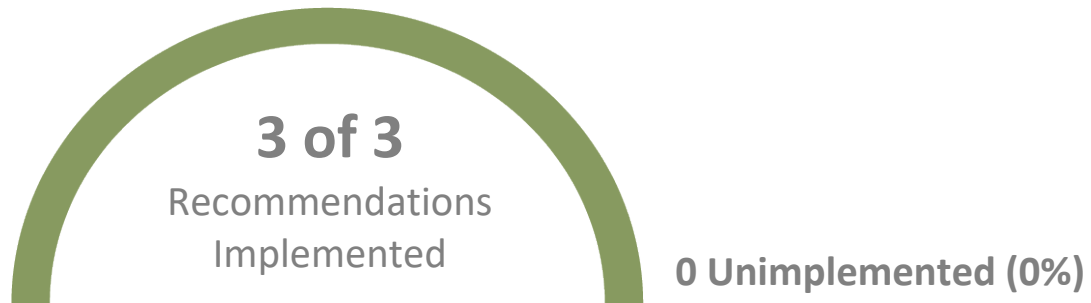
<sup>1</sup> Only financial audit recommendations related to internal controls are classified by deficiency level.





# Department of Military and Veterans Affairs

---



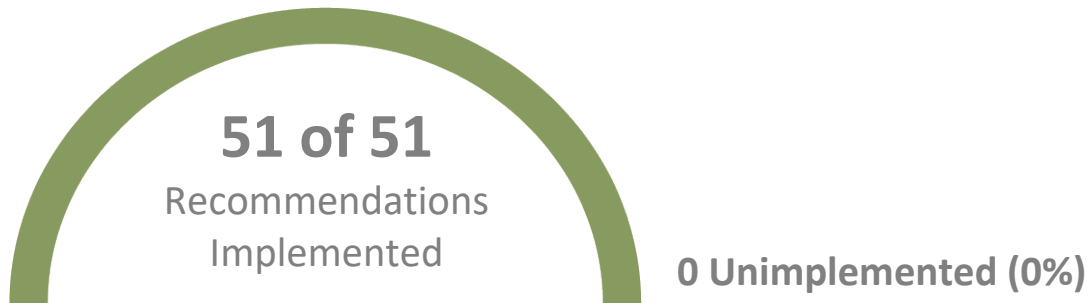
From July 1, 2016 through June 30, 2021, the Department of Military and Veterans Affairs (Department) agreed to implement 3 audit recommendations—2 were from a financial audit and 1 was from a performance audit. As of June 30, 2022, the OSA’s follow-up audit process and review of status updates from the Department have determined that none of the recommendations are unimplemented.

In our 2021 *Annual Report: Status of Audit Recommendations Not Fully Implemented*, the Department also had no unimplemented audit recommendations.



# Department of Natural Resources

---

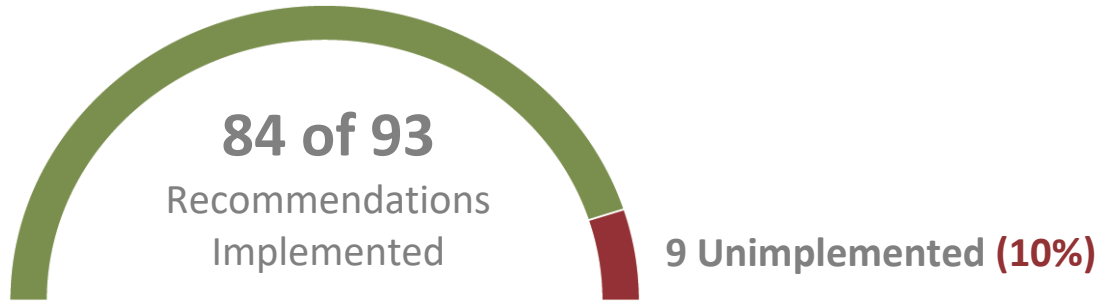


From July 1, 2016 through June 30, 2021, the Department of Natural Resources (Department) agreed to implement 51 audit recommendations—2 were from financial audits and 49 were from performance audits. As of June 30, 2022, the OSA’s follow-up audit process and review of status updates from the Department have determined that none of the recommendations are unimplemented.

In our 2021 *Annual Report: Status of Audit Recommendations Not Fully Implemented*, the Department also had no unimplemented audit recommendations.



# Department of Personnel & Administration



From July 1, 2016 through June 30, 2021, the Department of Personnel & Administration (Department) agreed or partially agreed to implement 93 recommendations—56 were from financial audits, which included financial-related information technology (IT) audit recommendations, and 37 were from performance audits. As of June 30, 2022, the OSA’s follow-up audit process and review of status updates from the Department have determined that a total of 9 of the 93 recommendations are not fully implemented.

In our 2021 *Annual Report: Status of Audit Recommendations Not Fully Implemented*, the Department had 7 out of 109 audit recommendations that were not fully implemented.

Exhibit 15 summarizes the 9 audit recommendations that are not fully implemented as of June 30, 2022. Four of these recommendations are considered high priority and highlighted in orange.

**Exhibit 15**  
**Department of Personnel & Administration**  
**Audit Recommendations Not Fully Implemented as of June 30, 2022**

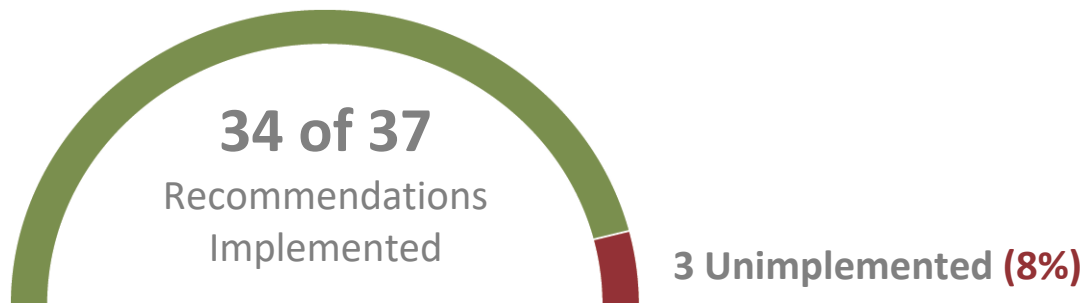
Audit	Rec. No.	First FY Rec. Made	Topic Area	Implementation Status	Original Implementation Date	Current Implementation Date	Delay in Months	Deficiency Level, if Applicable <sup>1</sup>
Statewide Single Financial Audit, Fiscal Year Ended June 30, 2021	2021-029A	2018	Financial Reporting	Not Implemented	9/30/2019	12/31/2022	39	Material Weakness
	2021-029C	2017	Financial Reporting	Not Implemented	6/30/2019	12/31/2023	54	Material Weakness
	2021-029D	2018	Financial Reporting	Not Implemented	3/31/2019	6/30/2023	51	Material Weakness

Audit	Rec. No.	First FY Rec. Made	Topic Area	Implementation Status	Original Implementation Date	Current Implementation Date	Delay in Months	Deficiency Level, if Applicable <sup>1</sup>
	2021-035	2015	Financial Reporting	Not Implemented	12/31/2017	12/31/2022	60	Material Weakness
Evaluation of the Annual Compensation Survey, Performance Audit, June 2021	1A	2021	Annual Compensation Study Process & Data	Partially Implemented	9/30/2023	9/30/2023	0	-
	1C	2021	Annual Compensation Study Process & Data	Not Implemented	9/30/2023	9/30/2023	0	-
	1F	2021	Annual Compensation Study Process & Data	Partially Implemented	9/30/2023	9/30/2023	0	-
Cash Funds Uncommitted Reserves, Fiscal Year Ended June 30, 2021, Performance Audit	1A	2021	Disability Support Fund	Partially Implemented	6/30/2022	8/31/2022	2	-
	1B	2020	Supplier Database Cash Fund	Partially Implemented	6/30/2021	6/30/2023	24	-

Source: Office of the State Auditor's audit recommendation database.

<sup>1</sup> Only financial audit recommendations related to internal controls are classified by deficiency level.

# Department of Public Health and Environment



From July 1, 2016 through June 30, 2021, the Department of Public Health and Environment (Department) agreed to implement 37 audit recommendations—11 were from financial audits and 26 were from performance or information technology (IT) performance audits. As of June 30, 2022, the OSA’s follow-up audit process and review of status updates from the Department have determined that a total of 3 of the 37 recommendations are not fully implemented.

In our 2021 *Annual Report: Status of Audit Recommendations Not Fully Implemented*, the Department had 5 out of 35 audit recommendations that were not fully implemented.

Exhibit 16 summarizes the 3 audit recommendations that are not fully implemented as of June 30, 2022. None of these recommendations are considered high priority.

**Exhibit 16**  
**Department of Public Health and Environment**  
**Audit Recommendations Not Fully Implemented as of June 30, 2022**

Audit	Rec. No.	First FY Rec. Made	Topic Area	Implementation Status	Original Implementation Date	Current Implementation Date	Delay in Months	Deficiency Level, if Applicable <sup>1</sup>
Cash Funds Uncommitted Reserves, Fiscal Year Ended June 30, 2021, Performance Audit	2A	2021	Hazardous Substances Response Fund	Not Implemented	6/30/2022	7/31/2023	13	-
	2C	2021	Vital Records Fund	Not Implemented	6/30/2022	7/31/2023	13	-
	2E	2020	Medical Marijuana Cash Fund	Not Implemented	6/30/2021	7/31/2023	25	-

Source: Office of the State Auditor’s audit recommendation database.

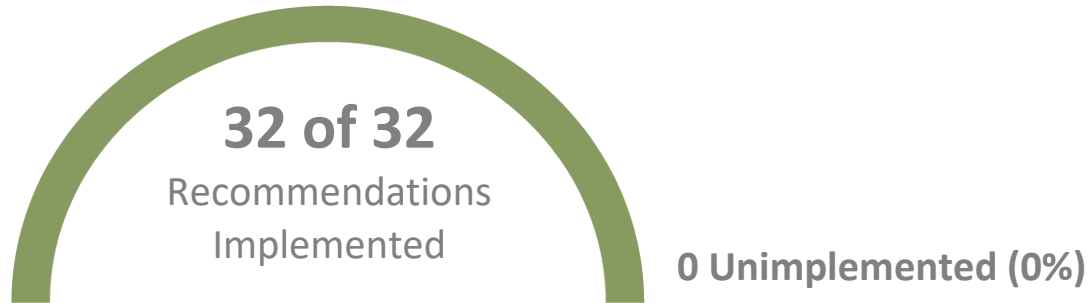
<sup>1</sup> Only financial audit recommendations related to internal controls are classified by deficiency level.





# Department of Public Safety

---

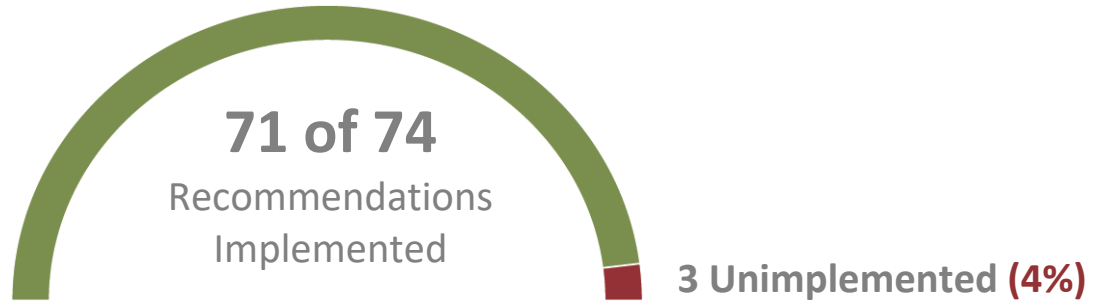


From July 1, 2016 through June 30, 2021, the Department of Public Safety (Department) agreed to implement 32 audit recommendations—2 were from financial audits and 30 were from performance audits. As of June 30, 2022, the OSA’s follow-up audit process and review of status updates from the Department have determined that none of the recommendations are unimplemented.

In our 2021 *Annual Report: Status of Audit Recommendations Not Fully Implemented*, the Department had 1 out of 19 audit recommendations that were not fully implemented.



# Department of Regulatory Agencies



From July 1, 2016 through June 30, 2021, the Department of Regulatory Agencies (Department) agreed or partially agreed to implement 74 audit recommendations—1 was from a financial audit and 73 were from performance audits. As of June 30, 2022, the OSA’s follow-up audit process and review of status updates from the Department has determined that a total of 3 of the 74 recommendations are not fully implemented.

In our 2021 *Annual Report: Status of Audit Recommendations Not Fully Implemented*, the Department had 5 out of 58 audit recommendations that were not fully implemented

Exhibit 17 summarizes the 3 audit recommendations that are not fully implemented as of June 30, 2022. None of these recommendations are considered high priority.

**Exhibit 17**  
**Department of Regulatory Agencies**  
**Audit Recommendations Not Fully Implemented as of June 30, 2022**

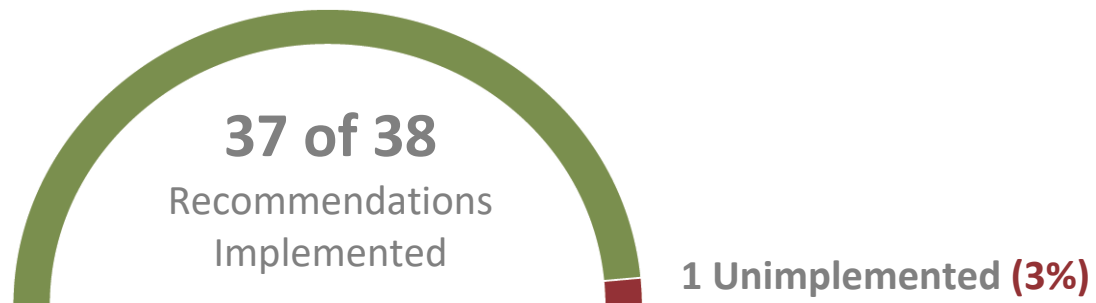
Audit	Rec. No.	First FY Rec. Made	Topic Area	Implementation Status	Original Implementation Date	Current Implementation Date	Delay in Months	Deficiency Level, if Applicable <sup>1</sup>
Cash Funds Uncommitted Reserves, Fiscal Year Ended June 30, 2021, Performance Audit	4E	2019	Division of Securities Cash Fund	Partially Implemented	6/30/2020	6/30/2023	36	-

Audit	Rec. No.	First FY Rec. Made	Topic Area	Implementation Status	Original Implementation Date	Current Implementation Date	Delay in Months	Deficiency Level, if Applicable <sup>1</sup>
Colorado Prescription Drug Monitoring Program, Performance Audit, March 2021	2A	2021	Prescription Drug Monitoring Program Compliance	Partially Implemented	7/31/2023	7/31/2023	0	-
	2B	2021	Prescription Drug Monitoring Program Compliance	Partially Implemented	7/31/2023	7/31/2023	0	-

Source: Office of the State Auditor's audit recommendation database.

<sup>1</sup> Only financial audit recommendations related to internal controls are classified by deficiency level.

# Department of Revenue



From July 1, 2016 through June 30, 2021, the Department of Revenue (Department) agreed to implement 38 audit recommendations—15 were from financial audits and 23 were from performance audits. As of June 30, 2022, the OSA’s follow-up audit process and review of status updates from the Department have determined that a total of 1 of the 38 recommendations is not fully implemented.

In our 2021 *Annual Report: Status of Audit Recommendations Not Fully Implemented*, the Department had no unimplemented audit recommendations.

Exhibit 18 summarizes the 1 audit recommendation that is not fully implemented as of June 30, 2022. This recommendation is not considered high priority.

**Exhibit 18**  
**Department of Revenue**  
**Audit Recommendation Not Fully Implemented as of June 30, 2022**

Audit	Rec. No.	First FY Rec. Made	Topic Area	Implementation Status	Original Implementation Date	Current Implementation Date	Delay in Months	Deficiency Level, if Applicable <sup>1</sup>
Cash Funds Uncommitted Reserves, Fiscal Year Ended June 30, 2021, Performance Audit	5B	2021	Auto Dealers License Fund	Partially Implemented	6/30/2023	6/30/2023	0	-

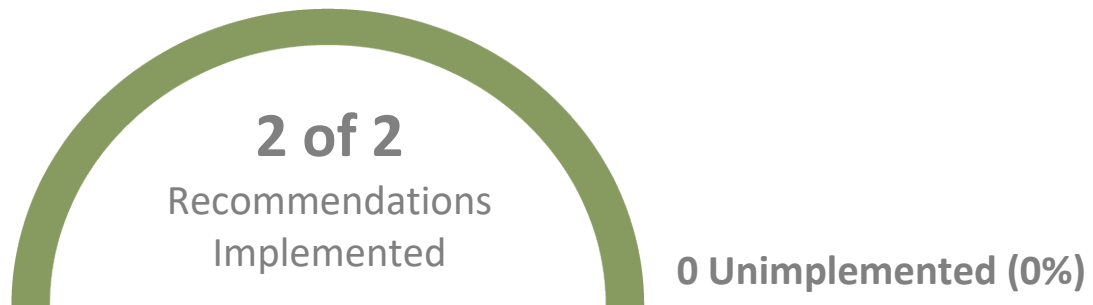
Source: Office of the State Auditor’s audit recommendation database.

<sup>1</sup> Only financial audit recommendations related to internal controls are classified by deficiency level.



# Department of State (Secretary of State)

---



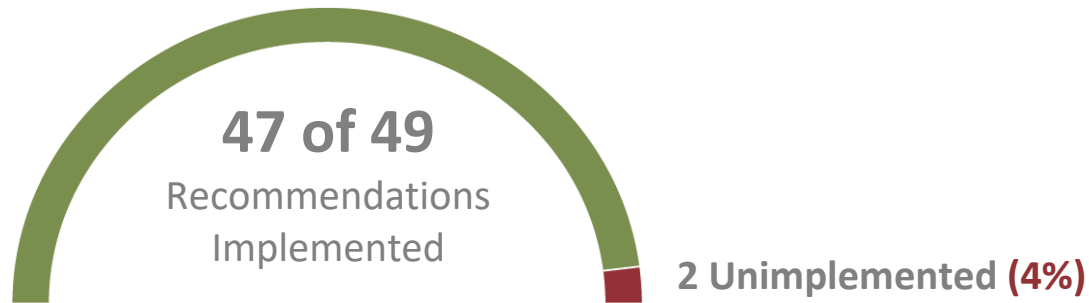
From July 1, 2016 through June 30, 2021, the Department of State (Department) agreed to implement 2 performance audit recommendations. As of June 30, 2022, the OSA's review of status updates from the Department have determined that none of the recommendations are unimplemented.

In our 2021 *Annual Report: Status of Audit Recommendations Not Fully Implemented*, the Department also had no unimplemented audit recommendations.





# Department of Transportation



From July 1, 2016 through June 30, 2021, the Department of Transportation (Department) agreed or partially agreed to implement 49 audit recommendations—22 were from financial audits and 27 were from performance or information technology (IT) performance audits. As of June 30, 2022, the OSA’s follow-up audit process and review of status updates from the Department have determined that 2 of the 49 recommendations are not fully implemented.

In our 2021 *Annual Report: Status of Audit Recommendations Not Fully Implemented*, the Department had 1 out of 49 audit recommendations that was not fully implemented.

Exhibit 19 summarizes the 2 audit recommendations that are not fully implemented as of June 30, 2022. These recommendations are not considered high priority.

**Exhibit 19**  
**Department of Transportation**  
**Audit Recommendations Not Fully Implemented as of June 30, 2022**

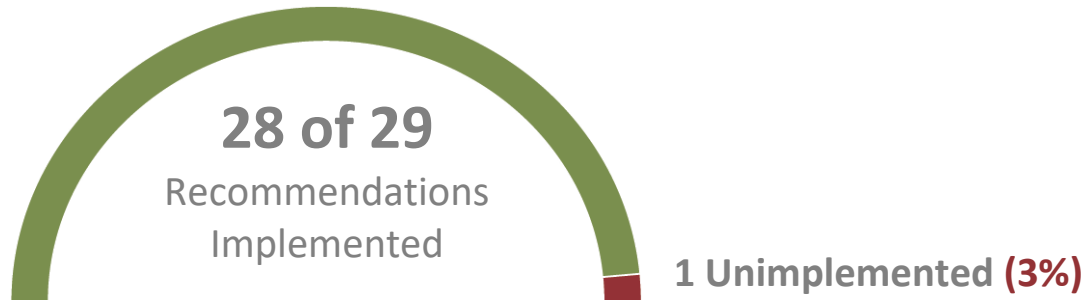
Audit	Rec. No.	First FY Rec. Made	Topic Area	Implementation Status	Original Implementation Date	Current Implementation Date	Delay in Months	Deficiency Level, if Applicable <sup>1</sup>
Statewide Single Financial Audit, Fiscal Year Ended June 30, 2021	2021-068A	2020	Program Monitoring	Partially Implemented	7/31/2022	7/31/2022	0	Significant Deficiency
	2021-068B	2020	Program Monitoring	Partially Implemented	7/31/2022	7/31/2022	0	Significant Deficiency

Source: Office of the State Auditor’s audit recommendation database.

<sup>1</sup> Only financial audit recommendations related to internal controls are classified by deficiency level.



# Department of Treasury



From July 1, 2016 through June 30, 2021, the Department of Treasury (Department) agreed to implement 29 audit recommendations—8 were from financial audits and 21 were from performance audits. As of June 30, 2022, the OSA’s follow-up audit process and review of status updates from the Department have determined that 1 of the 29 recommendations is not fully implemented.

In our 2021 *Annual Report: Status of Audit Recommendations Not Fully Implemented*, the Department had 2 out of 29 audit recommendations that were not fully implemented.

Exhibit 20 summarizes the 1 audit recommendation that is not fully implemented as of June 30, 2022. This recommendation is considered high priority and highlighted in orange.

**Exhibit 20**  
**Department of Treasury**  
**Audit Recommendation Not Fully Implemented as of June 30, 2022**

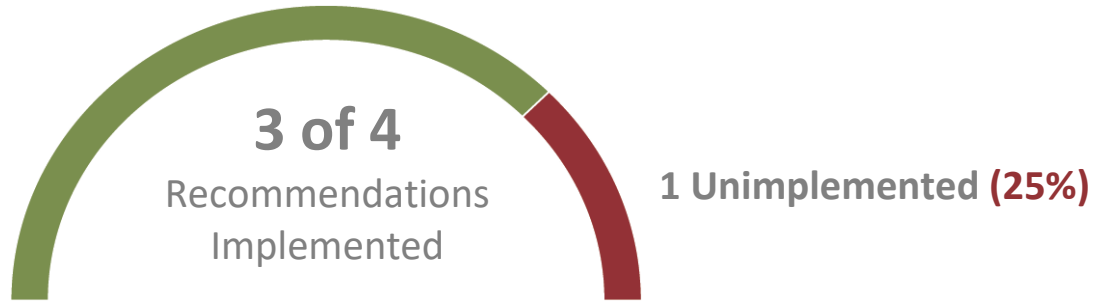
Audit	Rec. No.	First FY Rec. Made	Topic Area	Implementation Status	Original Implementation Date	Current Implementation Date	Delay in Months	Deficiency Level, if Applicable <sup>1</sup>
Statewide Single Financial Audit, Fiscal Year Ended June 30, 2021	2021-069A	2018	Program Monitoring & Reporting	Partially Implemented	11/30/2019	6/30/2023	43	Material Weakness

Source: Office of the State Auditor’s audit recommendation database.

<sup>1</sup> Only financial audit recommendations related to internal controls are classified by deficiency level.



# Colorado New Energy Improvement District



From July 1, 2016 through June 30, 2021, the Colorado New Energy Improvement District (CNEID) agreed to implement 4 performance audit recommendations. As of June 30, 2022, the OSA’s review of status updates from CNEID has determined that 1 of the 4 recommendations is not fully implemented.

In our 2021 *Annual Report: Status of Audit Recommendations Not Fully Implemented*, CNEID also had 1 out of 4 audit recommendations that was not fully implemented.

Exhibit 21 summarizes the audit recommendation that is not fully implemented as of June 30, 2022. This recommendation is considered high priority and highlighted in orange.

**Exhibit 21**  
**Colorado New Energy Improvement District**  
**Audit Recommendation Not Fully Implemented as of June 30, 2022**

Audit	Rec. No.	First FY Rec. Made	Topic Area	Implementation Status	Original Implementation Date	Current Implementation Date	Delay in Months	Deficiency Level, if Applicable <sup>1</sup>
Colorado New Energy Improvement District, Performance Audit, May, 2019	2	2019	Program Oversight	Partially Implemented	12/31/2021	12/31/2022	12	-

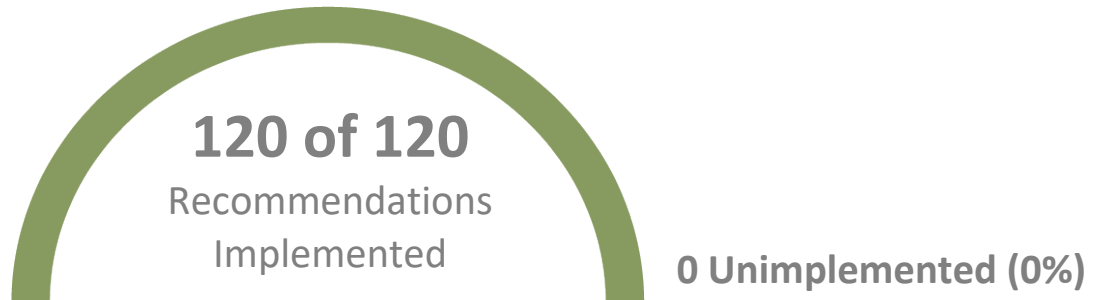
Source: Office of the State Auditor’s audit recommendation database.

<sup>1</sup>Only financial audit recommendations related to internal controls are classified by deficiency level.



# Community-Centered Boards

---



From July 1, 2016 through June 30, 2021, Colorado's 20 Community-Centered Boards (CCBs) agreed or partially agreed to implement 120 performance audit recommendations. As of June 30, 2022, the OSA's review of status updates from the CCBs has determined that none of the recommendations are unimplemented.

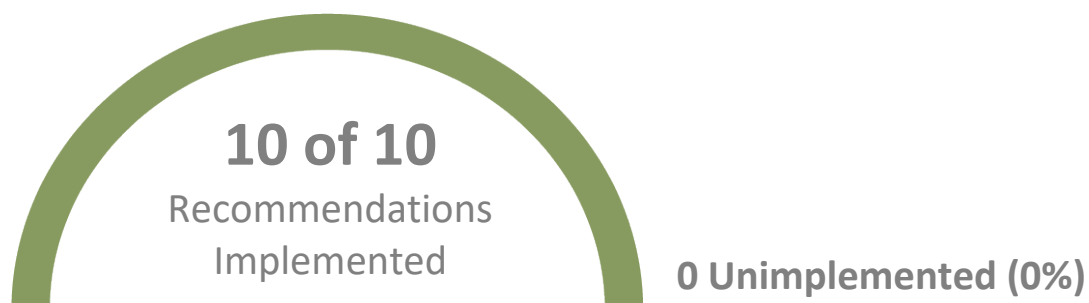
In our 2021 *Annual Report: Status of Audit Recommendations Not Fully Implemented*, the CCBs also had no unimplemented audit recommendations.





# Connect for Health

---



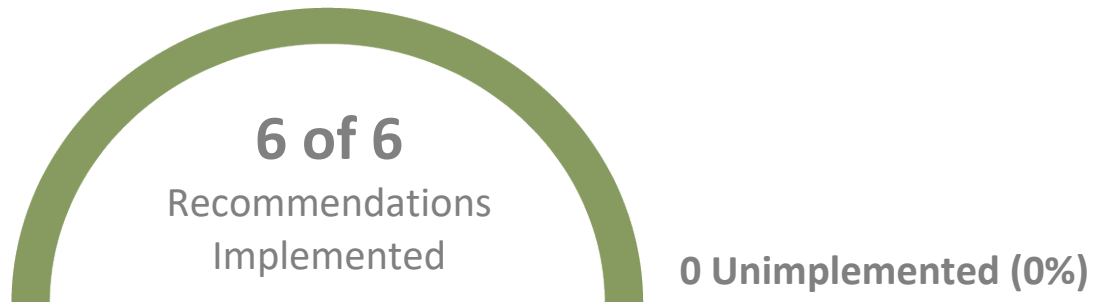
From July 1, 2016 through June 30, 2021, Connect for Health Colorado (Connect for Health) agreed to implement 10 performance audit recommendations. As of June 30, 2022, the OSA's review of status updates from Connect for Health has determined that none of the recommendations are unimplemented.

In our 2021 *Annual Report: Status of Audit Recommendations Not Fully Implemented*, Connect for Health also had no unimplemented audit recommendations.



# Gaming Cities

---



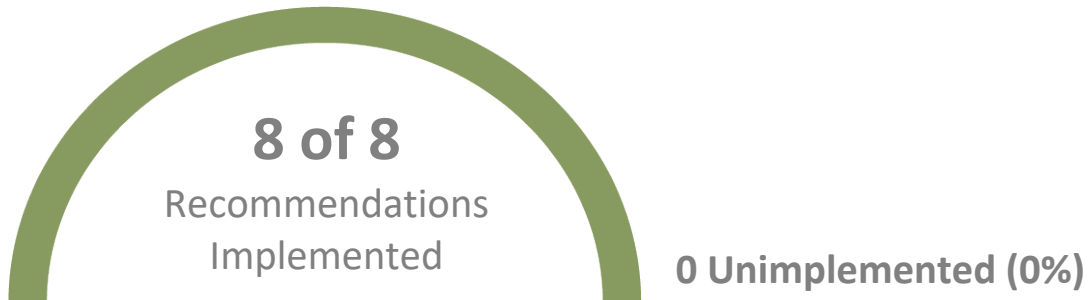
From July 1, 2016 through June 30, 2021, Colorado’s three Gaming Cities (Gaming Cities) agreed or partially agreed to implement 6 performance audit recommendations. As of June 30, 2022, the OSA’s review of status updates from the Gaming Cities has determined that none of the recommendations are unimplemented.

In our 2021 *Annual Report: Status of Audit Recommendations Not Fully Implemented*, the Gaming Cities also had no unimplemented audit recommendations.



# Great Outdoors Colorado

---



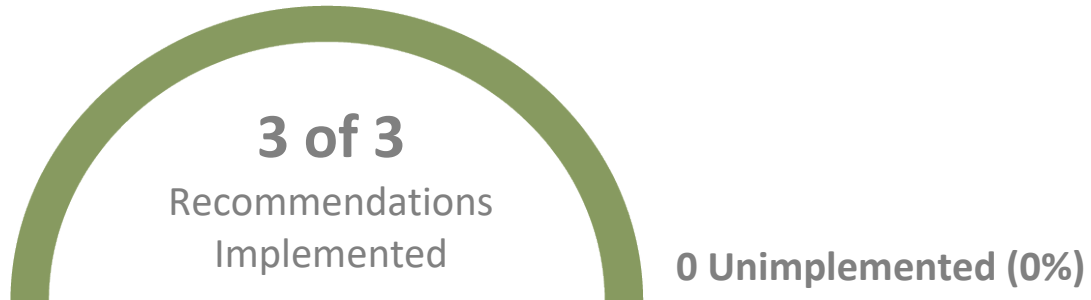
From July 1, 2016 through June 30, 2021, Great Outdoors Colorado (GOCO) agreed to implement 8 performance audit recommendations. As of June 30, 2022, the OSA's review of status updates from the GOCO has determined that none of the recommendations are unimplemented.

In our 2021 *Annual Report: Status of Audit Recommendations Not Fully Implemented*, GOCO also had no unimplemented audit recommendations.



# Pinnacol Assurance

---



From July 1, 2016 through June 30, 2021, Pinnacol Assurance (Pinnacol) agreed to implement 3 performance audit recommendations. As of June 30, 2022, the OSA's review of status updates from Pinnacol has determined that none of the recommendations are unimplemented.

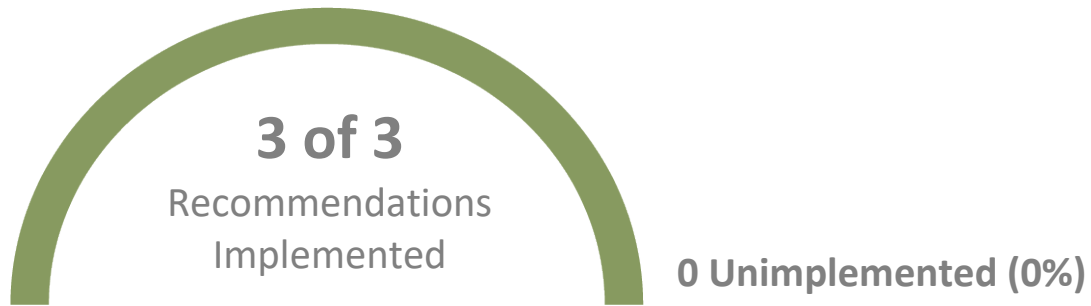
In our 2021 *Annual Report: Status of Audit Recommendations Not Fully Implemented*, Pinnacol also had no unimplemented audit recommendations.





# Public Employees' Retirement Association

---

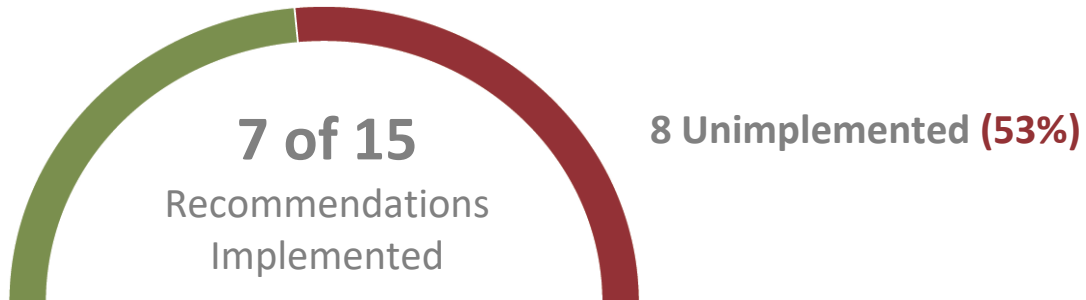


From July 1, 2016 through June 30, 2021, the Public Employees' Retirement Association (PERA) agreed to implement 3 financial audit recommendations. As of June 30, 2022, the OSA's follow-up audit process has determined that none of the recommendations are unimplemented.

In our 2021 *Annual Report: Status of Audit Recommendations Not Fully Implemented*, PERA also had no unimplemented audit recommendations.



# Regional Transportation District



From July 1, 2016 through June 30, 2021, the Regional Transportation District (RTD) agreed to implement 15 performance audit recommendations. As of June 30, 2022, the OSA’s review of status updates from RTD has determined that a total of 8 of the 15 recommendations are not fully implemented.

In our 2021 *Annual Report: Status of Audit Recommendations Not Fully Implemented*, RTD had no unimplemented audit recommendations.

Exhibit 22 summarizes the 8 audit recommendations that are not fully implemented as of June 30, 2022. None of these recommendations are considered high priority.

**Exhibit 22**  
**Regional Transportation District**  
**Audit Recommendations Not Fully Implemented as of June 30, 2022**

Audit	Rec. No.	First FY Rec. Made	Topic Area	Implementation Status	Original Implementation Date	Current Implementation Date	Delay in Months	Deficiency Level, if Applicable <sup>1</sup>
Regional Transportation District, Performance Audit, December 2020	1B	2021	Supervisory Training	Partially Implemented	12/31/2021	12/31/2022	12	-
	4A	2021	Oversight & Effectiveness of Internal Audit	Partially Implemented	12/31/2021	12/31/2022	12	-
	4B	2021	Oversight & Effectiveness of Internal Audit	Partially Implemented	12/31/2021	10/31/2022	10	-
	4C	2021	Oversight & Effectiveness of Internal Audit	Partially Implemented	12/31/2021	12/31/2022	12	-
	4D	2021	Oversight & Effectiveness of Internal Audit	Partially Implemented	12/31/2021	12/31/2022	12	-

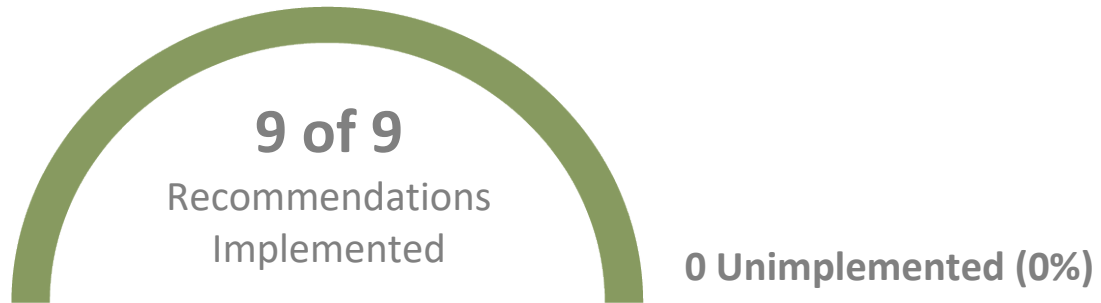
Audit	Rec. No.	First FY Rec. Made	Topic Area	Implementation Status	Original Implementation Date	Current Implementation Date	Delay in Months	Deficiency Level, if Applicable <sup>1</sup>
	4E	2021	Oversight & Effectiveness of Internal Audit	Partially Implemented	12/31/2021	12/31/2022	12	-
	4F	2021	Oversight & Effectiveness of Internal Audit	Partially Implemented	12/31/2021	12/31/2022	12	-
	4G	2021	Oversight & Effectiveness of Internal Audit	Partially Implemented	12/31/2021	12/31/2022	12	-

Source: Office of the State Auditor's audit recommendation database.

<sup>1</sup> Only financial audit recommendations related to internal controls are classified by deficiency level.

# Statewide Internet Portal Authority

---



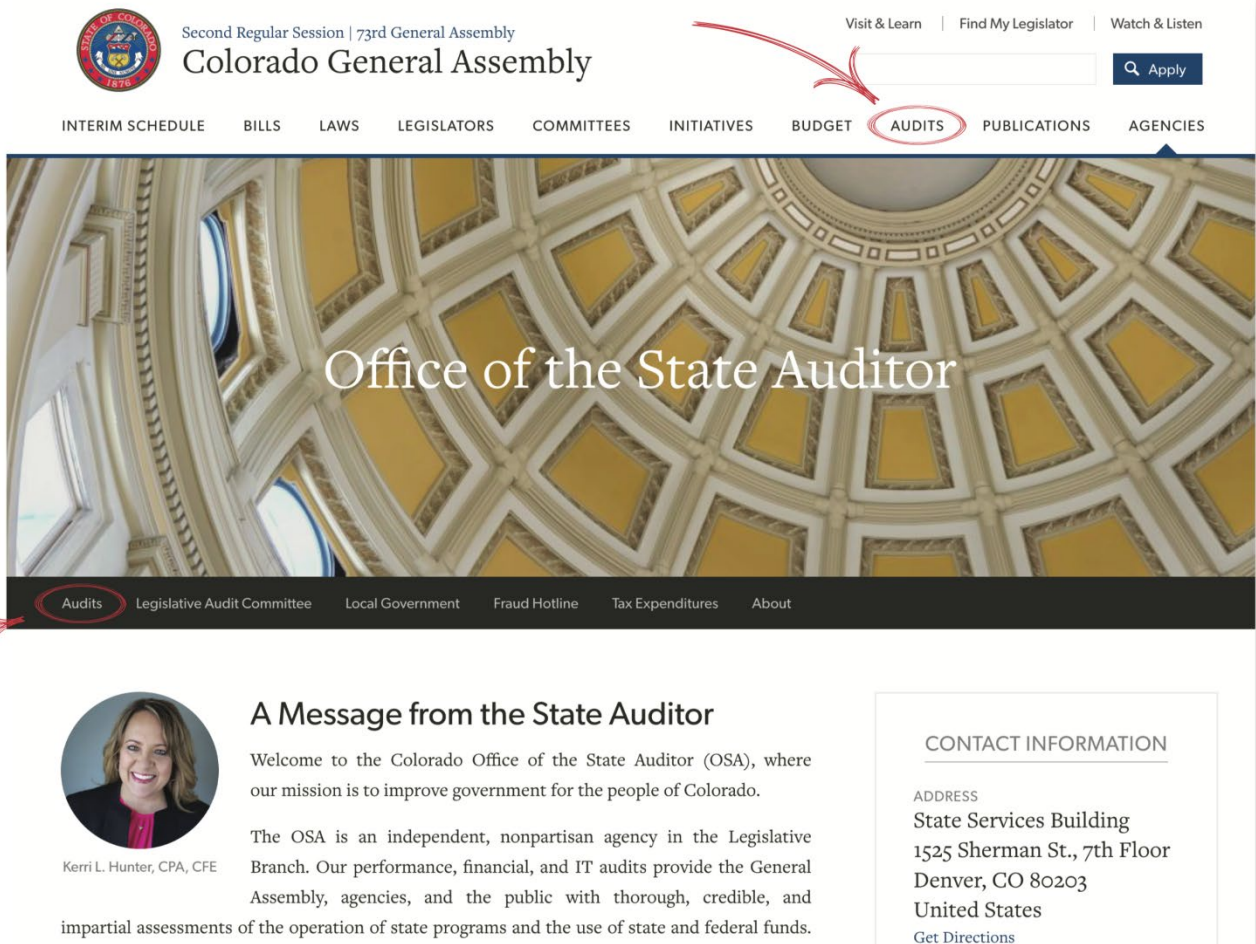
From July 1, 2016 through June 30, 2021, the Statewide Internet Portal Authority (SIPA) agreed or partially agreed to implement 9 information technology performance audit recommendations. As of June 30, 2022, the OSA's review of status updates from SIPA has determined that none of the recommendations are unimplemented.

In our 2021 *Annual Report: Status of Audit Recommendations Not Fully Implemented*, SIPA also had no unimplemented audit recommendations.



# Locate an OSA Report

All audit reports issued by the Office of the State Auditor (OSA) since 1999 are available on the OSA's web site at [www.colorado.gov/auditor](http://www.colorado.gov/auditor) under either of the **Audits** links.



The screenshot shows the Colorado General Assembly website. At the top, the Colorado State Seal is on the left, followed by the text "Second Regular Session | 73rd General Assembly" and "Colorado General Assembly". To the right are links for "Visit & Learn", "Find My Legislator", and "Watch & Listen". Below this is a search bar with an "Apply" button. A red arrow points to the "AUDITS" link in the main navigation menu, which is circled in red. The main content area features a large image of a domed ceiling with the text "Office of the State Auditor" overlaid. Below the image is a dark navigation bar with several links: "Audits", "Legislative Audit Committee", "Local Government", "Fraud Hotline", "Tax Expenditures", and "About". A red arrow points to the "Audits" link in this bar. Below the navigation bar is a section titled "A Message from the State Auditor" featuring a circular portrait of Kerri L. Hunter, CPA, CFE, and a paragraph of text. To the right of this section is a box titled "CONTACT INFORMATION" containing the address: "State Services Building, 1525 Sherman St., 7th Floor, Denver, CO 80203, United States", with a "Get Directions" link.

Second Regular Session | 73rd General Assembly  
Colorado General Assembly

Visit & Learn | Find My Legislator | Watch & Listen

INTERIM SCHEDULE | BILLS | LAWS | LEGISLATORS | COMMITTEES | INITIATIVES | BUDGET | **AUDITS** | PUBLICATIONS | AGENCIES

Office of the State Auditor

**Audits** | Legislative Audit Committee | Local Government | Fraud Hotline | Tax Expenditures | About

**A Message from the State Auditor**

Welcome to the Colorado Office of the State Auditor (OSA), where our mission is to improve government for the people of Colorado.

The OSA is an independent, nonpartisan agency in the Legislative Branch. Our performance, financial, and IT audits provide the General Assembly, agencies, and the public with thorough, credible, and impartial assessments of the operation of state programs and the use of state and federal funds.

**CONTACT INFORMATION**

ADDRESS  
State Services Building  
1525 Sherman St., 7th Floor  
Denver, CO 80203  
United States  
[Get Directions](#)

Audits can be accessed through the **Search** box or via each Department or Entity that is listed.

Second Regular Session | 73rd General Assembly  
**Colorado General Assembly**

Visit & Learn | Find My Legislator | Watch & Listen

INTERIM SCHEDULE | BILLS | LAWS | LEGISLATORS | COMMITTEES | INITIATIVES | BUDGET | AUDITS | PUBLICATIONS | AGENCIES

Search by Title, Department, or Keyword

Apply

## Audits

Audits in Progress

The Office of the State Auditor has broad authority to conduct performance, financial, and information technology audits of all state departments and agencies, public colleges and universities, most special purpose authorities, any state entity designated as an enterprise, and other political subdivisions as required by law.

### RECENTLY RELEASED AUDITS

REGULATORY AGENCIES Consideration of Best Value Employment Metrics in Electric Utility Resource Acquisitions	PUBLIC EMPLOYEES' RETIREMENT ASSOCIATION Colorado Public Employees' Retirement Association, Fiscal Year Ended December 31, 2021	PINNACOL ASSURANCE Pinnacol Assurance, Fiscal Years Ended December 31, 2021 and 2020
---	--	---

See All Audits

### AUDITS BY DEPARTMENT

A Adams State University	Agriculture	Auraria Higher Education Center
-----------------------------	-------------	---------------------------------

Hard copy reports are also available from the OSA at 1525 Sherman St., 7th Floor, Denver, Colorado 80203, and can be requested by emailing [osa.ga@state.co.us](mailto:osa.ga@state.co.us) or calling 303.869.2800.







**Office of the State Auditor  
State Services Building  
1525 Sherman Street, 7th Floor  
Denver, CO 80203**

tel.  
**303.869.2800**

email  
**[osa.ga@state.co.us](mailto:osa.ga@state.co.us)**

website  
**[www.colorado.gov/auditor](http://www.colorado.gov/auditor)**

linkedin  
**[www.linkedin.com/company/colorado-state-auditor](http://www.linkedin.com/company/colorado-state-auditor)**

twitter  
**[@CoStateAuditor](https://twitter.com/CoStateAuditor)**