

Joint House and Senate Health and Human Services Committee Colorado Department of Health Care Policy & Financing HB 14-1051 Update

Bonnie Silva, Office of Community Living Director

Joined by:

Shari Repinksi, CEO, Rocky Mountain Human Services
Randy Brodersen, CEO, North Metro Community Services

2025

Today's Presentation

Annual update on House Bill 14-1051: Developmental Disabilities Strategic Plan

- ✓ Background on Programs for People with Intellectual and Developmental Disabilities
- ✓ Waiting List Progress & Management
- ✓ New Enrollments Update
- ✓ Cost Estimate
- ✓ Outreach Improvements & Related Initiatives

Program Background

Who Receives Long-Term Services & Supports?

15%



Children & Adolescents

ages 20 & younger
& qualifying former
foster care youth

45%



Adults

ages
21-64

40%



Older Adults

ages 65
or older

Cross Disability

- Physical Disabilities - i.e., Spinal Cord Injury, Parkinson's disease
- Cognitive Disabilities - I/DD, Brain Injury, Dementia
- Mental Health

86% have a chronic condition
(compared to 28% of all Medicaid
members)

37% have 5 or more chronic
conditions

Long-Term Services & Supports Programs

Home & Community Based Services (HCBS) Waivers

50,034

State-Funded Only Programs

7,526

Facility-Based Programs

12,628

Program for All-Inclusive Care for the Elderly

5,590

Long-Term Home Health & Private Duty Nursing

5,045

Total Served in LTSS

80,823

HCBS Waiver Enrollment in Colorado

Adult Waivers	Enrollment
Brain Injury (BI)	684
Community Mental Health Supports (CMHS)	3,637
Complementary & Integrative Health (CIH)	286
*Developmental Disabilities (DD)	7,951
Elderly, Blind & Disabled (EBD)	27,404
Supported Living Services (SLS)	4,572

Children's Waivers	Enrollment
Children's Extensive Support (CES)	2,842
Children's Home & Community -Based Services (CHCBS)	2,265
Children with Life Limiting Illness (CLLI)	127
Children's Habilitation Residential Program (CHRP)	266
Total Members Served on Waivers: 50,034 (15,631 on IDD waivers)	

Waiting List Progress and Management

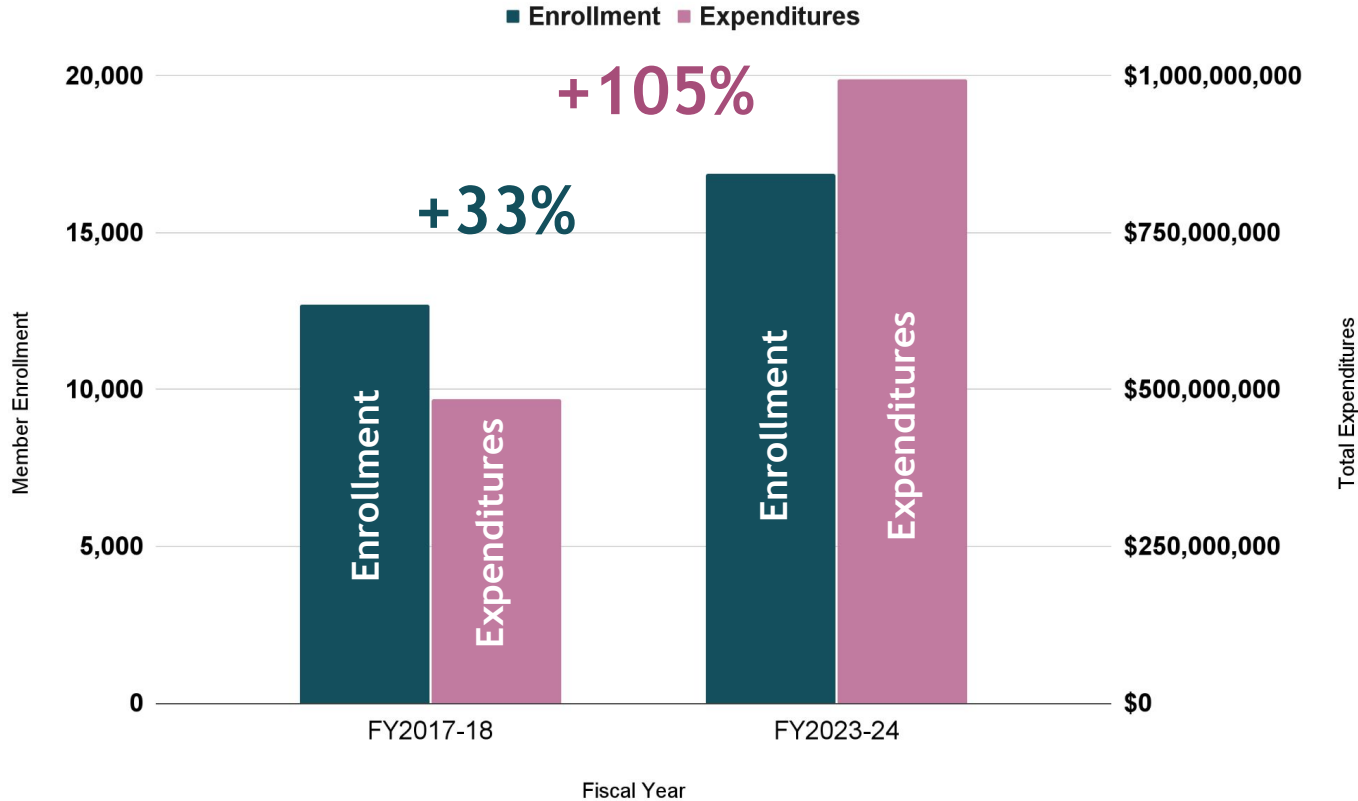
HCBS Waiver Program Growth

HCBS Waiver - Children	CLLI	CHCBS	CHRP	CES
Current Enrollment	127	2,265	266	2,842
Waiver Cost per member/year	\$4,000	\$88,000	\$71,000	\$31,000
Enrollment Growth FY18-24	-22%	+47%	+808%	+72%

Merging July 1, 2025

HCBS Waiver - Adults	CHI	DD	BI	EBD	SLS	CMHS
Current Enrollment	286	7,951	684	27,404	4,572	3,637
Waiver Cost per member/year	\$69,000	\$97,000	\$75,000	\$37,000	\$22,000	\$16,000
Enrollment Growth FY18-24	+153%	+53%	+49%	+17%	-7%	+6%

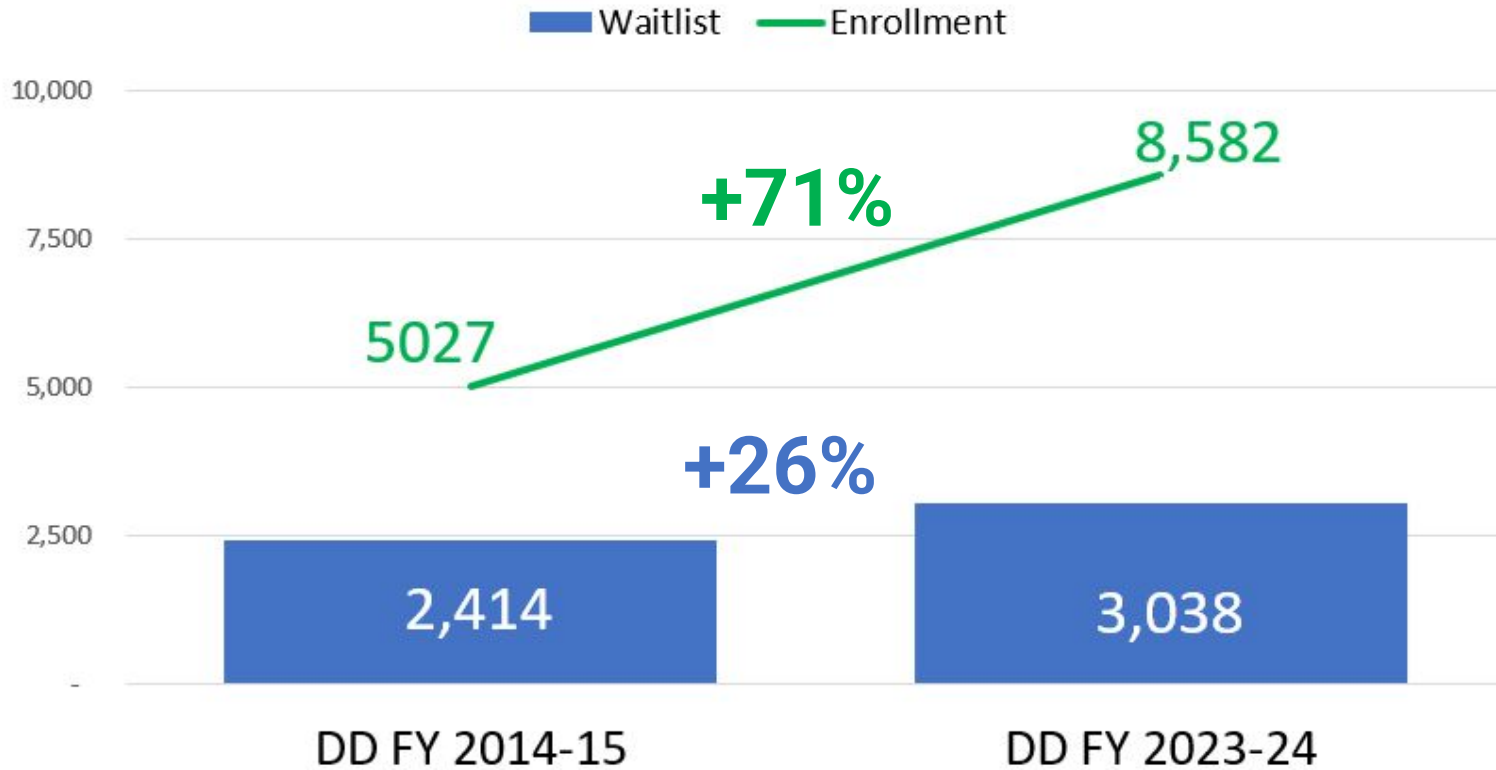
Investments into IDD Services



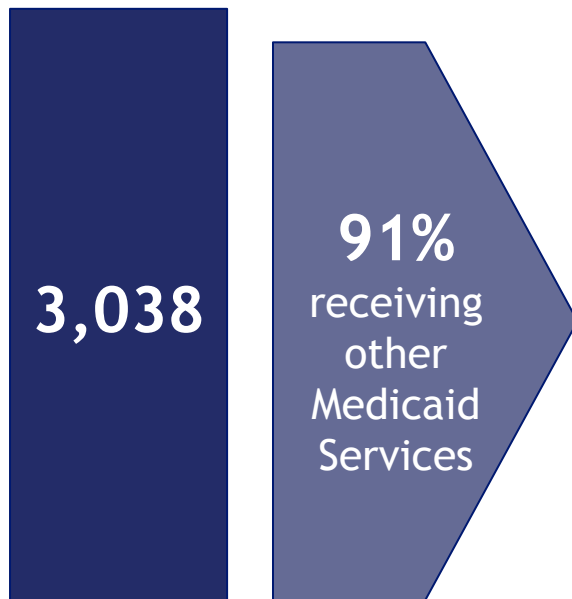
FY2023-4
19,840 Members
Served Across
all Waivers

Waiting List Progress

DD Enrollments and Waitlist



Meeting The Needs of Members



**“As Soon As Available” DD
Waiting List**

**Declinations are
not Uncommon**

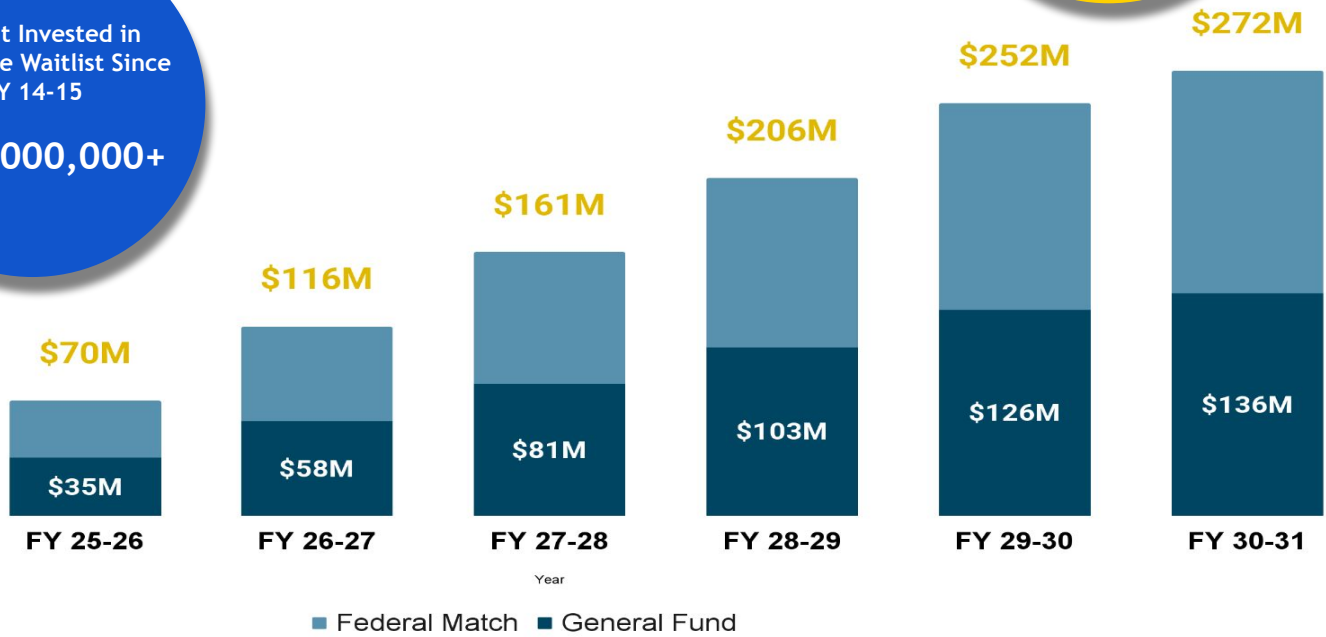


**Primary Declination
Reason:** Individuals
reporting they are happy
with their current services

Estimated Cost to End the DD Waiver Waiting List

Total cost to end the waitlist by 2031 & ongoing
\$272,000,000

Amount Invested in Ending the Waitlist Since FY 14-15
\$287,000,000+



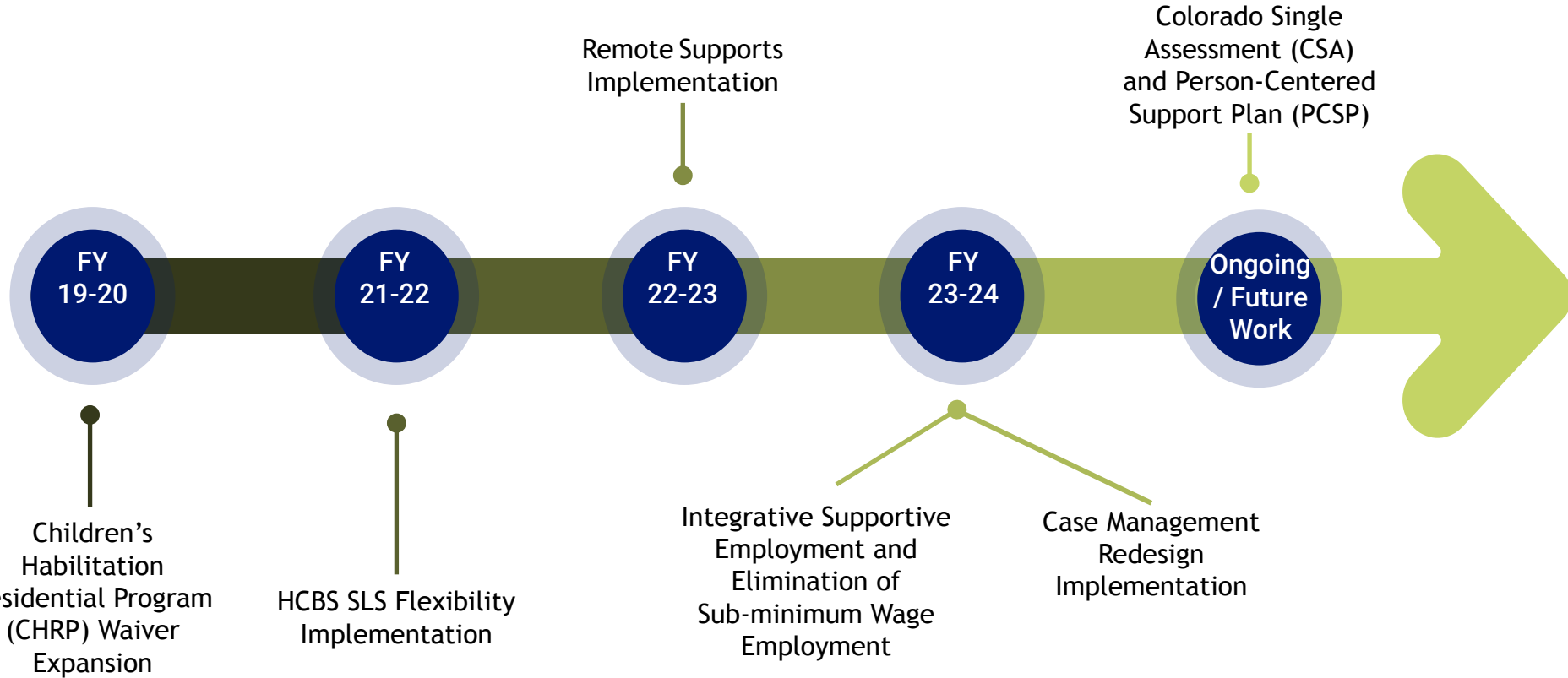
Improvements to Member Outreach: General

Members and stakeholders have expressed how challenging it is to understand and navigate LTSS programs

- Conducted learning exchanges with 66 community-driven organizations to increase knowledge and capacity to navigate and enroll in HCBS in underserved communities
- Worked with members and advocates on a comprehensive new HCBS Enrollment Guide in English and Spanish
- Developed 14 new brochures/posters that explain various HCBS and LTSS programs, as well as charts comparing all HCBS waivers
- Translated 63 documents and forms in up to six languages
- Created a new hcpf.colorado.gov/learn-about-ltss webpage with these resources and links, and more

Appendix

Related Initiatives



Thank You!