



COLORADO EQUITABLE ECONOMIC MOBILITY INITIATIVE

**TASK FORCE ON ECONOMIC
AND RECOVERY PREPARATION**

OCTOBER 18, 2021

CONTACT:

ROGER LOW, CEO & FOUNDER

ROGER@CEEMI.ORG, (303) 733-1111

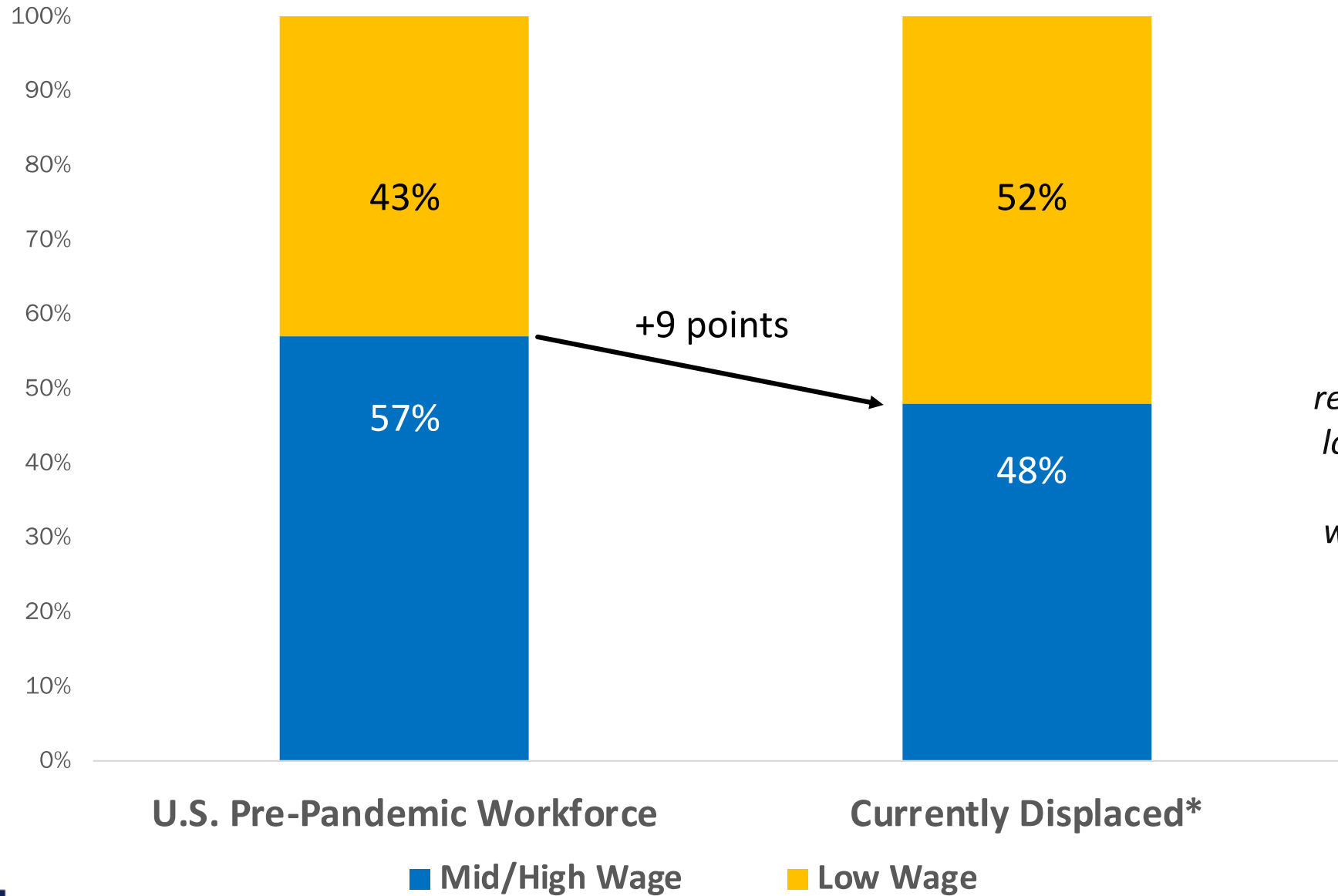
THE COLORADO EQUITABLE ECONOMIC MOBILITY INITIATIVE (CEEMI)

CEEMI is a 501c3 public, private, and philanthropic partnership to scale effective, rigorously evaluated postsecondary and workforce development programs, unlock opportunity for Coloradans in or near poverty.

We focus on:

- **Effective, intensive programs:** Scaling evidence-based workforce development programs for learners to unlock opportunity.
- **Equity:** Focus especially on systemic barriers to access and opportunity, including learners of color, learners in poverty, and learners with barriers to employment.

LOW WAGE WORKERS DISPROPORTIONATELY AFFECTED BY PAND



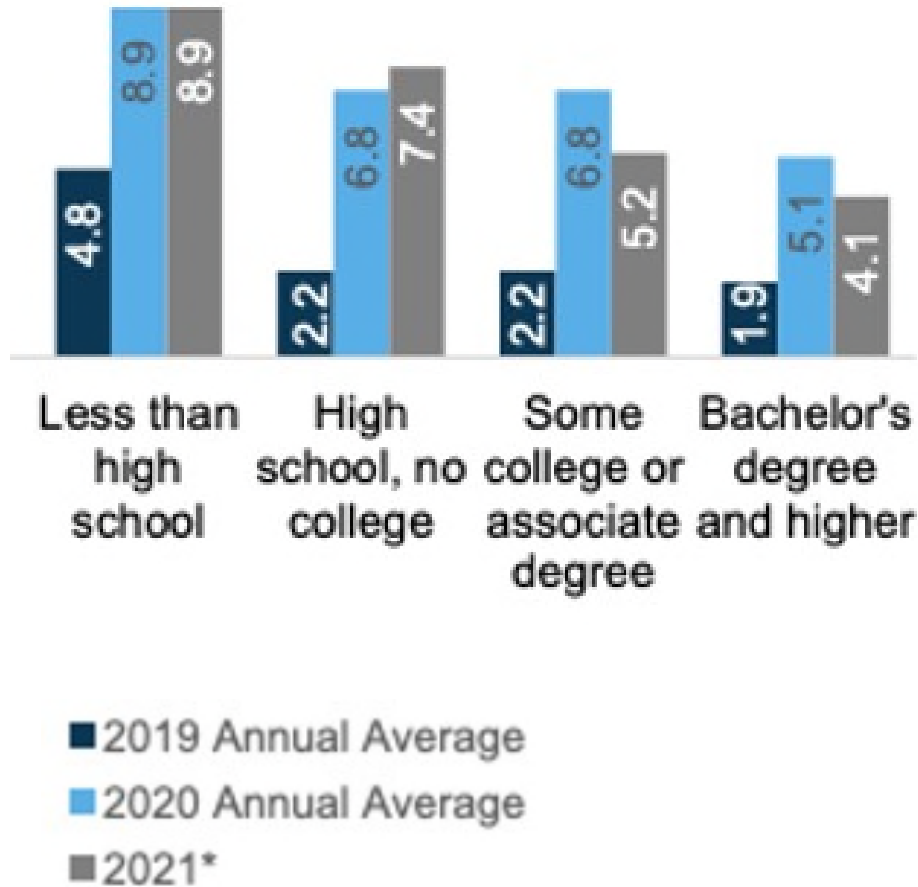
* "D
refers to
lost their
the pan
whose j
yet re

Source
Institut

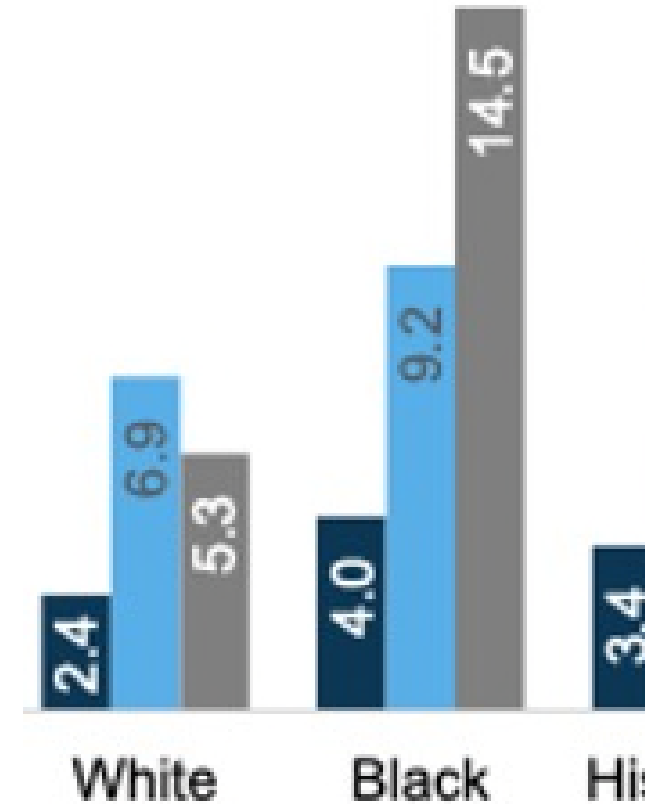
■ Mid/High Wage

■ Low Wage

COLORADO UNEMPLOYMENT RATES BY KEY DEMOGRAPHICS



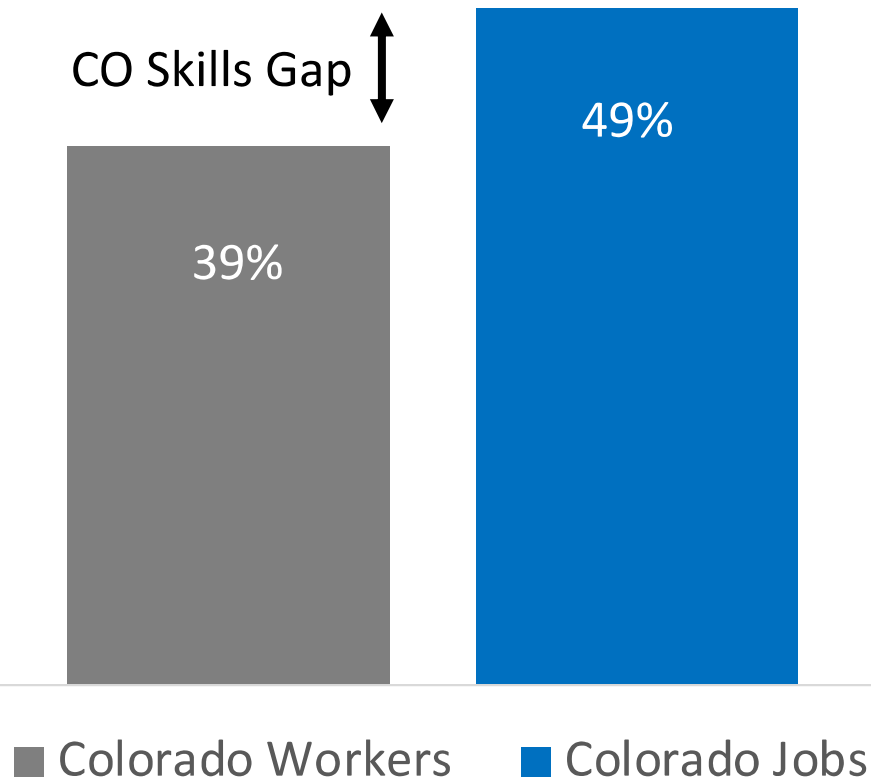
* 2021 twelve-month average, September 2020 to August 2021.



Source of data and charts: Colorado Legislative Economic & Revenue Forecast, September 2021

MIDDLE SKILLS GAP BETWEEN COLORADO WORKERS AND JOBS

49% of CO jobs require more than a high school equivalency, less than a 4 year degree
But just 39% of CO workers are at this “middle skills” training level



*Example: Colorado's IT Sector has 100,000 unfilled cybersecurity and coding jobs with an average salary **over** \$100K.*

Colorado IT sector: 77% White, 3%

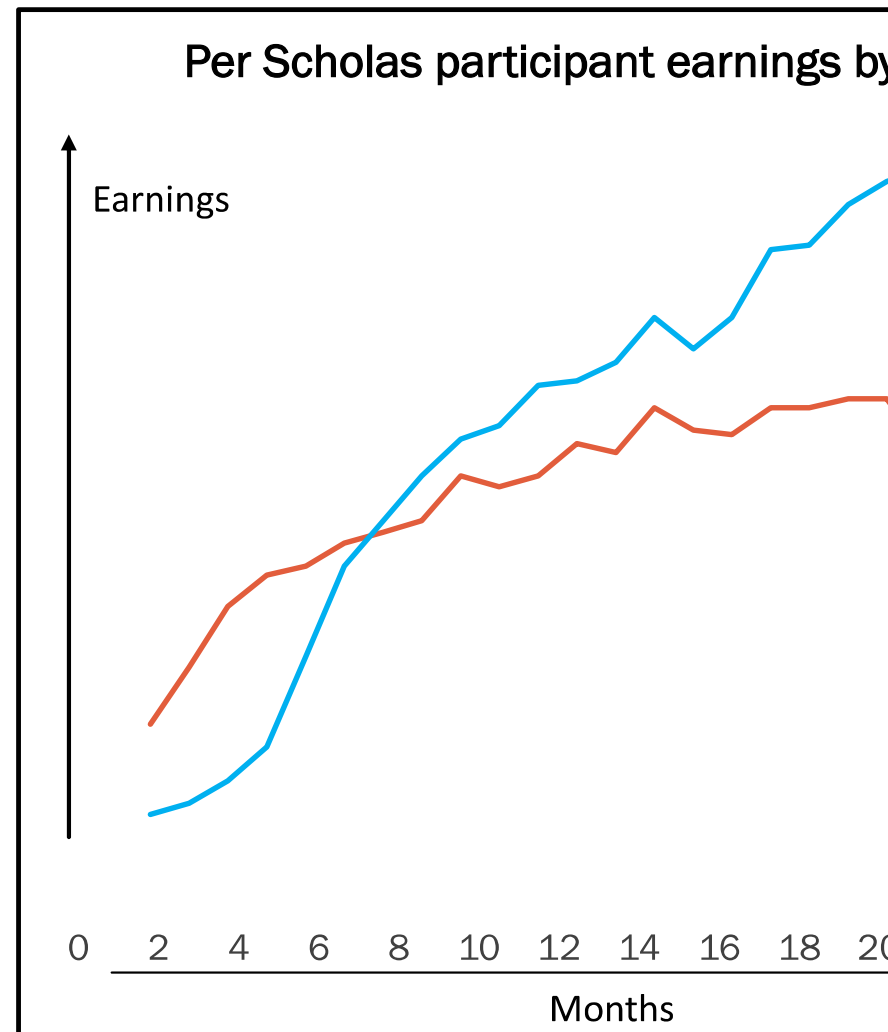
Meanwhile, at the start of pandemic, 300,000 Coloradans of working below poverty, more than 2X as many as Coloradans of color.

How do we unlock opportunity

Sources: National Skills Coalition, 2020, DePaul University, 2021, Colorado Center on Law and Poverty

EXAMPLE: PER SCHOLAS WORKFORCE PROGRAM (ACTIVATE IT IN CO

- Intensive, **tuition-free IT bootcamp**, 15 to 18 weeks, with **additional supports** (resumes, job placement).
- Over **85% served in poverty**, over **85% learners of color**.
- **Two rigorous evaluations found it increases annual earnings 20% to 30%**, for at least two years after random assignment (this understates impact – post-training earnings for graduates are 4X pre-training earning).
- **Activate IT delivers Per Scholas in Denver (one of 17 cities)**



Sources : Arnold Ventures/EvidenceBasedPrograms.
& PPV randomized evaluation & Impact Study 2010

THE CHALLENGE, THE MOMENT, THE OPPORTUNITY

- Others in the same evidence tier (Project Quest, Year Up, several others)
- **None of these programs are funded at scale by the public sector, anywhere.**
- Other local Colorado models have deeply promising emerging evidence ready to have their impact more rigorously measured, and scale.
- We have the raw ingredients to systematically increase equity and economic mobility, but **our workforce ecosystem hasn't fully connected these pieces.**
- In deploying remaining ARPA funds next session, **the legislature has an opportunity to fundamentally change this in Colorado.**
- This could include a rigorous evidence standard for some remaining ARPA funds.



EXTRA SLIDES

NOTABLE ALLOWABLE USES OF ARPA FUNDS

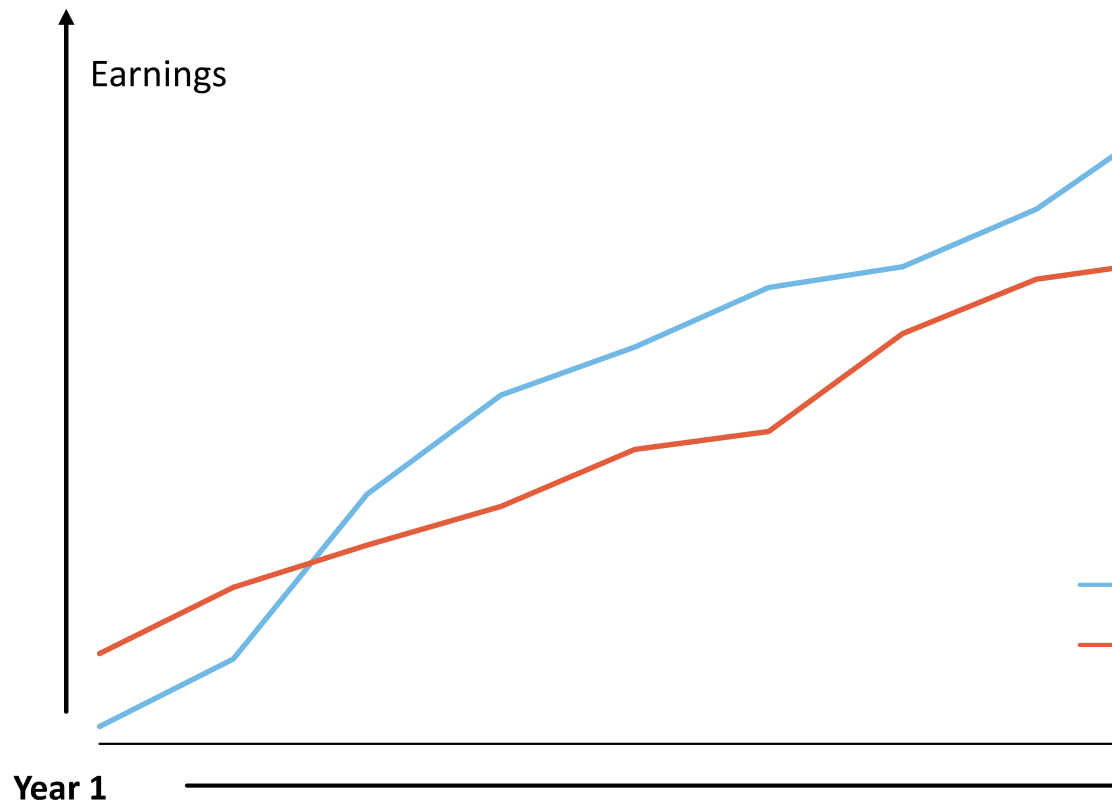
(U.S. TREASURY INTERIM FINAL RULE)

- **“Assistance to households or populations facing negative economic impacts due to COVID-19 is also an eligible use.” This can include “job training to address negative economic or public health impacts experienced due to a worker’s occupation or level of training.”**
- **State, local, and Tribal governments may also use ARPA funds to “engage in planning and analysis in order to improve program effectiveness, including through use of “targeted consumer outreach, improvements to data or technology infrastructure, impact evaluations, and data analysis.”**

EXAMPLE: PROJECT QUEST

- Comprehensive support & resources for low-income individuals (high focus in TX on Latina learners in health care sector) in occupational training programs at local community colleges; certifications in high-growth sectors.
- A randomized evaluation over 11 years, **found aggregated impacts of over \$30K higher for Quest learners**, compared to control.

Quest learner average annual earnings over 11 years (vs. a control group)



Source : Economic Mobility Corporation randomized evaluation, 2021