

School-Based Health Center (SBHC) Grant Program

February 28, 2023



COLORADO
Department of Public
Health & Environment

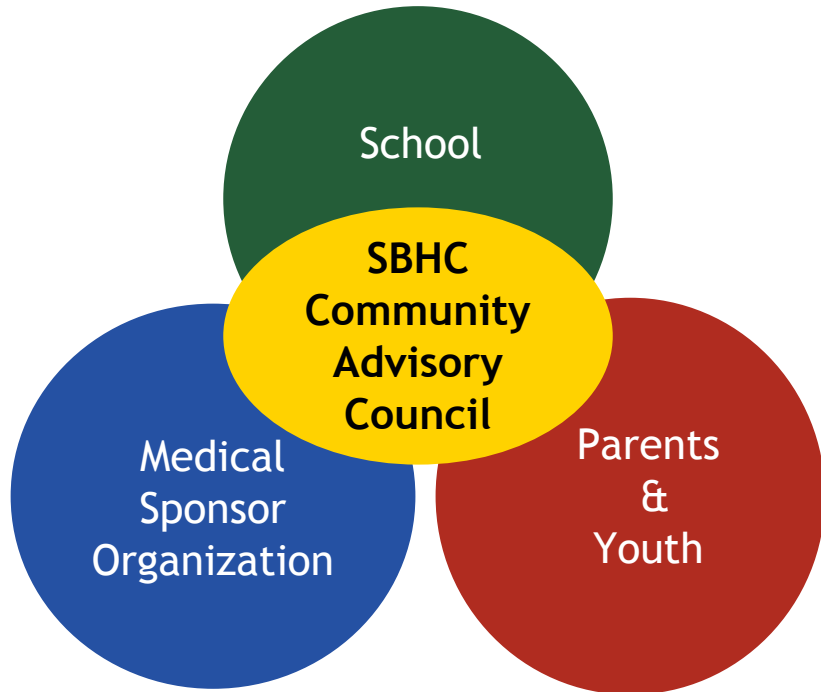
What is a SBHC?



Clinics located in schools or on school property that offer primary, behavioral, and oral health care to children, youth and young adults.



SBHC Structure



- SBHCs are created and operated as a partnership between the school, medical sponsor, and community.
- SBHCs maintain Community Advisory Committees to guide activities with stakeholder input.

SBHC Impacts

Improved
educational
outcomes

Advance
health
equity

Improved
health
outcomes

Reduced
emergency
dept
overuse

Reduced
hospital
admissions



“ Having a program like the SBHC counseling at school really helped me take control of my own mental health. ”

— SBHC patient



CDPHE SBHC Program History

1987



SBHC Program begins with Maternal and Child Health federal funding

1994



SBHC Program part of the Robert Wood Johnson Foundation's Making the Grade national program

2001



2006



SBHC Program established in state statute. Colorado General Assembly determines annual funding



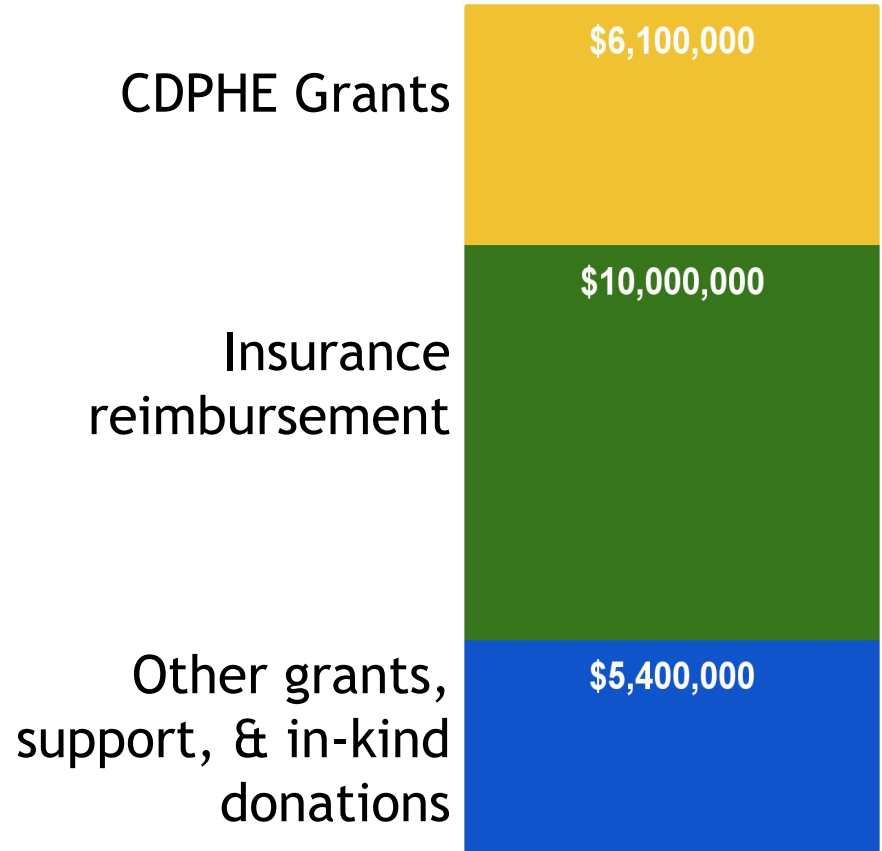
THE CDPHE SBHC GRANT PROGRAM

Funding supports:

- Planning grants to establish new SBHCs.
- Grants to operating SBHCs to sustain & expand services.



**2021-22
SBHC TOTAL
COSTS
~ \$21 million
for 53 sites**



Grant Activities

Ensure
community
input in the
SBHC

Adhere to
SBHC quality
standards

Collect &
evaluate
data

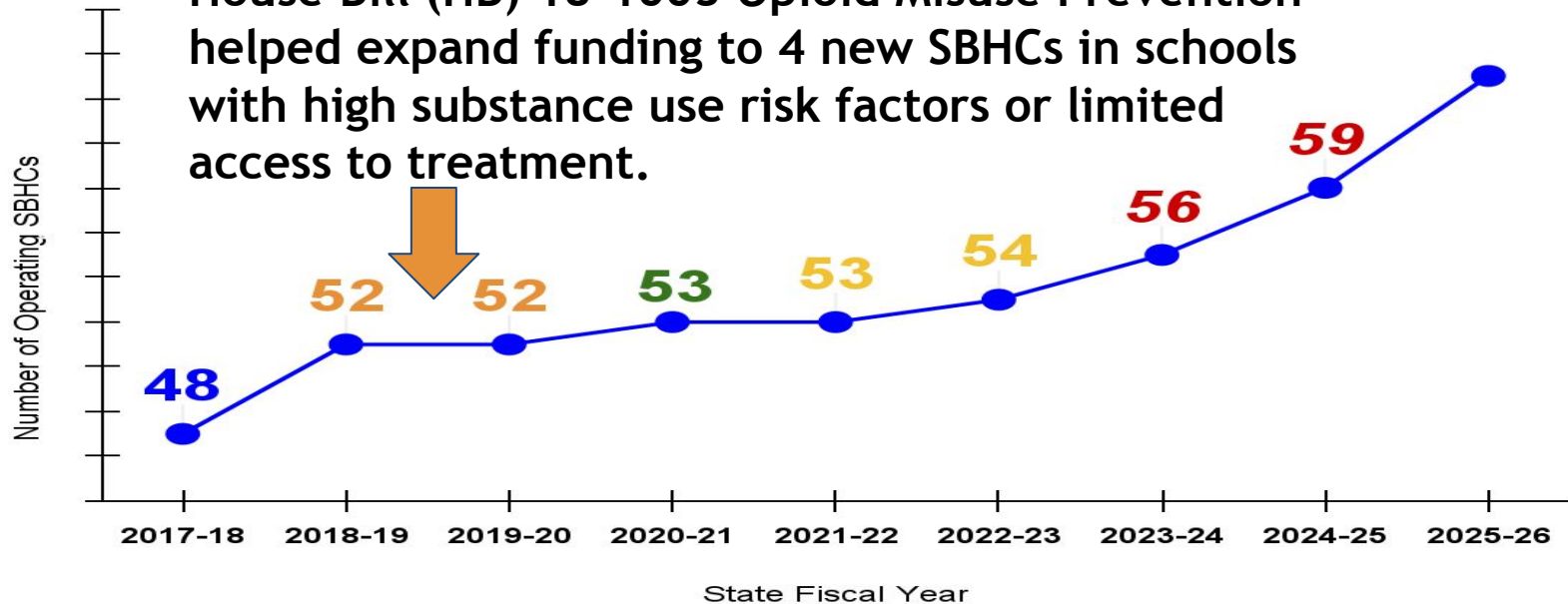
Provide
a core
menu of
services

Conduct
quality
improvement
activities

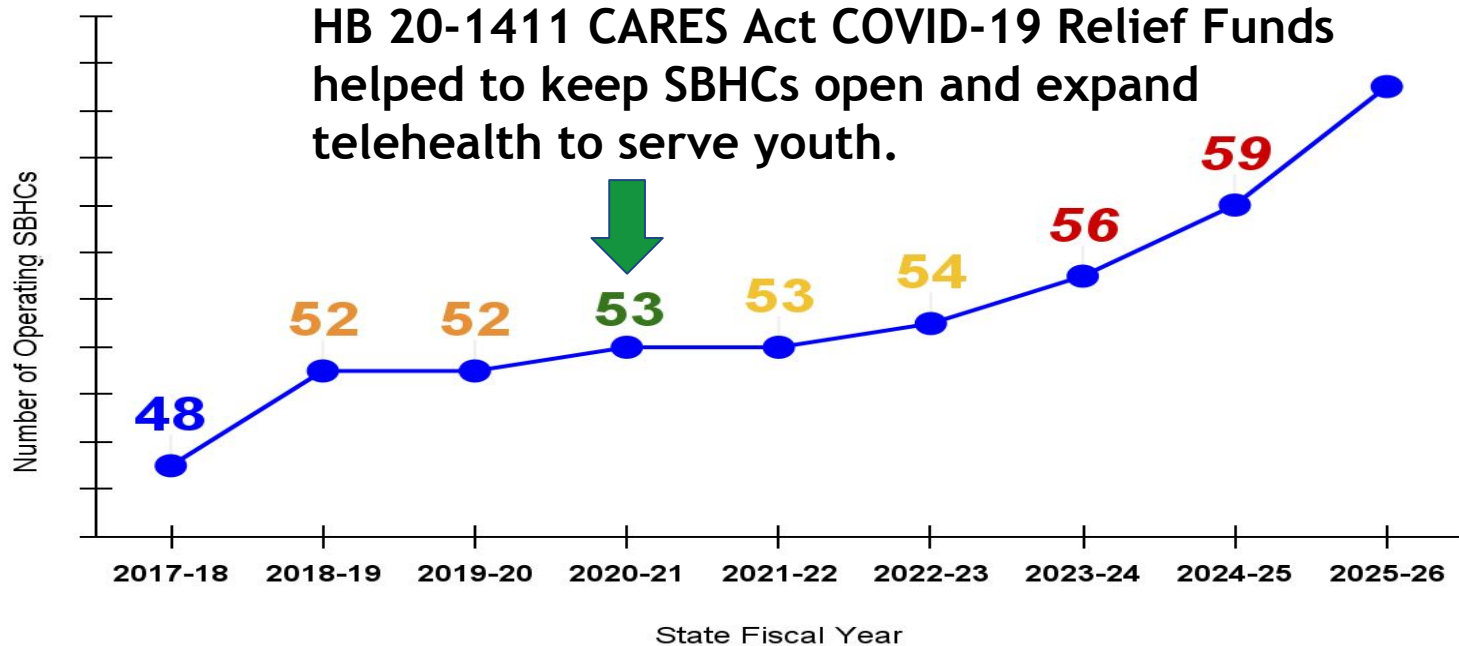


SBHC Legislative Support

House Bill (HB) 18-1003 Opioid Misuse Prevention helped expand funding to 4 new SBHCs in schools with high substance use risk factors or limited access to treatment.



SBHC Legislative Support

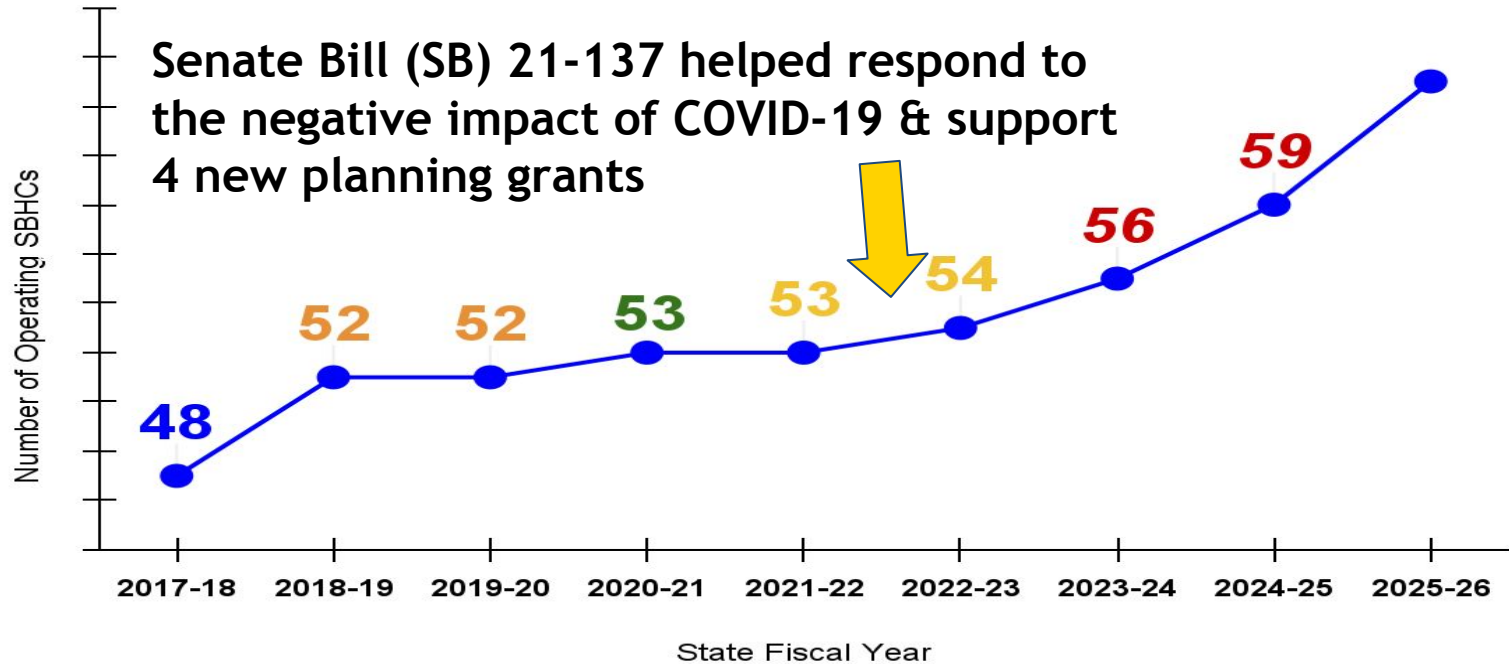


“Since having the telehealth program at school it has become way more accessible and way more simple to get help when I need it, and for that I am forever grateful.”

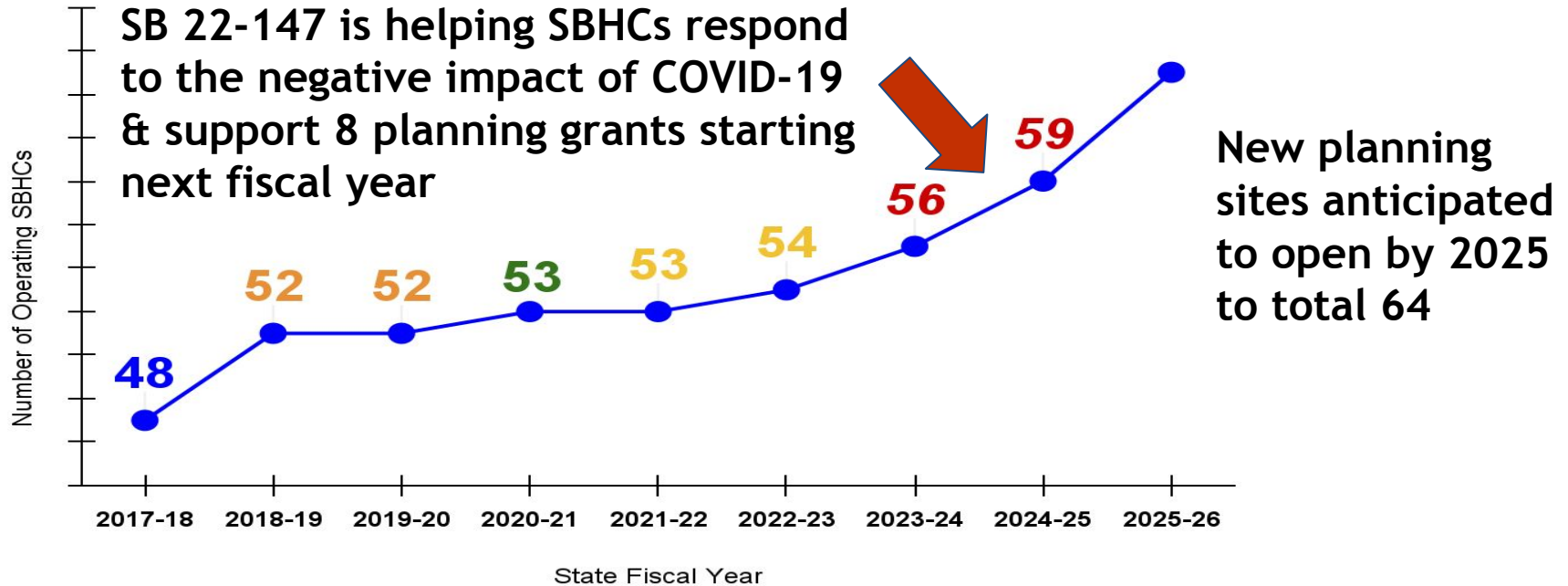
— Student SBHC patient



SBHC Legislative Support



SBHC Legislative Support



Current Grantee Locations

Operating SBHCs

54

33% Rural
67% Urban

Planning SBHCs

4

75% Rural
25% Urban



2021-22 Data & Evaluation

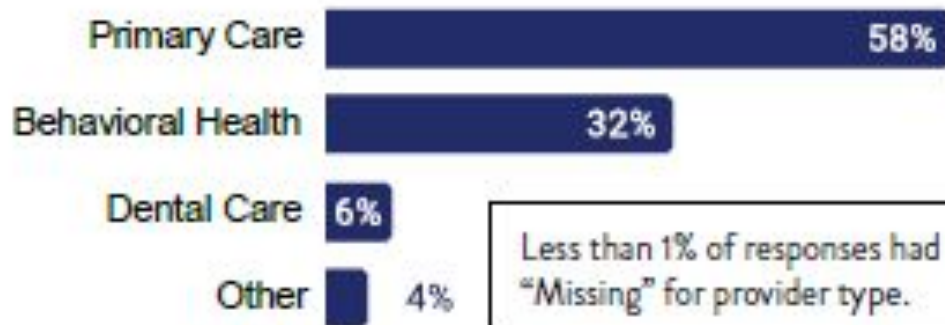


96,452
TOTAL VISITS



34,427
TOTAL PATIENTS

VISIT BY PROVIDER TYPE



2021-22 Service Delivery Snapshot

- Most youth up-to-date on required immunizations.
- 50% adolescents screened for depression.
- 43% received well-child exams

Over 25% parents & patients reported that if an SBHC weren't available, they would go to a hospital or emergency room for care.



2021-22 Data & Evaluation

69%
of youth agreed
that they missed
less class time



**LESS TIME
WAS MISSED**

68%
of parents/guardians
agreed that their
child missed less
class time

68%
of parents/guardians
agreed that they
miss less work time

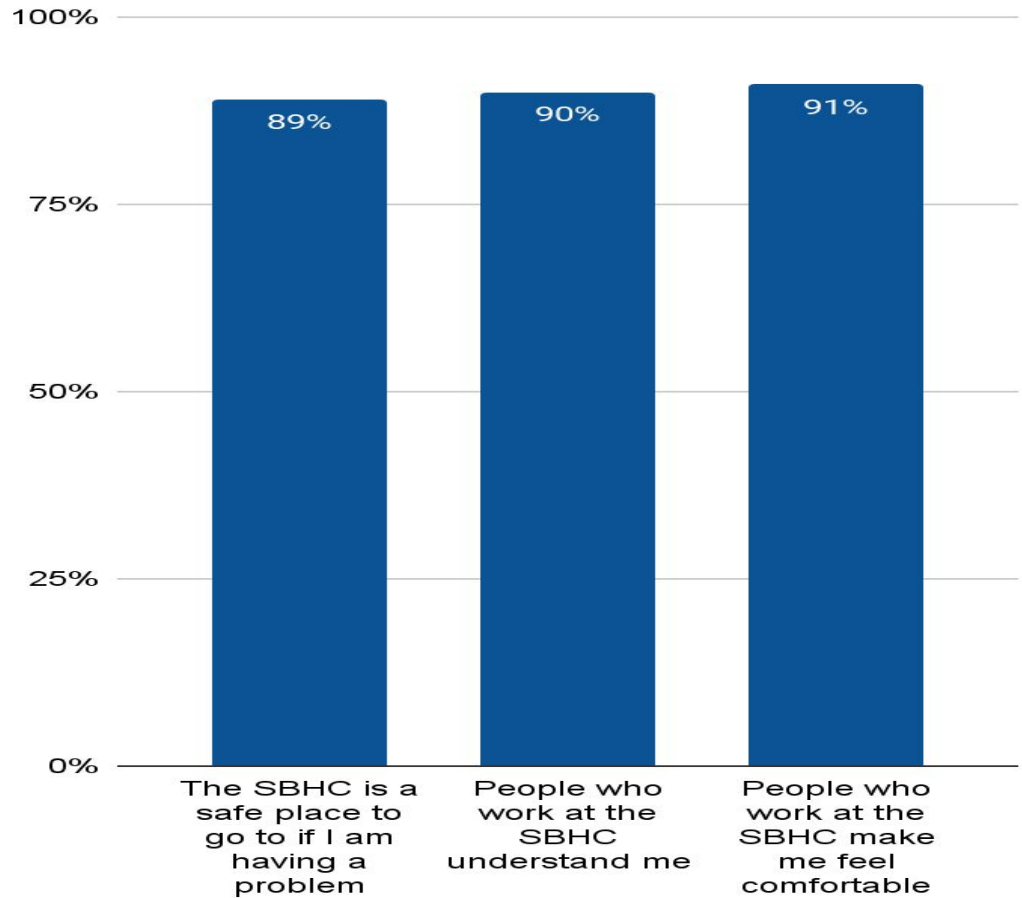


SBHC Patient (User) & Parent Survey

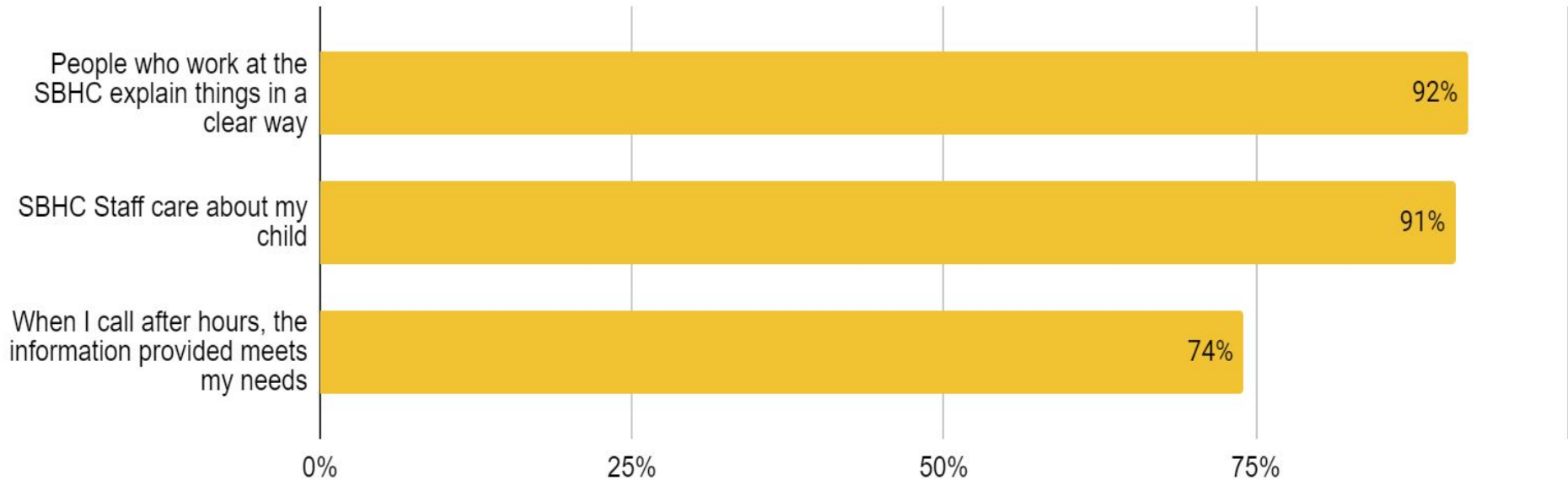
	SBHC USER	PARENT
Overall, I am satisfied with the care received	90%	88%
I (we) feel welcome at the SBHC	92%	92%
People who work at the SBHC treat me (my child) with respect	92%	94%
People who work at the SBHC will keep my (my child's) information private	89%	89%
It is easy to walk in or get an appointment when needed	88%	90%



SBHC Patient (User) Survey



Parent Survey



“

A patient was referred to the SBHC by the school-based therapist with severe anxiety and related difficulties functioning. With therapy, medication, and behavioral modifications, their anxiety lessened, and sleep improved!

”

— SBHC provider



Questions.



Thank you.



COLORADO
Department of Public
Health & Environment