

# JOINT BUDGET COMMITTEE



## STAFF BUDGET BRIEFING FY 2021-22

### OFFICE OF THE GOVERNOR

(All sections including: the Offices of the Governor, Lt. Governor,  
State Planning and Budgeting, Economic Development and  
International Trade, and Information Technology)

JBC WORKING DOCUMENT - SUBJECT TO CHANGE  
STAFF RECOMMENDATION DOES NOT REPRESENT COMMITTEE DECISION

PREPARED BY:  
SCOTT PHILIP THOMPSON, JBC STAFF  
DECEMBER 7, 2020

JOINT BUDGET COMMITTEE STAFF  
200 E. 14TH AVENUE, 3RD FLOOR • DENVER • COLORADO • 80203  
TELEPHONE: (303) 866-2061 • TDD: (303) 866-3472  
<https://leg.colorado.gov/agencies/joint-budget-committee>

# CONTENTS

Department Overview .....	1
Department Budget: Recent Appropriations .....	2
Department Budget: Graphic Overview .....	3
General Factors Driving the Budget.....	5
Office of the Governor (division).....	5
Office of the Lieutenant Governor .....	7
Office of State Planning and Budgeting (OSPB).....	8
Office of Economic Development and International Trade (OEDIT) .....	8
Governor’s Office of Information Technology (OIT).....	9
OFFICE OF INFORMATION TECHNOLOGY.....	9
Summary: FY 2020-21 Appropriation & FY 2021-22 Request.....	11
Budget Requests impacting FY 2020-21 – COVID-19 Stimulus Package .....	18
Informational Issue: 2020 Session Budget Balancing Actions .....	21
Summary.....	21
Discussion.....	21
Appendix A Numbers Pages (Digital Only).....	A-1
Appendix B Footnotes and Information Requests .....	B-1
Requests Affecting Multiple Departments .....	B-2
Appendix C Department Annual Performance Report .....	C-1

## ADDITIONAL RESOURCES

Brief summaries of all bills that passed during the 2019 and 2020 legislative sessions that had a fiscal impact on this department are available in Appendix A of the annual Appropriations Report: <https://leg.colorado.gov/publications/appropriations-report-fiscal-year-2020-21>

The online version of the briefing document, which includes the Numbers Pages, may be found by searching the budget documents on the General Assembly’s website by visiting [leg.colorado.gov/content/budget/budget-documents](https://leg.colorado.gov/content/budget/budget-documents). Once on the budge documents page, select the name of this department's *Department/Topic*, "Briefing" under *Type*, and ensure that *Start date* and *End date* encompass the date a document was presented to the JBC.

# OFFICE OF THE GOVERNOR

## DEPARTMENT OVERVIEW

This Joint Budget Committee staff budget briefing document includes the following offices and agencies within the Office of the Governor:

- The **OFFICE OF THE GOVERNOR (DIVISION)** oversees operation of the executive branch of state government including coordination, direction, and planning of agency operations. The Office represents the state, and serves as a liaison with local and federal governments. This division includes the core functions of a traditional executive director's office and the Colorado Energy Office.
- The **OFFICE OF THE LIEUTENANT GOVERNOR** directly oversees the Colorado Commission of Indian Affairs, Commission on Community Service, and other initiatives. The Lieutenant Governor temporarily takes the Governor's place if the Governor is not present in Colorado or is unable to perform his duties. Created by Executive Order B2019-003, the Office of Saving People Money on Health Care is also administered by this division and the Lieutenant Governor serves concurrently as Director of that office, as well.
- The **OFFICE OF STATE PLANNING AND BUDGETING (OSPB)** develops executive branch budget requests, reviews and analyzes departmental expenditures, and prepares quarterly revenue and economic estimates for the state. Additionally, the Office implements the Results First initiative, a method to support evidence-based policymaking that was initially developed by the Washington State Institute for Public Policy, and now supported by the Pew Charitable Trusts and the MacArthur Foundation, which aims to determine the monetary value of state policies and programs.
- The **OFFICE OF ECONOMIC DEVELOPMENT AND INTERNATIONAL TRADE (OEDIT)** assists in strengthening Colorado's prospects for long-term economic growth by providing broad-based support to businesses. The Office's support services include business funding and incentives; promotion of creative industries; international trade assistance; tourism promotion; minority-, woman-, and veteran-owned businesses assistance; key industry promotion (including advanced industries, aerospace, and health and wellness), and film, television, and media industry development.
- The **GOVERNOR'S OFFICE OF INFORMATION TECHNOLOGY (OIT)** is responsible for the operation and delivery of all information and communications technology services across state executive branch agencies, with limited exceptions. The Office is tasked with providing information technology services, as well as promoting Colorado as the ideal location for information technology companies and technology-based workers.

**NOTE TO READER:** Due to the timing of finalizing this document, no changes adopted by the General Assembly during the Special Session convened in December 2020 will be included in most tables; exceptions are clearly identified.

## DEPARTMENT BUDGET: RECENT APPROPRIATIONS

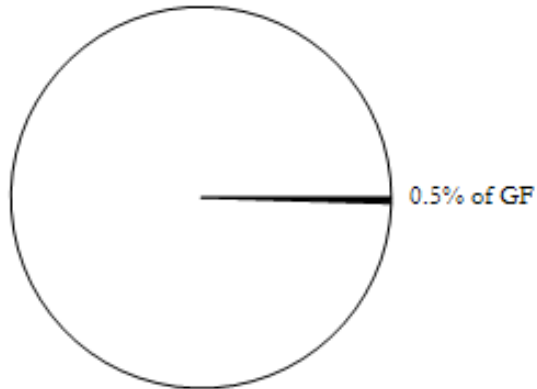
FUNDING SOURCE	FY 2018-19	FY 2019-20	FY 2020-21	FY 2021-22 <sup>1</sup>
General Fund <sup>2</sup>	\$42,508,950	\$73,898,493	\$52,762,694	\$51,302,097
Cash Funds	47,889,843	51,577,746	25,289,951	28,827,356
Reappropriated Funds	256,873,308	293,687,073	290,822,049	282,545,558
Federal Funds	6,767,275	6,852,287	6,573,817	6,718,251
<b>TOTAL FUNDS</b>	<b>\$354,039,376</b>	<b>\$426,015,599</b>	<b>\$375,448,511</b>	<b>\$369,393,262</b>
Full Time Equiv. Staff	1,102.8	1,161.7	1,178.9	1,180.7

<sup>1</sup>Requested appropriation.

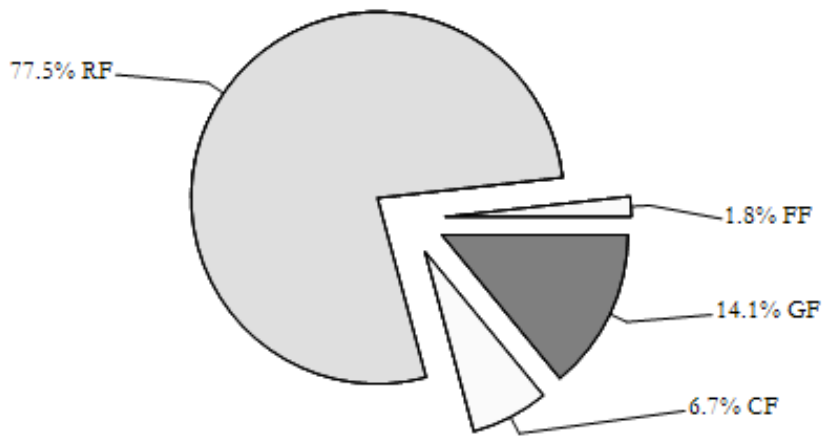
<sup>2</sup>Includes appropriations from the CARE subfund in the General Fund for FY 2019-20.

# DEPARTMENT BUDGET: GRAPHIC OVERVIEW

### Department's Share of Statewide General Fund

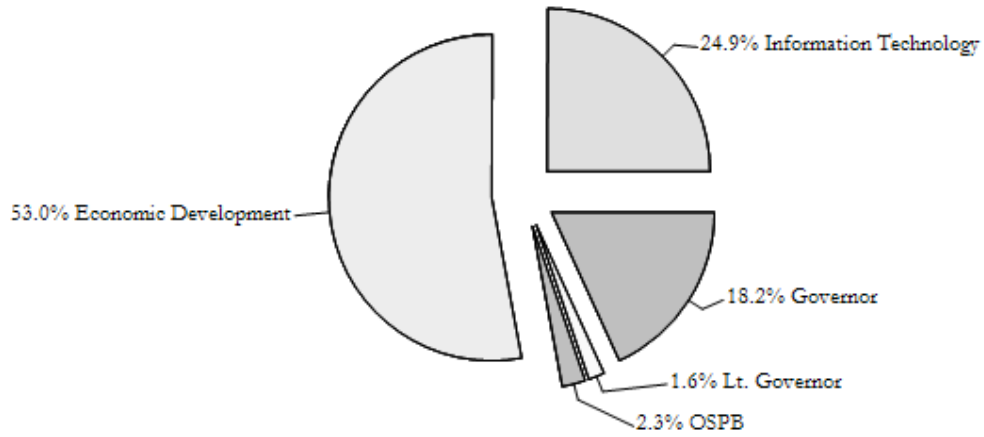


### Department Funding Sources

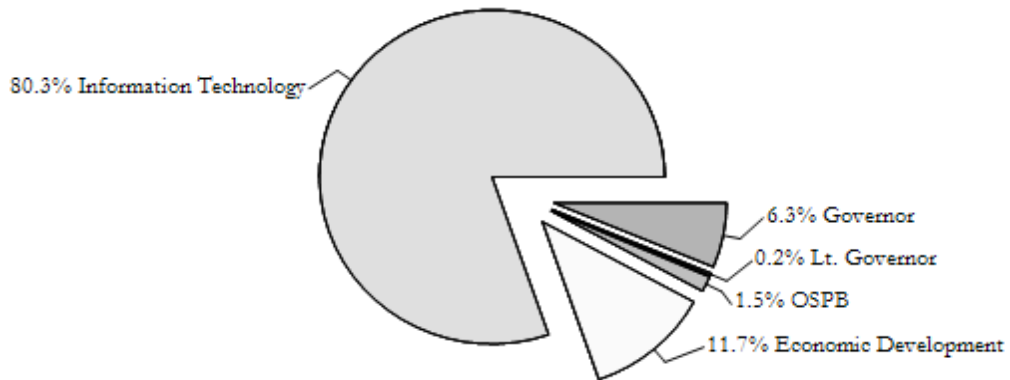


All charts are based on the FY 2020-21 appropriation.

### Distribution of General Fund by Division



### Distribution of Total Funds by Division



All charts are based on the FY 2020-21 appropriation.

## GENERAL FACTORS DRIVING THE BUDGET<sup>1</sup>

For FY 2020-21, the total appropriation to the Office of the Governor consists of 14.1 percent General Fund, 7.8 percent cash funds, 76.5 percent reappropriated funds, and 1.8 percent federal funds.

### OFFICE OF THE GOVERNOR (DIVISION)

#### DIVISION BUDGET: RECENT APPROPRIATIONS

FUNDING SOURCE	FY 2018-19	FY 2019-20	FY 2020-21	FY 2021-22 <sup>1</sup>
General Fund	\$8,604,803	\$9,105,383	\$9,581,757	\$11,758,006
Cash Funds	8,023,620	8,999,745	8,625,119	8,752,487
Reappropriated Funds	1,366,074	1,170,307	1,264,100	1,322,208
Federal Funds	4,224,937	4,304,123	4,027,803	4,172,237
<b>TOTAL FUNDS</b>	<b>\$22,219,434</b>	<b>\$23,579,558</b>	<b>\$23,498,779</b>	<b>\$26,004,938</b>
Full Time Equiv. Staff	58.5	59.7	60.6	60.7

<sup>1</sup>Requested appropriation.

### CENTRALLY APPROPRIATED LINE ITEMS

As the division in this agency that serves the role of other agencies' Executive Director's Office, appropriations for centrally appropriated line items (e.g., health, life, and dental insurance coverage, short-term disability payments, and payments to PERA) growth in the budget for the Office of the Governor (division) is driven primarily by the centrally appropriated line items supporting 152.1 FTE. The FTE are employed by several agencies in the department but since FY 2015-16 it excludes those central appropriation for the Governor's Office of Information Technology (OIT). The final appropriations are calculated once common policies adopted by the General Assembly can be considered.

FUNDING SOURCE	FY 2018-19	FY 2019-20	FY 2020-21	FY 2021-22 <sup>1</sup>
Governor's Office (division) including Energy Office	58.5	59.7	60.6	60.7
Lieutenant Governor's Office	5.7	7.0	7.0	7.0
Office of State Planning and Budgeting	20.5	21.4	21.4	21.4
Office of Economic Development and International Trade	60.6	60.6	63.1	67.1
<b>TOTAL FTE FUNDED THROUGH THE CENTRALLY APPROPRIATED LINE ITEMS IN THE GOVERNOR'S OFFICE (DIVISION)</b>	<b>145.3</b>	<b>148.7</b>	<b>152.1</b>	<b>156.2</b>

<sup>1</sup>Requested FTE

### COLORADO ENERGY OFFICE

The Colorado Energy Office ("Energy Office") exists as a subdivision in the Governor's Office (division) Long Bill section. The website hosted by the Energy Office states its mission is to "Reduce greenhouse gas emissions and consumer energy costs by advancing clean energy, energy efficiency[,] and zero emission vehicles to benefit all Coloradans." Consider, on the other hand, the Colorado

Energy Office's mission as codified in Section 24-38.5-101, C.R.S., which instructs directors and staff from the office to "fulfill the office's mission to:

- Sustain the Colorado energy economy and promote all Colorado energy;
- Promote economic development in Colorado through energy-market advances that create jobs;
- Encourage Colorado-based clean and innovative energy solutions that include traditional, clean, and renewable energy sources in order to encourage a cleaner and balanced energy portfolio;
- Promote energy efficiency;
- Increase energy security;
- Lower long-term consumer costs; and
- Protect the environment."

The Committee may wish to discuss with the Energy Office the efforts, milestones, and goals it is taking to fulfill each of the Office's goals outlined in its statutory mission.

Funding for the Energy Office has historically been from transfers from the General Fund and from revenues generated from the imposition of severance taxes on the extraction industries into one or more cash funds continuously appropriated to the Energy Office, such funds that remain active are described below.

Provisions in the severance tax statutes provide transfers of up to \$13.0 million of the severance tax revenue to support three programs that provide energy subsidies to support low-income households. The transfers amounts fluctuate based on the total amount of severance taxes collected by the state and whether reserve requirements imposed on the Severance Tax Operational Fund are met. The Energy Office administers two of those programs and the destinations of the transfers are two funds: the *Weatherization Low-income Energy Assistance Fund* and the *Energy Outreach Colorado Low-income Energy Assistance Fund*.

The *Weatherization Low-income Energy Assistance Fund* receives an annual transfer of up to \$6.5 million for energy efficiency services for low-income households. The *Energy Outreach Colorado Low-income Energy Assistance Fund* receives an annual transfer of up to \$3.25 million, which is allocated directly to Energy Outreach Colorado with the Energy Office serving as a pass-through entity for the funds and provide direct bill payment assistance to low-income households when DHS is not accepting LEAP applications.

The third program, administered by CDHS, is the *Low-income Energy Assistance Program* receives annual transfers of up to \$3.25 million, which operates during the heating season in accordance with the federal Low-income Home Energy Assistance Program funded by the U.S. Department of Health and Human Services. CDHS accepts LEAP applications November through April. County offices and Goodwill deliver the direct service.

#### EFFECT OF SEVERANCE TAX REVENUE FLUCTUATIONS ON THE ENERGY OFFICE

The Natural Resources and Energy Grant Programs, including the energy assistance programs discussed in this section, received transfers that totaled the maximum authorized \$13.0 million in FY 2019-20. However, in FY 2020-21 the total transfer for all three programs equaled only \$5.2 million, which amount represents 40 percent of the total transfer allowed when revenue is sufficient. The quarterly revenue forecasts published by Legislative Council Staff *and* the Governor's Office of State



Planning and Budgeting agree that no transfers from the Severance Tax Operational Fund are anticipated in FY 2021-22 and FY 2022-23.

In anticipation of forthcoming revenue declines to both General Fund and severance tax collections expected as an effect of the COVID-19 pandemic, the General Assembly adopted H.B. 20-1412 (COVID-19 Utility Bill Payment-related Assistance). This bill allocated \$4.8 million from the CARE subfund in the General Fund to an account within the Energy Outreach Colorado Low-income Energy Assistance Fund to provide direct utility bill payment assistance to low-income households facing economic hardship. A provision included in the bill required all funding allocated in it to be expended by December 4, 2020, which just passed. The Committee may wish to ask the Energy Office and the CDHS to discuss the results of this program. Given the uncertainty of severance tax collections available in FY 2021-22 and FY 2022-23, such a discussion could facilitate others JBC staff expects to arise.

## OFFICE OF THE LIEUTENANT GOVERNOR

### DIVISION BUDGET: RECENT APPROPRIATIONS

FUNDING SOURCE	FY 2018-19	FY 2019-20	FY 2020-21	FY 2021-22 <sup>1</sup>
General Fund	\$829,855	\$940,763	\$840,763	\$840,763
Cash Funds	1,184	1,184	1,184	1,184
Reappropriated Funds	0	0	0	0
Federal Funds	0	0	0	0
<b>TOTAL FUNDS</b>	<b>\$831,039</b>	<b>\$941,947</b>	<b>\$841,947</b>	<b>\$841,947</b>
Full Time Equiv. Staff	5.7	7.0	7.0	7.0

<sup>1</sup>Requested appropriation.

As indicated above, nearly all of the funding for the Office of the Lieutenant Governor in recent fiscal years has come from the General Fund. From FY 2018-19 to the FY 2021-22 request, appropriations have remained relatively flat.

- For FY 2018-19, the Office received an increase of \$100,000 General Fund to support the administrative functions of the Education Leadership Council (ELC). This multi-stakeholder council, created through an Executive Order in June 2017 by former Governor Hickenlooper, and is tasked with creating a blueprint for the state's educational system, from early childhood through entering and participating in the workforce. Governor Polis moved the program from the Lt. Governor's Office to the Governor's Office (division) via Executive Order in FY 2020-21. The JBC approved moving funding associated with operating the ELC to the Governor's Office in H.B. 20-1360 (Long Bill).
- For FY 2018-19, the Office received an increase of \$100,000 General Fund for Serve Colorado (the Governor's Commission on Community Service) to support building a culture of civic engagement in the state by working in partnership with community-based organizations. This initiative was authorized in statute by the Joint Budget Committee-sponsored H.B. 18-1324 (Codify Governor's Commission On Community Service).<sup>1</sup>

<sup>1</sup> Section 24-20-501, C.R.S.

- For FY 2018-19, the Office received an increase of \$90,000 General Fund to add a Program Assistant position to support the Commission of Indian Affairs' Executive Director and to provide additional funding for existing services and programs that the Commission delivers to fulfill its statutory obligations.<sup>2</sup>
- For FY 2019-20, the Office received an increase of \$75,000 General Fund and 1.3 FTE for the personal services and operating expenses of the office that were previously funded through other sources transferred to the Lieutenant Governor's Office.

## OFFICE OF STATE PLANNING AND BUDGETING (OSPB)

### DIVISION BUDGET: RECENT APPROPRIATIONS

FUNDING SOURCE	FY 2018-19	FY 2019-20	FY 2020-21	FY 2021-22 <sup>1</sup>
General Fund	\$1,138,174	\$1,216,136	\$1,216,136	\$1,216,136
Cash Funds	1,154,087	2,308,439	2,641,991	2,377,335
Reappropriated Funds	1,611,338	1,707,479	1,707,479	1,707,479
Federal Funds	0	0	0	0
<b>TOTAL FUNDS</b>	<b>\$3,903,599</b>	<b>\$5,232,054</b>	<b>\$5,565,606</b>	<b>\$5,300,950</b>
Full Time Equiv. Staff	20.5	21.4	21.4	21.4

<sup>1</sup>Requested appropriation.

Base appropriations for the Office of State Planning and Budgeting, which are funded from transfers to the agency from the collection of statewide indirect costs in other departments, have remained stable in recent fiscal years. In addition to base funding, the General Assembly has provided appropriations to the Office for a variety of special projects that have impacted the agency's General Fund and cash funds appropriations. Several of these special project appropriations are highlighted below.

## OFFICE OF ECONOMIC DEVELOPMENT AND INTERNATIONAL TRADE (OEDIT)

FUNDING SOURCE	FY 2018-19	FY 2019-20	FY 2020-21	FY 2021-22 <sup>1</sup>
General Fund <sup>2</sup>	\$20,953,461	\$41,030,555	\$27,965,994	\$28,517,816
Cash Funds	33,621,274	35,048,635	13,354,717	17,231,010
Reappropriated Funds	260,291	260,291	260,291	260,291
Federal Funds	2,421,338	2,427,164	2,425,014	2,425,014
<b>TOTAL FUNDS</b>	<b>\$57,256,364</b>	<b>\$78,766,645</b>	<b>\$44,006,016</b>	<b>\$48,434,131</b>
Full Time Equiv. Staff	60.6	60.6	63.1	67.1

<sup>1</sup>Requested appropriation.

<sup>2</sup>Includes appropriations from the CARE subfund in the General Fund for FY 2019-20.

## ECONOMIC DEVELOPMENT PROGRAMS

<sup>2</sup> Section 24-44-103, C.R.S.

Funding for the Office of Economic Development and International Trade (OEDIT) is primarily from the General Fund (63.6 percent in FY 2020-21) and cash funds (30.3 percent in FY 2020-21). General Fund is appropriated to the Office for general administration and program support, tourism promotion, financial incentives, film incentives, and job training grants.

Much of the Office’s cash fund appropriations, 65.6 percent for FY 2019-20, originated as limited gaming tax revenue, but the global pandemic caused by COVID-19 caused expected revenues for FY 2020-21 to decline drastically. As part of the budget balancing actions taken by the General Assembly, transfers from gaming were suspended for two years. Please see the bill description for H.B. 20-1399 in Appendix A for more detailed information on changes that affect OEDIT.

Additionally, cash fund revenue is appropriated to the Office from the Advanced Industries Acceleration Cash Fund. Beginning in FY 2013-14 and running through FY 2023-24, S.B. 11-047 (Bioscience & Clean Tech Reinvestment) redirects 50.0 percent of the growth of the total amount of state income taxes deducted and withheld from employees' wages who work in specific Colorado businesses to the Advanced Industries Acceleration Cash Fund instead of the General Fund.

It is important to note that OEDIT is also responsible for implementing several other programs that impact the amount of General Fund revenue available for appropriations each year, including the Enterprise Zone Program, the Job Growth Incentive Tax Credit Program, and the Regional Tourism Act.

## GOVERNOR’S OFFICE OF INFORMATION TECHNOLOGY (OIT)

### DIVISION BUDGET: RECENT APPROPRIATIONS

FUNDING SOURCE	FY 2018-19	FY 2019-20	FY 2020-21	FY 2021-22 <sup>1</sup>
General Fund	\$10,982,657	\$21,605,656	\$13,158,044	\$8,969,376
Cash Funds	5,089,678	5,219,743	666,940	465,340
Reappropriated Funds	253,635,605	290,548,996	287,590,179	279,255,580
Federal Funds	121,000	121,000	121,000	121,000
<b>TOTAL FUNDS</b>	<b>\$269,828,940</b>	<b>\$317,495,395</b>	<b>\$301,536,163</b>	<b>\$288,811,296</b>
Full Time Equiv. Staff	957.5	1,013.0	1,026.8	1,024.5

<sup>1</sup>Requested appropriation.

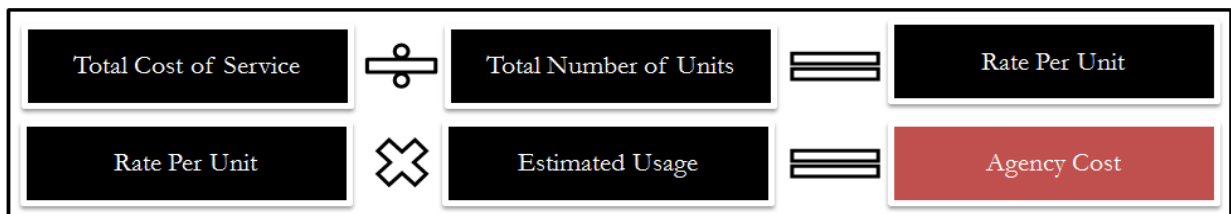
### OFFICE OF INFORMATION TECHNOLOGY

Over 80.0 percent of total appropriations for the Office of the Governor - Lieutenant Governor - State Planning and Budgeting is related to funding the Office of Information Technology. During the last economic downturn, the General Assembly directed the Office of Information Technology to reduce and eliminate redundancies between agency staff and those supporting statewide IT. As a result, information technology employees in state agencies were transferred to OIT between July 1, 2008 and July 1, 2012. The largest transfer of employees occurred during FY 2010-11 when 680.7 FTE and \$57.7 million were transferred from state agencies to OIT.

Pursuant to the centralization initiative, OIT provides services to state agencies on a cost reimbursement basis, with OIT acting as a vendor. Each service offered by OIT to state agencies has a mixture of costs associated with its delivery (e.g., personal services and operating expenses). The

appropriations needed to support these costs for each service offered by OIT are determined by the Joint Budget Committee during the figure setting process. The appropriations appear in the Long Bill in the OIT division as reappropriated funds (spending authority for moneys transferred to OIT from other state agencies). The revenue needed to support OIT's spending authority is derived from direct appropriations made to state agencies each year in a "Payments to OIT" line item that appears in the Long Bill for each agency. These appropriations are made from the General Fund, cash funds, and federal funds.

The cost to each agency for services provided by OIT is based on a service-by-service rate structure whereby the total cost for OIT to provide the service across the state is divided by the total number of units of that service. This calculation generates a rate per unit. The cost to each agency is based on its anticipated consumption of a service's unit of measurement multiplied times the established rate. OIT bills each agency on a monthly basis for 1/12<sup>th</sup> of the full amount of the agency's appropriation in its Payments to OIT line item.



This structure helps ensure that appropriations of reappropriated funds to OIT will actually be available but reduces the flexibility for state agencies to adjust their spending based on contemporaneous observations. The General Assembly has provided additional appropriations in recent fiscal years for a variety of services. These changes have increased the amount appropriated to state agencies for the information technology common policy.

- For FY 2018-19, the Office received an increase of \$5,228,160 reappropriated funds transferred from state agencies to transition from a non-consolidated licensing approach for operating system and Microsoft Office applications to a centralized approach managed by the Office for all state agencies. A portion of the total funds needed for this item were offset by reductions across nearly all agencies from operating line items that historically funded operating system and Microsoft Office licenses.
- For FY 2019-20, the Office received an increase of \$11,857,490 reappropriated funds transferred from state agencies for several initiatives related to the state's cybersecurity program known as "Secure Colorado."

Outside of OIT's collection of recoverable costs associated with the information technology common policy, expenses for the operation of the Colorado Benefits Management System (CBMS) are billed directly to the Department of Human Services and Department of Health Care Policy and Financing. CBMS is the information technology system used to determine a citizen's eligibility for public assistance programs like Medicaid, the Supplemental Nutrition Assistance Program (SNAP), Temporary Assistance for Needy Families (TANF), Old Age Pension (OAP), and many others.

# SUMMARY: FY 2020-21 APPROPRIATION & FY 2021-22 REQUEST

GOVERNOR - LIEUTENANT GOVERNOR - STATE PLANNING AND BUDGETING						
	TOTAL FUNDS	GENERAL FUND	CASH FUNDS	REAPPROPRIATED FUNDS	FEDERAL FUNDS	FTE
<b>FY 2020-21 APPROPRIATION:</b>						
HB 20-1360 (Long Bill)	389,113,937	43,115,696	46,715,872	292,708,552	6,573,817	1,178.0
Other legislation	(13,665,426)	9,646,998	(21,425,921)	(1,886,503)	0	0.9
<b>TOTAL</b>	<b>\$375,448,511</b>	<b>\$52,762,694</b>	<b>\$25,289,951</b>	<b>\$290,822,049</b>	<b>\$6,573,817</b>	<b>1,178.9</b>
<b>FY 2021-22 REQUESTED APPROPRIATION:</b>						
FY 2020-21 Appropriation	\$375,448,511	52,762,694	\$25,289,951	\$290,822,049	\$6,573,817	1,178.9
<b>COLORADO ENERGY OFFICE</b>						
(CEO) R1 Wind down ReNew Our Schools program	(134,626)	(134,626)	0	0	0	0.0
(CEO) R2 Redirect funds from cultivators energy management	(130,419)	(130,419)	0	0	0	0.0
<b>OFFICE OF ECONOMIC DEVELOPMENT AND INTERNATIONAL TRADE</b>						
(OEDIT) R1 Increase support for minority-owned businesses (withdrawn)	4,000,000	0	4,000,000	0	0	2.0
(OEDIT) R2 Cannabis Opportunity Program	150,000	0	150,000	0	0	1.0
(OEDIT) R3 One-time reductions	(1,620,000)	(1,620,000)	0	0	0	0.0
(OEDIT) R4 Reprioritize recovery funding	(2,846,000)	(2,846,000)	0	0	0	0.0
<b>OFFICE OF INFORMATION TECHNOLOGY (OIT)</b>						
(OIT) R1 Central Admin operating efficiencies	(1,490,782)	0	0	(1,490,782)	0	0.0
(OIT) R2 Applications operating efficiencies	(5,012,009)	(74,000)	(153,000)	(4,785,009)	0	0.0
(OIT) R3 Project management operating efficiencies	(77,539)	0	0	(77,539)	0	0.0
(OIT) R4 End user service operating efficiencies	(452,236)	0	0	(452,236)	0	0.0
(OIT) R5 Network operating efficiencies	(599,987)	0	(48,600)	(551,387)	0	0.0
(OIT) R6 Infrastructure operating efficiencies	(3,001,889)	0	0	(3,001,889)	0	0.0
(OIT) R7 Security operating efficiencies	(1,427,886)	0	0	(1,427,886)	0	0.0
(OIT) R8 Public Safety Network technical	(2,000,000)	0	0	(2,000,000)	0	0.0
(OIT) R9 Leased space savings	(750,000)	0	0	(750,000)	0	0.0
<b>OTHER CHANGES</b>						
Annualize prior year budget actions	7,764,607	7,218,172	(10,786)	557,221	0	2.5
Centrally appropriated line items	4,442,451	2,386,749	(221,627)	2,132,980	144,349	0.0
Non-prioritized request items	2,087,651	(44,312)	0	2,131,963	0	(3.5)
Annualize prior year legislation	(4,956,585)	(6,216,161)	(178,582)	1,438,073	85	(0.2)
<b>TOTAL</b>	<b>\$369,393,262</b>	<b>\$51,302,097</b>	<b>\$28,827,356</b>	<b>\$282,545,558</b>	<b>\$6,718,251</b>	<b>1,180.7</b>
<b>INCREASE/(DECREASE)</b>	<b>(\$6,055,249)</b>	<b>(\$1,460,597)</b>	<b>\$3,537,405</b>	<b>(\$8,276,491)</b>	<b>\$144,434</b>	<b>1.8</b>
Percentage Change	(1.6%)	(2.8%)	14.0%	(2.8%)	2.2%	0.2%

## COLORADO ENERGY OFFICE (CEO)

**(CEO) R1 WIND DOWN RENEW OUR SCHOOLS PROGRAM:** The request includes a reduction of \$134,626 General Fund in FY 2021-22 currently appropriated to the CEO, annualizing to a \$173,000 General Fund reduction in FY 2022-23 and ongoing. The Renew Our Schools program reports its historical average electricity savings for participating schools is 7.0 percent. The CEO is also requesting the Committee introduce companion legislation to transfer \$38,374 that is stranded in the repealed Public Schools Energy Efficiency Cash Fund to the General Fund in FY 2021-22. The requested \$38,374 GF in FY 2021-22 will retain the alumni portion of the program and the Office intends to use those funds to offer grants to past applicants based on their approved energy efficiency proposals. In FY 2022-23, the program terminate.

**(CEO) R2 REDIRECT FUNDS FROM CULTIVATORS ENERGY MANAGEMENT:** The request includes a reduction of \$130,419 General Fund in FY 2021-22 and ongoing from funds appropriated to the Colorado Cultivator's Energy Management program, which launched as a pilot program in FY 2019-20. The Colorado Energy Office (CEO) administers the program, which provides energy management services to 15 licensed marijuana grow operations. Adopting this request will result in the discontinuation of program. In requesting this change, the CEO notes that much of its General Fund appropriations support programs that receive some degree of federal matching funds. The Colorado Cultivator's Energy Management program is one that is it unable to secure matching funds to support.

## OFFICE OF ECONOMIC DEVELOPMENT AND INTERNATIONAL TRADE (OEDIT)

**(OEDIT) R1 INCREASE SUPPORT FOR MINORITY-OWNED BUSINESSES WITHDRAWN:** The request initially included an increase of \$4.0 million General Fund to seed funding targeted towards minority-owned businesses through direct grants, increased technical assistance, and leveraging funds through partnerships with outside organizations, with the goal of increasing investment in and access to capital for historically marginalized owners. PLEASE NOTE: The funding requested by this item was expedited and addressed by S.B. 20B-001, which was adopted by the General Assembly during the Special Session convened by the Governor in December 2020. As a result of those actions, the **Office of Economic Development and International Trade (OEDIT) respectfully withdraws** this item from their FY 2021-22 request.

**(OEDIT) R2 CANNABIS OPPORTUNITY PROGRAM:** The request includes an increase of \$150,000 from the Marijuana Tax Cash Fund on an ongoing basis and 1.0 FTE to establish a new cannabis opportunity program, as well as workshops and business support staff for the program. This program, which will have associated authorizing legislation, will authorize a variety of ways, both technical and financial, in which OEDIT can support cannabis entrepreneurs, including those that meet the criteria established by the Marijuana Enforcement Division (MED) of the Department of Revenue for their Social Equity licenses established in H.B. 20-1424. OEDIT anticipates increasing opportunities by providing technical assistance services and establishing a capital incentive program, dependent upon future appropriations becoming available to the program.

**(OEDIT) R3 ONE-TIME REDUCTIONS:** The request includes a decrease of \$1.6 million General Fund to extend some of the other budget balancing actions taken in FY 2020-21 for one additional year in FY 2021-22. These items had their funding restored through annualization of prior year budget actions, which total nearly \$5.0 million General Fund. See the budget balancing issue in this packet

for more information on prior year actions. These will be included again with funding restored in the base as annualizations in FY 2022-23. The changes proposed by the Office are summarized below:

- \$1.0 million General Fund to the Colorado First Customized Job Training Program;
- \$500,000 to the Colorado Tourism Office’s Destination Development program; and
- \$120,000 to the Office of Outdoor Recreation (OREC)

**(OEDIT) R4 REPRIORITIZE RECOVERY FUNDING:** The request includes an ongoing reduction of \$2.8 million General Fund to continue some actions taken to balance the budget in FY 2021-22. The Office of Economic Development and International Trade wishes to focus its remaining funds on programs that are high priorities for economic recovery. Such efforts include, e.g., providing immediate relief and recovery aid to small businesses most affected by the COVID-19 pandemic; stimulating growth and investment in Colorado’s advanced industries; expanding access to capital for vulnerable populations; and setting aside money to enable a nimble and evolving response to Colorado’s most pressing economic problems. The programs that the Office requests to continue operating under the reduced appropriations provided to it in FY 2020-21 include:

- \$2,000,000 to the Colorado Office of Tourism’s Promotion line item;
- \$500,000 to the Office of Film, TV, and Media’s Film Incentive Program;
- \$270,000 to the Marketing and Communications Division of OEDIT’s Global Business Development (GBD) Division; and
- \$76,000 to the Colorado Small Business Development Center Network’s (SBDCN) Leading Edge Program.

## OFFICE OF INFORMATION TECHNOLOGY (OIT)

Budget changes request by the Office of Information Technology will often reference an assessment made by the Office to describe the risk changes proposed have to impact OIT customers. The following table provides a key to understanding those customer impacts.

KEY FOR UNDERSTANDING RISK ASSESSED BY OIT ON BUDGET REQUESTS	
CUSTOMER IMPACT	DEFINITION
<b>High</b>	OIT customers directly impacted. OIT will be unable to keep services operational for customers.
<b>Medium</b>	OIT internal impact on service delivery, but little to no impact on external service delivery to customers and keeping services operational.
<b>Low</b>	No anticipated OIT internal or external customer impact on service delivery.

**(OIT) R1 CENTRAL ADMIN OPERATING EFFICIENCIES:** The request is to reduce the appropriation to the Governor’s Office of Information Technology for its Central Administration line item by almost \$1.5 million reappropriated funds, which originate as revenue collected from state agencies utilizing the services offered. The reductions to the Central Administration budget comprise specific costs associated with holding vacancies open, reducing the Learning and Development Center, and continuing to align specific contracts to actual need and utilization. The finance and human resources offices within Central Administration will leave 4.0 FTE vacancies unfilled to realize additional savings. This results in ongoing reductions of \$1,490,782 reappropriated funds beginning in FY 2021-22. JBC staff estimates the General Fund impact of adopting this request is a reduction between

\$550,000 and \$600,000, which estimate is based on the proportion of General Fund to total funds as requested in FY 2021-22 to fund the Payments to OIT line items (but not including new requests that may affect the line item in individual agencies).

**(OIT) R2 APPLICATIONS OPERATING EFFICIENCIES:** The request includes a reduction about \$5.0 million total funds, including a decrease of \$74,000 General Fund, to the appropriations funding the Applications portfolio, which include support for over 1,100 applications for state agencies. The request affects three program areas including Applications Administration, Shared Services, and Agency Services; however, the majority of the amount requested was appropriated for the HRWorks project, which accounts for \$4.3 million of the requested reduction. The Department of Personnel ended development on HRWorks in May 2020.

**(OIT) R3 PROJECT MANAGEMENT OPERATING EFFICIENCIES:** The request includes a reduction to the Project Management budget of \$77,539 reappropriated funds. The request would eliminate the travel budget and removing funds OIT receives from the Colorado Department of Human Services (CDHS) for the TRAILS Project related to project management. The travel reduction will affect the common policy allocation for state departments supported by OIT. The TRAILS reduction only affects CDHS, which is unable to fully expend all of the state funding they are currently appropriated for the TRAILS project due to federal matching requirements.

**(OIT) R4 END USER SERVICE OPERATING EFFICIENCIES:** The request includes a decrease of \$452,236 reappropriated funds from the End User Services portfolio, which would reduce spending on **Service Desk Services** and **Deskside Support Services**.

SERVICE DESK SERVICES manages the service desk at OIT as the central point of access and support services for IT especially in the areas of system trouble, network connectivity, and the use of supported desktop applications. The service desk team provides documents and responds to requests using the enterprise ticketing system to resolve and close the issues.

DEKSIDESIDE SUPPORT SERVICES manages implementation and ongoing support of the statewide end user hardware and software for multiple state departments. The program provides daily break/fix resolutions of hardware/software and technical support for end user computer operating systems, so that secure end user devices are achieved.

**(OIT) R5 NETWORK OPERATING EFFICIENCIES:** The request includes a reduction \$599,987 total funds, including \$48,600 cash funds and \$551,387 reappropriated funds, in FY 2021-22 and ongoing to the OIT Network Long Bill group, including the Network Administration, Colorado State Network CORE, Voice and Data, and Public Service Communication Network (PSCN) appropriations. Network services provide quality, broadband data communications and internet access statewide to Colorado state departments, schools, libraries, city and county government, health care providers, and institutions of higher education. OIT also maintains critical services including, network monitoring and core network availability. The PSCN team is responsible for maintaining the Digital Trunk Radio System across the state, allowing for communication between public safety, public service, and other governmental agencies as either their primary source, or for interoperability emergency and operable communications. The reduction identified for the PSCN is cash fund spending authority that is being underutilized currently and thus has a very low risk of affecting emergency communications.



**(OIT) R6 INFRASTRUCTURE OPERATING EFFICIENCIES:** The request includes a reduction of just over \$3.0 million reappropriated funds in FY 2021-22 and ongoing from its infrastructure budget, an 8.8 percent reduction to its infrastructure appropriations. OIT has assessed the proposed reductions to have low to medium impacts on OIT customers. The following table summarizes the components that sum to the total request.

(OIT) R6 INFRASTRUCTURE OPERATING EFFICIENCIES SUMMARY			
CUSTOMER IMPACT <sup>1</sup>	LONG BILL LINE ITEM	PROGRAM NAME OR DESCRIPTION	PROPOSED CHANGE FOR FY 2021-22 AND ONGOING
Medium	IT Server Management	Server Overhead	(\$1,040,132)
Medium	Infrastructure Admin	Contract Reductions	(831,806)
Medium	Mainframe	Contract Reductions	(370,500)
Medium	IT Server Management	Contract Reductions (VMware)	(250,000)
Low	Infrastructure Admin	Chief Technology Officer, Data Strategy Office Overhead	(150,000)
Low	Infrastructure Admin	General Operating	(137,367)
Low	Mainframe	General Operating	(106,943)
Low	IT Server Management	Reduction to CDHS TRAILS	(69,760)
Low	IT Server Management	Travel and Training	(30,000)
Medium	Data Center Services	General Operating	(10,910)
Low	Infrastructure Admin	Travel	(2,320)
Low	Data Center Services	Travel	(2,151)
<b>TOTAL</b>			<b>(\$3,001,889)</b>

<sup>1</sup>See the table at the beginning of OIT incremental budget change descriptions for more information about the meaning of these impact assessments.

**(OIT) R7 SECURITY OPERATING EFFICIENCIES:** The request includes a reduction of \$1.4 million reappropriated funds to the Information Security budget, including reductions of \$5,000 for Security Administration, \$956,286 from Security Operations, and \$466,600 related to Security Governance. The reductions requested in the information security program were selected by the administration in an effort to minimize the impact on OIT customers and **not jeopardize the information security of the state**. OIT selected only low- and medium-impact reductions, including: holding select vacant positions open, reducing operating spending, delaying specific contractor work, renegotiating contracts by working with vendors and suppliers, and delaying some projects that require special tools and licenses.

**(OIT) R8 PUBLIC SAFETY NETWORK TECHNICAL:** The request includes a decrease of \$2.0 million reappropriated funds to correct a technical error in the annualization of H.B. 18-1325 (Trunked Radios System Coverage Gaps). Two years of General Fund transfers were included in the bill, which would annualize out of the budget in FY 2020-21 as prior year legislation. While the \$2.0 million General Fund annualization was correctly removed from the FY 2020-21 Long Bill, the associated reappropriated funds spending authority was overlooked by executive branch and JBC staff. These reappropriated funds are not part of the ones reallocated to state agencies through the common policy.

**(OIT) R9 LEASED SPACE SAVINGS:** The request is to reduce leased space appropriations made to OIT by \$750,000 reappropriated funds beginning in FY 2021-22 and ongoing. OIT maintains three leases funded through the Leased Space appropriation, which totaled about \$3.5 million reappropriated funds in FY 2020-21. The space includes two data centers, the eFORT Data Center and the Lakewood Data Center (LDC), as well as office and meeting space at the Pearl Plaza HQ. OIT is exploring the potential to reduce lease rates or restructure the terms of space it leases to reduce

overhead allocated to other state agencies through the common policy. JBC staff suggests the Committee think about the amount identified in this item as a placeholder because the final amount is dependent upon the outcome of OIT's negotiations, which it initiated in spring 2020 with the vendor that supports the eFORT Data Center. OIT indicated negotiations are nearing final agreement and OIT expects to provide JBC staff with more certainty prior to making figure setting recommendations. OIT is using the following principles to guide its leased space decisions:

- Reducing utility expenses;
- Reducing co-located office space that is separate from the physical data center;
- Structuring contracts to require larger lease payments in late stages of the contract period to give the state more flexibility in FY 2021-22 and FY 2022-23; and
- Finding better market pricing for services and facilities.

## OTHER CHANGES

**ANNUALIZE PRIOR YEAR BUDGET ACTIONS:** The request includes a net increase of \$7.8 million total funds for prior year budget actions, summarized in the following table:

ANNUALIZE PRIOR YEAR BUDGET ACTIONS						
	TOTAL FUNDS	GENERAL FUND	CASH FUNDS	REAPPROPRIATED FUNDS	FEDERAL FUNDS	FTE
(OEDIT) Reinstate funding for one-time reductions	\$4,946,000	\$4,946,000	\$0	\$0	\$0	1.0
(OIT) FY20-21 R11 Long Bill reorganization	2,272,172	2,272,172	0	0	0	0.0
(OIT) FY20-21 R6 Improve network stability	686,691	0	0	686,691	0	0.0
(OIT) FY20-21 R3 Data sharing pilot	417,477	0	0	417,477	0	1.5
(OIT) FY20-21 Trails	(309,920)	0	0	(309,920)	0	0.0
(OIT) FY20-21 OGCC filing system	(112,200)	0	0	(112,200)	0	0.0
(OIT) FY20-21 Replace DHS phone systems	(105,792)	0	0	(105,792)	0	0.0
(OEDIT) FY20-21 R7 Creative Districts interest	(10,786)	0	(10,786)	0	0	0.0
(OIT) FY20-21 R4 Customer focused tools	(9,632)	0	0	(9,632)	0	0.0
(OIT) FY20-21 R5 Disaster recovery staff	(9,403)	0	0	(9,403)	0	0.0
<b>TOTAL</b>	<b>\$7,764,607</b>	<b>\$7,218,172</b>	<b>(\$10,786)</b>	<b>\$557,221</b>	<b>\$0</b>	<b>2.5</b>

**CENTRALLY APPROPRIATED LINE ITEMS:** The request includes an increase of \$4.4 million total funds, including an increase of \$2.4 million General Fund, for adjustments to centrally appropriated line items for the following: state contributions for health, life, and dental benefits; merit pay; salary survey; short-term disability; supplemental state contributions to the Public Employees' Retirement Association (PERA) pension fund; shift differential; indirect cost assessments, vehicle lease payments; workers' compensation; legal services; payment to risk management and property funds; Capitol Complex leased space; and Payments to OIT.

**NON-PRIORITIZED REQUEST ITEMS:** The request includes an increase of \$2.1 million total funds including a net decrease of \$44,312, for the following non-prioritized request items, which are linked to decision items in other departments and common policy decisions.

NON-PRIORITIZED REQUEST ITEMS						
	TOTAL FUNDS	GENERAL FUND	CASH FUNDS	REAPPROPRIATED FUNDS	FEDERAL FUNDS	FTE
(OIT) HCPF Behavioral Health claims process	\$2,223,000	\$0	\$0	\$2,223,000	\$0	0.0
(OIT) HCPF Patient access and interoperability	150,000	0	0	150,000	0	0.0
(GOV) DPA Center for Organizational Effectiveness	12,699	3,162	0	9,537	0	0.0
(OIT) DPA printing and mailing for DOR	(250,574)	0	0	(250,574)	0	(3.5)

NON-PRIORITIZED REQUEST ITEMS						
	TOTAL FUNDS	GENERAL FUND	CASH FUNDS	REAPPROPRIATED FUNDS	FEDERAL FUNDS	FTE
(GOV) OIT Budget request package	(47,474)	(47,474)	0	0	0	0.0
<b>TOTAL</b>	<b>\$2,087,651</b>	<b>(\$44,312)</b>	<b>\$0</b>	<b>\$2,131,963</b>	<b>\$0</b>	<b>(3.5)</b>

**ANNUALIZE PRIOR YEAR LEGISLATION:** The request includes a net decrease of just less than \$5.0 million total funds, including a decrease of \$6.2 million General Fund to reflect the out-year impact of bills passed in previous sessions, summarized in the following table.

ANNUALIZE PRIOR YEAR LEGISLATION						
	TOTAL FUNDS	GENERAL FUND	CASH FUNDS	REAPPROPRIATED FUNDS	FEDERAL FUNDS	FTE
HB20-1379 Suspend PERA direct distribution	\$2,427,624	\$230,830	\$58,019	\$2,138,775	\$0	0.0
HB20-1153 Partnership for CO Jobs	27,906	0	27,906	0	0	0.1
SB18-200 PERA unfunded liability	6,234	561	149	5,439	85	0.0
SB19-006 E-Sales and Use Tax Simplification	(6,447,552)	(6,447,552)	0	0	0	0.0
SB19-005 Import Canadian Prescription Medication	(296,160)	0	0	(296,160)	0	0.0
HB18-1323 Pay for Success pilot	(264,656)	0	(264,656)	0	0	0.0
SB20-162 Federal Family First	(242,250)	0	0	(242,250)	0	0.0
SB19-073 Medical Directive System	(126,456)	0	0	(126,456)	0	0.0
HB19-1287 Opioids and Substance-use Treatment	(32,611)	0	0	(32,611)	0	(0.3)
SB20-163 School Immunizations	(8,664)	0	0	(8,664)	0	0.0
<b>TOTAL</b>	<b>(\$4,956,585)</b>	<b>(\$6,216,161)</b>	<b>(\$178,582)</b>	<b>\$1,438,073</b>	<b>\$85</b>	<b>(0.2)</b>

## BUDGET REQUESTS IMPACTING FY 2020-21 – COVID-19 STIMULUS PACKAGE

The Governor’s 2020 budget request includes items that will be formally submitted for consideration during the supplemental budget cycle that starts in January. These items reflect the Governor’s FY 2020-21 COVID-19 Stimulus Package.

During the annual supplemental budget cycle, the Joint Budget Committee (JBC) does not have the same opportunity to discuss issues of interest directly with state agency staff as it does with budget requests submitted in November. Many of the proposed FY 2020-21 stimulus requests include substantial investments of General Fund. Committee members are encouraged to raise questions related to these proposals during this JBC staff briefing so that staff can include these items on the agency’s budget hearing agenda. Beyond investigating the details or concerns with proposed changes, no action is required to be taken by the JBC at this time.

FY 2020-21 COVID-19 STIMULUS PROPOSAL -- TO BE ACTED ON IN JANUARY 2021 <sup>1</sup>						
	TOTAL FUNDS	GENERAL FUND	CASH FUNDS	REAPPROPRIATED FUNDS	FEDERAL FUNDS	FTE
<b>FY 2020-21 APPROPRIATION</b>						
HB 20-1360 (Long Bill)	\$340,715,119	\$42,892,873	\$0	\$290,931,655	\$6,890,591	1,151.5
Other legislation	1,475,295	0	0	1,475,295	0	2.3
<b>TOTAL</b>	<b>\$342,190,414</b>	<b>\$42,892,873</b>	<b>\$0</b>	<b>\$292,406,950</b>	<b>\$6,890,591</b>	<b>1,153.8</b>
<b>FY 2020-21 PROPOSED COVID-19 STIMULUS PACKAGE</b>						
FY 2020-21 Appropriation	\$342,190,414	\$42,892,873	\$0	\$292,406,950	\$6,890,591	1,153.8
<b>COLORADO ENERGY OFFICE (CEO)</b>						
CEO S1 Clean Energy Finance Stimulus	40,000,000	40,000,000	0	0	0	0.0
<b>OFFICE OF ECONOMIC DEVELOPMENT AND INTERNATIONAL TRADE (OEDIT)</b>						
OEDIT S1 Creation of Colorado Startup Loan Fund	30,000,000	30,000,000	0	0	0	0.0
OEDIT S2 One-Time Infusion to Advanced Industries Accelerator Grant Program	10,000,000	10,000,000	0	0	0	0.0
OEDIT S3 One-Time Infusion to Strategic Fund	15,000,000	15,000,000	0	0	0	0.0
OEDIT S4 Restaurant, Bar, and Small Business Relief Package	105,000,000	105,000,000	0	0	0	0.0
Funding for Business Relief addressed during the December 2020 Special Session (HB 20B-1001 and SB20B-001)	(105,000,000)	(105,000,000)	0	0	0	0.0
<i>OEDIT Subtotal</i>	<i>\$55,000,000</i>	<i>\$55,000,000</i>	<i>\$0</i>	<i>\$0</i>	<i>\$0</i>	<i>0.0</i>
<b>OFFICE OF INFORMATION TECHNOLOGY (OIT)</b>						
OIT S1 Statewide Broadband Initiatives	160,000,000	160,000,000	0	0	0	0.0
Funding for Broadband addressed during the December 2020 Special Session (HB 20B-1001)	(20,000,000)	(20,000,000)	0	0	0	0.0
<i>OIT Subtotal</i>	<i>\$140,000,000</i>	<i>\$140,000,000</i>	<i>\$0</i>	<i>\$0</i>	<i>\$0</i>	<i>0.0</i>

**FY 2020-21 COVID-19 STIMULUS PROPOSAL -- TO BE ACTED ON IN JANUARY 2021<sup>1</sup>**

	TOTAL FUNDS	GENERAL FUND	CASH FUNDS	REAPPROPRIATED FUNDS	FEDERAL FUNDS	FTE
<b>TOTAL</b>	<b>\$577,190,414</b>	<b>\$277,892,873</b>	<b>\$0</b>	<b>\$292,406,950</b>	<b>\$6,890,591</b>	<b>1,153.8</b>
<b>INCREASE/(DECREASE)</b>	\$235,000,000	\$235,000,000	\$0	\$0	\$0	0.0
Percentage Change	68.7%	547.9%	n/a	0.0%	0.0%	0.0%

<sup>1</sup> The General Fund amounts listed for the COVID-19 Stimulus Package above are reflected as General Fund appropriations, even if the proposal involves the *transfer* of General Fund to another fund. Details about the proposed funding mechanism are described below. The proposed Stimulus Package also includes budget requests for FY 2021-22, which do not appear in this table. Current request items are included in the Summary: FY 2020-21 Appropriation & FY 2021-22 Request table above.

**FY 2020-21 COVID-19 STIMULUS ITEM DESCRIPTIONS**

**CEO S1 CLEAN ENERGY FINANCE:** The request includes requests a transfer of \$40,000,000 General Fund to the Energy Fund (24-38.5-102.4 C.R.S.) to invest in market-proven clean energy finance programs that will help stimulate Colorado’s economy and build back better than before. Lack of accessible and affordable capital is one of the largest market barriers to increasing investments in renewable energy, energy efficiency, and electric vehicles. To address this, CEO operates public-private partnership programs that facilitate private capital investments into clean energy technologies. This stimulus funding would provide one-time investments into these established and market-proven programs, allowing for the deployment of limited state dollars to leverage significantly larger amounts of private capital. To expedite results expected from this investment, CEO expects that funds provided can be deployed into existing financing entities or programs by the end of FY 2020-21. These programs include the Colorado Clean Energy Fund (CCEF), the Colorado New Energy Improvement District, and CEO’s RENU loan program to scale their impact and drive economic activity in their sectors.

**OEDIT S1 CREATION OF COLORADO STARTUP LOAN FUND:** The request includes a one-time transfer of General Fund into its Strategic Fund, for the creation of the Colorado Startup Loan Fund. This fund will provide lending capital to historically underserved entrepreneurs, including women, people of color, veterans, and rural residents, as well as entrepreneurs bankrupted or shut down as a result of COVID-19. As part of the Governor’s stimulus package proposal, this request provides direct financial support for starting up new businesses to fill the needs created by business closures due to COVID-19. The Office would prioritize funding new businesses, though some could also go to restart businesses that were temporarily closed but capable of resuming operations.

**OEDIT S2 ONE-TIME INFUSION TO ADVANCED INDUSTRIES ACCELERATOR GRANT PROGRAM:** The request includes a one-time transfer of \$10.0 million in General Fund to the Advanced Industries Accelerator Grant Program Cash Fund to promote Colorado’s economic and public health recovery efforts. As part of the Governor’s stimulus package proposal, this request provides financial support for businesses that can accelerate Colorado’s recovery by creating high-paying jobs, directly contribute to our public health efforts, and help maintain our diversified economy. This program requires a match rate from outside investors that equals twice the amount provided by the grant, thereby bringing additional new money into the economy, which will be particularly beneficial leading into recovery from the pandemic recession.

**OEDIT S3 ONE-TIME INFUSION TO STRATEGIC FUND:** The request includes one-time transfer of \$15.0 million General Fund to the Strategic Fund. OEDIT intends to leverage unique economic development opportunities by providing cash incentives to businesses that will provide significant

numbers of new jobs and stimulate investment in the Colorado economy. As part of the Governor's stimulus package proposal, this request provides the resources to attract a large headquarters or support other efforts that create net new jobs and will bolster the economy in an expedient manner.

**OEDIT S4 RESTAURANT, BAR, AND SMALL BUSINESS RELIEF PACKAGE:** The request includes a legislative placeholder asking for \$105.0 million General Fund to provide a one-time stimulus for restaurants, bars, and other small businesses via sales tax retention. Items included in this request were completely dispensed with during special session via passage of S.B. 20B-001 and H.B. 20B-1001.

**OIT S1 STATEWIDE BROADBAND INITIATIVES:** Documents provided along with the November 2, 2020 budget submission identified a forthcoming FY 2020-21 supplemental request for \$160.0 million General Fund to address lacking broadband infrastructure throughout Colorado. The Governor's Office and the Office of Information Technology are still determining exactly how this request will be implemented, but, to prioritize expedited disbursement of relief support, broadband programs already in place in other agencies may already have legal authority to make grants from similar purposes, but is unable to make grants due to lacking funds. To complicate an incomplete request further, \$20.0 million of the initial \$160.0 million requested was included in H.B. 20B-1001 and appropriated to the Department of Education, which was adopted during the December 2020 Special Session. OIT indicated to JBC staff that while this item may have appeared in other agencies JBC staff briefings, the coordination of efforts to increase broadband access, if approved, is OIT's responsibility.

## INFORMATIONAL ISSUE: 2020 SESSION BUDGET BALANCING ACTIONS

In response to the budget challenges in the 2020 Session, the Joint Budget Committee and the General Assembly took actions that reduced FY 2020-21 appropriations to the Department by \$8.1 million total funds and \$6.2 million General Fund. The General Assembly's actions made an additional \$3.2 million available for balancing purposes by reducing cash funds appropriations. These adjustments contributed to the net decrease in the Department's General Fund and total funds budget for FY 2020-21.

### SUMMARY

#### *FY 2020-21 Budget*

- For FY 2020-21, the General Assembly's actions included \$4.2 million in General Fund reductions in the Department of Law, although increases in cash funds appropriations offset \$2.4 million of that decrease for specific programs.
- The FY 2020-21 balancing actions also included \$1.7 million in cash funds reductions that made those revenues (from the Marijuana Tax Cash Fund and tobacco litigation funds) available for budget balancing outside of the Department.
- The Department's budget request for FY 2020-21 asks the JBC to reinstate some one-time funding reductions discussed below, but have also asked that others be continued for one additional year.

### DISCUSSION

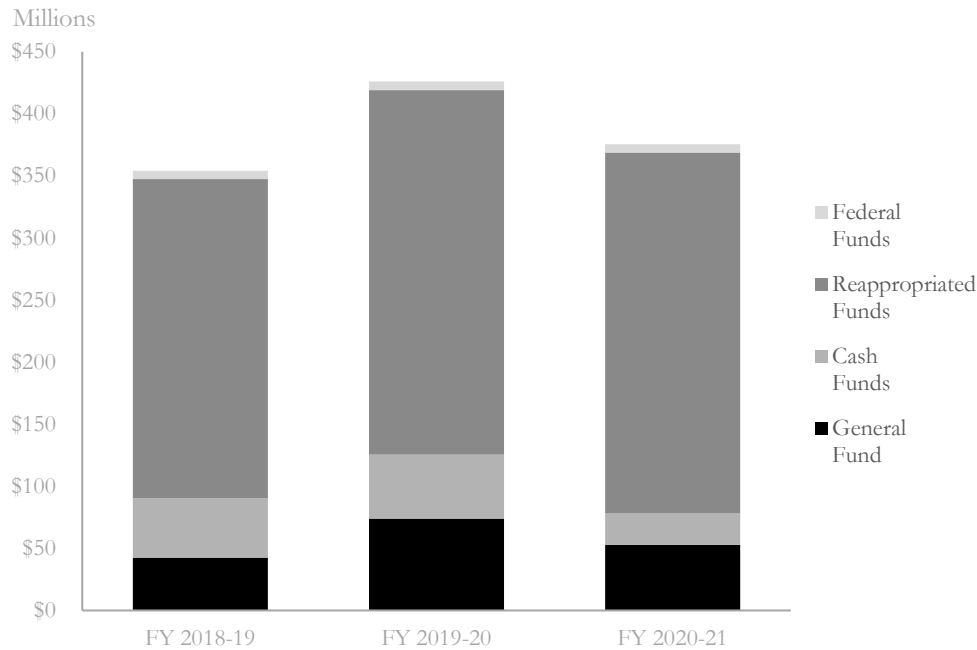
Confronting the budget challenges of the 2020 legislative session, the Committee and the General Assembly took a variety of budget balancing actions in the Office of the Governor for FY 2020-21.

*FY 2018-19 to FY 2019-20:* Appropriations to the Office increased by \$51.1 million total funds from FY 2018-19 to FY 2019-20, including an increase of \$10.6 million General Fund. Reappropriated funds received for the provision of services related to information technology to other state agencies accounted for the majority of the increase in total funding for FY 2019-20, while nearly all of the General Fund increase was related funding technology components required under S.B. 19-006 (e-Sales and Use Tax Simplification)

*FY 2019-20 to FY 2020-21:* Facing revenue challenges for FY 2020-21, the General Assembly took a variety of actions to both reduce the Department's General Fund appropriations and to make other revenues available for balancing purposes. While the Department's *total* budget decreased by \$50.6 million from FY 2019-20 to FY 2020-21, the General Fund appropriation decreased by \$21.1 million.

The following graph shows the Department's annual appropriations for FY 2018-19 through FY 2020-21. A table with appropriations detail by major fund source follows the graph. Please note that the FY 2019-20 appropriations include the adjustments and reductions made during the 2020 Session.

## Recent Office of the Governor Appropriations



OFFICE OF THE GOVERNOR APPROPRIATIONS FY 2018-19 THROUGH FY 2020-21						
	TOTAL FUNDS	GENERAL FUND	CASH FUNDS	REAPPROPRIATED FUNDS	FEDERAL FUNDS	FTE
FY 2018-19 Final	\$354,039,376	\$42,508,950	\$47,889,843	\$256,873,308	\$6,767,275	1,102.8
FY 2019-20 Adjusted	426,015,599	73,898,493	51,577,746	293,687,073	6,852,287	1,161.7
FY 2020-21	375,448,511	52,762,694	25,289,951	290,822,049	6,573,817	1,178.9
Change from FY 2019-20 to FY 2020-21	(\$50,567,088)	(\$21,135,799)	(\$26,287,795)	(\$2,865,024)	(\$278,470)	6.5
Percent change FY 2019-20 to FY 2020-21	(11.9%)	(28.6%)	(51.0%)	(1.0%)	(4.1%)	0.6%

### SUMMARY OF 2020 SESSION BUDGET BALANCING APPROPRIATION CHANGES

The following table summarizes the budget balancing actions that impacted appropriations to the Department of Law for both FY 2019-20 and FY 2020-21, including actions taken through the Long Bill and other legislation.

Please note:

- Unless otherwise indicated, JBC Staff assumes that the FY 2020-21 adjustments are ongoing for FY 2021-22. Staff has noted where the Committee (or the General Assembly) specifically designated actions as one-time in nature. Staff has also noted whether the Governor’s budget request proposes to continue the reduction in FY 2021-22 or restore the funding.
- The table only reflects balancing actions that specifically changed appropriations. The cash fund reductions in the table below that do not have an associated GF reduction were part of actions to make additional resources available for budget balancing purposes outside of the Governor’s Office.



- Actions to increase available revenues (such as transfers from cash funds to the General Fund) are not included in this table and are discussed in a separate section.

2020 SESSION BUDGET BALANCING APPROPRIATION CHANGES – OFFICE OF THE GOVERNOR <sup>a</sup>						
	TOTAL FUNDS	GENERAL FUND	CASH FUNDS	REAPPROPRIATED FUNDS	FEDERAL FUNDS	FTE
<b>FY 2019-20 APPROPRIATION BALANCING ITEMS:</b>						
None taken	\$0	\$0	\$0	\$0	\$0	0.0
<b>TOTAL</b>	<b>\$0</b>	<b>\$0</b>	<b>\$0</b>	<b>\$0</b>	<b>\$0</b>	<b>0.0</b>
<b>FY 2020-21 APPROPRIATION BALANCING ITEMS:</b>						
<b>Appropriation Reductions</b>						
Fund CO Digital Services through common policy and not General Fund	\$0	(\$1,240,560)	\$0	\$1,240,560	\$0	0.0
Eliminate spending authority for Technology Advancement and Emergency Fund due to fund repeal	(3,200,000)	0	(3,200,000)	0	0	0.0
PERA direct distribution (HB 20-1379) <sup>b</sup>	(2,427,624)	(230,830)	(58,019)	(2,138,775)	(58,019)	
Suspend GF for Colorado Tourism Office promotion	(2,000,000)	(2,000,000)	0	0	0	0.0
Travel and Tourism program reductions recommended by OEDIT	(1,945,976)	(1,945,976)	0	0	0	0.0
HLD decrease/personal services base reduction	(714,506)	(714,506)	0	0	0	0.0
Suspend GF for Colorado Film Office	(500,000)	(500,000)	0	0	0	0.0
Suspend GF for Destination Development program	(500,000)	(500,000)	0	0	0	0.0
<b>Subtotal - Appropriation Reductions</b>	<b>(\$4,620,655)</b>	<b>(\$2,140,854)</b>	<b>(\$1,822,419)</b>	<b>(\$657,382)</b>	<b>\$0</b>	<b>0.0</b>
<b>Fund Source Adjustments</b>						
None modified	0	0	0	0	0	0.0
<b>Subtotal - Fund Source Adjustments</b>	<b>\$0</b>	<b>\$0</b>	<b>\$0</b>	<b>\$0</b>	<b>\$0</b>	<b>0.0</b>
<b>TOTAL</b>	<b>(\$4,620,655)</b>	<b>(\$2,140,854)</b>	<b>(\$1,822,419)</b>	<b>(\$657,382)</b>	<b>\$0</b>	<b>0.0</b>
<b>BALANCING ITEMS AS PERCENTAGE OF TOTAL APPROPRIATION:</b>						
FY 2019-20 Appropriation	\$92,486,498	\$18,867,152	\$17,688,477	\$53,606,154	\$2,324,715	513.5
FY 2020-21 Appropriation	\$91,571,561	\$14,284,514	\$19,457,503	\$55,459,309	\$2,370,235	518.0
FY 2020-21 Actions as Percentage of FY 2019-20 Appropriation	(5.0%)	(21.5%)	0.5%	(1.2%)	0.0%	(1.7%)

<sup>a</sup> Unless otherwise indicated, actions were reflected in the Long Bill (H.B. 20-1360)

<sup>b</sup> House Bill 20-1379 eliminated PERA Direct Distribution appropriations for all departments.

<sup>c</sup> This adjustment required statutory change and was made in H.B. 20-1369. Please note that this is a one-time reduction pursuant to the statutory change in the bill. Continuing this reduction in FY 2021-22 would require further statutory change.

## FY 2020-21 APPROPRIATION – APPROPRIATION REDUCTIONS

**FUND CO DIGITAL SERVICES THROUGH COMMON POLICY AND NOT GENERAL FUND:** The appropriation includes refinancing General Fund approved for the Colorado Digital Services initiative to instead be allocated to the OIT common policy to split costs among user-agencies. The refinance allowed for an additional \$1.2 million General Fund to be available for balancing actions.

**ELIMINATE SPENDING AUTHORITY FOR TECHNOLOGY ADVANCEMENT AND EMERGENCY FUND DUE TO FUND REPEAL:** The appropriation eliminates future spending authority from the

Technology Advancement and Emergency Fund the balance of which was transferred to the General Fund in FY 2019-20.

**SUSPEND GF FOR COLORADO TOURISM OFFICE PROMOTION:** The appropriation includes a one-time suspension of \$2,000,000 General Fund that had previously been appropriated for Colorado Tourism Office for Colorado promotion.

**TRAVEL AND TOURISM PROGRAM REDUCTIONS RECOMMENDED BY OEDIT:** The appropriation includes one-time reductions of \$1,945,976 General Fund, which represent budget reductions identified by the Office of Economic Development and International Trade.

**HLD DECREASE/PERSONAL SERVICES BASE REDUCTION:** The appropriation reduced appropriations for health, life, and dental insurance by \$714,506 General Fund in lieu of a 5.0 percent personal services base reduction. For FY 2021-22, the Department request continues this reduction.

**SUSPEND GF FOR COLORADO FILM OFFICE:** The appropriation includes a one-time reduction of \$500,000 General Fund for the Colorado Office of Film, Television, and Media.

**SUSPEND GF FOR DESTINATION DEVELOPMENT PROGRAM:** The appropriation includes a one-time reduction of \$500,000 General Fund for the Destination Development program.

APPENDIX A  
NUMBERS PAGES  
(DIGITAL ONLY)

Appendix A details actual expenditures for the last two fiscal years, the appropriation for the current fiscal year, and the requested appropriation for next fiscal year. This information is listed by line item and fund source. *Appendix A is only available in the online version of this document.*

## Appendix A: Numbers Pages

	FY 2018-19 Actual	FY 2019-20 Actual	FY 2020-21 Appropriation	FY 2021-22 Request	Request vs. Appropriation
--	----------------------	----------------------	-----------------------------	-----------------------	------------------------------

### GOVERNOR - LIEUTENANT GOVERNOR - STATE PLANNING AND BUDGETING

Jared Polis, Governor

#### (1) OFFICE OF THE GOVERNOR

Includes the core functions of a traditional executive director's office and the Colorado Energy Office.

##### (A) Governor's Office

Administration of Governor's Office and Residence	<u>3,659,689</u>	<u>4,063,636</u>	<u>4,265,630</u>	<u>4,268,016</u>	
FTE	35.8	34.9	35.8	35.9	
General Fund	3,164,246	3,515,720	3,615,720	3,615,720	
Cash Funds	65,070	106,912	208,906	211,292	
Reappropriated Funds	430,373	441,004	441,004	441,004	
Discretionary Fund	<u>19,500</u>	<u>19,500</u>	<u>19,500</u>	<u>19,500</u>	
General Fund	19,500	19,500	19,500	19,500	
Mansion Activity Fund	<u>205,337</u>	<u>263,266</u>	<u>263,266</u>	<u>263,266</u>	
Cash Funds	205,337	263,266	263,266	263,266	

<b>SUBTOTAL - (A) Governor's Office</b>	3,884,526	4,346,402	4,548,396	4,550,782	0.1%
FTE	<u>35.8</u>	<u>34.9</u>	<u>35.8</u>	<u>35.9</u>	0.3%
General Fund	3,183,746	3,535,220	3,635,220	3,635,220	0.0%
Cash Funds	270,407	370,178	472,172	474,558	0.5%
Reappropriated Funds	430,373	441,004	441,004	441,004	0.0%

## Appendix A: Numbers Pages

	FY 2018-19 Actual	FY 2019-20 Actual	FY 2020-21 Appropriation	FY 2021-22 Request	Request vs. Appropriation
<b>(B) Special Purpose</b>					
Health, Life, and Dental	<u>1,244,898</u>	<u>1,583,185</u>	<u>1,094,157</u>	<u>1,856,787</u>	
General Fund	624,179	818,536	436,634	1,085,357	
Cash Funds	192,439	422,074	347,069	353,984	
Reappropriated Funds	214,043	139,287	222,275	215,081	
Federal Funds	214,237	203,288	88,179	202,365	
Short-term Disability	<u>21,185</u>	<u>24,160</u>	<u>20,098</u>	<u>24,196</u>	
General Fund	10,639	11,977	12,194	14,484	
Cash Funds	3,038	6,752	3,857	4,214	
Reappropriated Funds	4,689	2,673	3,119	3,086	
Federal Funds	2,819	2,758	928	2,412	
S.B. 04-257 Amortization Equalization Disbursement	<u>632,711</u>	<u>718,726</u>	<u>621,959</u>	<u>756,121</u>	
General Fund	321,282	356,323	384,673	452,618	
Cash Funds	84,720	200,886	114,387	131,690	
Reappropriated Funds	141,590	79,494	95,392	96,433	
Federal Funds	85,119	82,023	27,507	75,380	
S.B. 06-235 Supplemental Amortization Equalization Disbursement	<u>632,818</u>	<u>718,726</u>	<u>621,959</u>	<u>756,121</u>	
General Fund	321,282	356,323	384,673	452,618	
Cash Funds	84,827	200,886	114,387	131,690	
Reappropriated Funds	141,590	79,494	95,392	96,433	
Federal Funds	85,119	82,023	27,507	75,380	

## Appendix A: Numbers Pages

	FY 2018-19 Actual	FY 2019-20 Actual	FY 2020-21 Appropriation	FY 2021-22 Request	Request vs. Appropriation
PERA Direct Distribution	<u>0</u>	<u>395,560</u>	<u>0</u>	<u>382,791</u>	
General Fund	0	241,250	0	267,302	
Cash Funds	0	110,549	0	66,669	
Reappropriated Funds	0	43,761	0	48,820	
Federal Funds	0	0	0	0	
Workers' Compensation	<u>56,125</u>	<u>47,029</u>	<u>34,200</u>	<u>27,284</u>	
General Fund	39,647	33,222	24,242	19,340	
Reappropriated Funds	16,478	13,807	9,958	7,944	
Legal Services	<u>308,832</u>	<u>48,959</u>	<u>122,188</u>	<u>577,676</u>	
General Fund	171,647	24,480	55,626	485,594	
Cash Funds	0	0	10,937	36,457	
Reappropriated Funds	137,185	24,479	55,625	55,625	
Payment to Risk Management and Property Funds	<u>127,315</u>	<u>140,756</u>	<u>192,040</u>	<u>618,628</u>	
General Fund	116,287	70,378	96,020	522,608	
Reappropriated Funds	11,028	70,378	96,020	96,020	
Capitol Complex Leased Space	<u>363,953</u>	<u>326,172</u>	<u>351,307</u>	<u>384,201</u>	
General Fund	262,357	158,553	175,653	192,100	
Reappropriated Funds	101,596	167,619	175,654	192,101	
Payments to OIT	<u>62,586</u>	<u>0</u>	<u>1,043,401</u>	<u>1,267,830</u> *	
General Fund	62,586	0	1,043,401	1,267,830	
Cash Funds	0	0	0	0	
Reappropriated Funds	0	0	0	0	
Federal Funds	0	0	0	0	

## Appendix A: Numbers Pages

	FY 2018-19 Actual	FY 2019-20 Actual	FY 2020-21 Appropriation	FY 2021-22 Request	Request vs. Appropriation
Statewide training	<u>0</u>	<u>0</u>	<u>0</u>	<u>3,162</u> *	
General Fund	0	0	0	3,162	
CORE Operations	<u>79,336</u>	<u>82,875</u>	<u>102,205</u>	<u>103,273</u>	
General Fund	0	0	0	0	
Cash Funds	14,479	13,394	16,487	17,021	
Reappropriated Funds	64,857	56,517	69,661	69,661	
Federal Funds	0	12,964	16,057	16,591	
Indirect Cost Assessment	<u>7,978</u>	<u>7,978</u>	<u>9,619</u>	<u>0</u>	
Cash Funds	7,978	7,978	9,619	0	
Salary Survey	<u>632,818</u>	<u>468,178</u>	<u>0</u>	<u>0</u>	
General Fund	321,282	232,098	0	0	
Cash Funds	84,827	130,844	0	0	
Reappropriated Funds	141,590	51,794	0	0	
Federal Funds	85,119	53,442	0	0	
<b>SUBTOTAL - (B) Special Purpose</b>	4,170,555	4,562,304	4,213,133	6,758,070	60.4%
<i>FTE</i>	<u>0.0</u>	<u>0.0</u>	<u>0.0</u>	<u>0.0</u>	0.0%
General Fund	2,251,188	2,303,140	2,613,116	4,763,013	82.3%
Cash Funds	472,308	1,093,363	616,743	741,725	20.3%
Reappropriated Funds	974,646	729,303	823,096	881,204	7.1%
Federal Funds	472,413	436,498	160,178	372,128	132.3%

## Appendix A: Numbers Pages

	FY 2018-19 Actual	FY 2019-20 Actual	FY 2020-21 Appropriation	FY 2021-22 Request	Request vs. Appropriation
<b>(C) Colorado Energy Office</b>					
Program Administration	<u>12,292,869</u>	<u>6,522,356</u>	<u>6,522,356</u>	<u>6,257,311</u> *	
FTE	26.1	24.8	24.8	24.8	
General Fund	3,010,670	2,890,670	2,890,670	2,625,625	
Cash Funds	2,278,212	0	0	0	
Reappropriated Funds	0	0	0	0	
Federal Funds	7,003,987	3,631,686	3,631,686	3,631,686	
Low-Income Energy Assistance	<u>246,960</u>	<u>6,500,000</u>	<u>6,500,000</u>	<u>6,500,000</u>	
FTE	0.0	0.0	0.0	0.0	
Cash Funds	246,960	6,500,000	6,500,000	6,500,000	
Electric Vehicle Charging Station Grants	<u>236,585</u>	<u>1,036,204</u>	<u>1,036,204</u>	<u>1,036,204</u>	
Cash Funds	236,585	1,036,204	1,036,204	1,036,204	
Legal Services	<u>92,160</u>	<u>195,894</u>	<u>219,328</u>	<u>516,208</u>	
General Fund	92,160	143,516	166,950	463,830	
Federal Funds	0	52,378	52,378	52,378	
Vehicle Lease Payments	<u>3,212</u>	<u>3,036</u>	<u>8,237</u>	<u>8,237</u>	
General Fund	3,212	3,036	8,237	8,237	
Cash Funds	0	0	0	0	
Reappropriated Funds	0	0	0	0	
Federal Funds	0	0	0	0	



## Appendix A: Numbers Pages

	FY 2018-19 Actual	FY 2019-20 Actual	FY 2020-21 Appropriation	FY 2021-22 Request	Request vs. Appropriation
Leased Space	<u>201,645</u>	<u>229,801</u>	<u>229,801</u>	<u>224,318</u>	
General Fund	201,645	229,801	229,801	224,318	
Cash Funds	0	0	0	0	
Reappropriated Funds	0	0	0	0	
Federal Funds	0	0	0	0	
Indirect Cost Assessment	<u>155,460</u>	<u>183,561</u>	<u>221,324</u>	<u>153,808</u>	
General Fund	0	0	37,763	37,763	
Federal Funds	155,460	183,561	183,561	116,045	
<b>SUBTOTAL - (C) Colorado Energy Office</b>	13,228,891	14,670,852	14,737,250	14,696,086	(0.3%)
<i>FTE</i>	<u>26.1</u>	<u>24.8</u>	<u>24.8</u>	<u>24.8</u>	0.0%
General Fund	3,307,687	3,267,023	3,333,421	3,359,773	0.8%
Cash Funds	2,761,757	7,536,204	7,536,204	7,536,204	0.0%
Reappropriated Funds	0	0	0	0	0.0%
Federal Funds	7,159,447	3,867,625	3,867,625	3,800,109	(1.7%)
<b>TOTAL - (1) Office of the Governor</b>	21,283,972	23,579,558	23,498,779	26,004,938	10.7%
<i>FTE</i>	<u>61.9</u>	<u>59.7</u>	<u>60.6</u>	<u>60.7</u>	0.2%
General Fund	8,742,621	9,105,383	9,581,757	11,758,006	22.7%
Cash Funds	3,504,472	8,999,745	8,625,119	8,752,487	1.5%
Reappropriated Funds	1,405,019	1,170,307	1,264,100	1,322,208	4.6%
Federal Funds	7,631,860	4,304,123	4,027,803	4,172,237	3.6%

## Appendix A: Numbers Pages

	FY 2018-19 Actual	FY 2019-20 Actual	FY 2020-21 Appropriation	FY 2021-22 Request	Request vs. Appropriation
--	----------------------	----------------------	-----------------------------	-----------------------	------------------------------

### (2) OFFICE OF THE LIEUTENANT GOVERNOR

Administration	<u>573,546</u>	<u>494,781</u>	<u>394,781</u>	<u>394,781</u>	
FTE	3.3	4.0	4.0	4.0	
General Fund	573,546	494,781	394,781	394,781	
Cash Funds	0	0	0	0	
Reappropriated Funds	0	0	0	0	
Federal Funds	0	0	0	0	
Discretionary Fund	<u>0</u>	<u>2,875</u>	<u>2,875</u>	<u>2,875</u>	
General Fund	0	2,875	2,875	2,875	
Commission of Indian Affairs	<u>149,709</u>	<u>244,291</u>	<u>244,291</u>	<u>244,291</u>	
FTE	1.3	3.0	3.0	3.0	
General Fund	149,709	243,107	243,107	243,107	
Cash Funds	0	1,184	1,184	1,184	
Reappropriated Funds	0	0	0	0	
Federal Funds	0	0	0	0	
Commission on Community Service	<u>0.3.8</u>	<u>200,000</u>	<u>200,000</u>	<u>200,000</u>	
General Fund	0	200,000	200,000	200,000	
Cash Funds	0	0	0	0	
Reappropriated Funds	0	0	0	0	
Federal Funds	0	0	0	0	

## Appendix A: Numbers Pages

	FY 2018-19 Actual	FY 2019-20 Actual	FY 2020-21 Appropriation	FY 2021-22 Request	Request vs. Appropriation
<b>TOTAL - (2) Office of the Lieutenant Governor</b>	723,255	941,947	841,947	841,947	0.0%
<i>FTE</i>	<u>8.4</u>	<u>7.0</u>	<u>7.0</u>	<u>7.0</u>	<u>0.0%</u>
General Fund	723,255	940,763	840,763	840,763	0.0%
Cash Funds	0	1,184	1,184	1,184	0.0%
Reappropriated Funds	0	0	0	0	0.0%
Federal Funds	0	0	0	0	0.0%

## Appendix A: Numbers Pages

	FY 2018-19 Actual	FY 2019-20 Actual	FY 2020-21 Appropriation	FY 2021-22 Request	Request vs. Appropriation
<b>(3) OFFICE OF STATE PLANNING AND BUDGETING</b>					
Personal Services	<u>2,085,757</u>	<u>2,845,409</u>	<u>2,845,409</u>	<u>2,845,409</u>	
FTE	19.1	21.4	21.4	21.4	
General Fund	847,423	1,205,236	1,205,236	1,205,236	
Cash Funds	0	0	0	0	
Reappropriated Funds	1,238,334	1,640,173	1,640,173	1,640,173	
Federal Funds	0	0	0	0	
Operating Expenses	<u>55,205</u>	<u>61,844</u>	<u>61,844</u>	<u>61,844</u>	
General Fund	10,900	10,900	10,900	10,900	
Reappropriated Funds	44,305	50,944	50,944	50,944	
Economic Forecasting Subscriptions	<u>11,386</u>	<u>16,362</u>	<u>16,362</u>	<u>16,362</u>	
Reappropriated Funds	11,386	16,362	16,362	16,362	
Evidence-based Policymaking Evaluation and Support	<u>1,101,804</u>	<u>2,308,439</u>	<u>2,641,991</u>	<u>2,377,335</u>	
General Fund	0	0	0	0	
Cash Funds	1,101,804	2,308,439	2,641,991	2,377,335	
Reappropriated Funds	0	0	0	0	
Federal Funds	0	0	0	0	
<b>TOTAL - (3) Office of State Planning and Budgeting</b>	3,254,152	5,232,054	5,565,606	5,300,950	(4.8%)
FTE	<u>19.1</u>	<u>21.4</u>	<u>21.4</u>	<u>21.4</u>	0.0%
General Fund	858,323	1,216,136	1,216,136	1,216,136	0.0%
Cash Funds	1,101,804	2,308,439	2,641,991	2,377,335	(10.0%)
Reappropriated Funds	1,294,025	1,707,479	1,707,479	1,707,479	0.0%
Federal Funds	0	0	0	0	0.0%

## Appendix A: Numbers Pages

	FY 2018-19 Actual	FY 2019-20 Actual	FY 2020-21 Appropriation	FY 2021-22 Request	Request vs. Appropriation
<b>(4) ECONOMIC DEVELOPMENT PROGRAMS</b>					
Administration	<u>694,582</u>	<u>783,999</u>	<u>779,414</u>	<u>779,414</u>	
FTE	6.0	6.0	6.0	6.0	
General Fund	689,997	779,414	779,414	779,414	
Cash Funds	2,435	2,435	0	0	
Reappropriated Funds	0	0	0	0	
Federal Funds	2,150	2,150	0	0	
Vehicle Lease Payments	<u>12,006</u>	<u>12,042</u>	<u>19,044</u>	<u>18,056</u>	
General Fund	12,006	12,042	19,044	18,056	
Leased Space	<u>272,733</u>	<u>335,384</u>	<u>341,508</u>	<u>347,632</u>	
General Fund	272,733	335,384	341,508	347,632	
Cash Funds	0	0	0	0	
Reappropriated Funds	0	0	0	0	
Federal Funds	0	0	0	0	
Global Business Development	<u>4,275,477</u>	<u>5,340,052</u>	<u>4,370,052</u>	<u>4,850,052</u>	*
FTE	0.0	24.4	24.4	25.4	
General Fund	3,847,977	4,216,948	3,246,948	3,726,948	
Cash Funds	196,328	573,626	573,626	573,626	
Reappropriated Funds	0	175,000	175,000	175,000	
Federal Funds	231,172	374,478	374,478	374,478	
Office of Outdoor Recreation	<u>0</u>	<u>0</u>	<u>250,000</u>	<u>250,000</u>	*
FTE	0.0	0.0	3.0	3.0	
General Fund	0	0	250,000	250,000	

## Appendix A: Numbers Pages

	FY 2018-19 Actual	FY 2019-20 Actual	FY 2020-21 Appropriation	FY 2021-22 Request	Request vs. Appropriation
Leading Edge Program Grants	<u>103,617</u>	<u>151,407</u>	<u>75,431</u>	<u>75,431</u>	
General Fund	75,976	75,976	0	0	
Cash Funds	27,641	75,431	75,431	75,431	
Reappropriated Funds	0	0	0	0	
Federal Funds	0	0	0	0	
Small Business Development Centers	<u>2,203,422</u>	<u>1,378,946</u>	<u>1,378,946</u>	<u>1,378,946</u>	
FTE	0.0	4.0	4.0	4.0	
General Fund	94,144	94,144	94,144	94,144	
Cash Funds	0	0	0	0	
Reappropriated Funds	0	0	0	0	
Federal Funds	2,109,278	1,284,802	1,284,802	1,284,802	
Colorado Office of Film, Television, and Media	<u>690,799</u>	<u>1,269,525</u>	<u>1,079,856</u>	<u>1,079,856</u>	*
FTE	0.0	4.5	4.5	4.5	
General Fund	540,102	750,000	560,331	560,331	
Cash Funds	150,697	519,525	519,525	519,525	
Reappropriated Funds	0	0	0	0	
Federal Funds	0	0	0	0	
Colorado Promotion - Colorado Welcome Centers	<u>454,129</u>	<u>516,000</u>	<u>500,000</u>	<u>500,000</u>	
FTE	4.3	3.3	3.3	3.3	
General Fund	0	0	500,000	500,000	
Cash Funds	454,129	516,000	0	0	
Reappropriated Funds	0	0	0	0	
Federal Funds	0	0	0	0	

## Appendix A: Numbers Pages

	FY 2018-19 Actual	FY 2019-20 Actual	FY 2020-21 Appropriation	FY 2021-22 Request	Request vs. Appropriation
Colorado Promotion - Other Program Costs	<u>17,980,493</u>	<u>18,579,623</u>	<u>14,528,000</u>	<u>14,528,000</u>	*
FTE	8.6	4.0	4.0	4.0	
General Fund	4,000,000	4,000,000	10,528,000	10,528,000	
Cash Funds	13,980,493	14,579,623	4,000,000	4,000,000	
Reappropriated Funds	0	0	0	0	
Federal Funds	0	0	0	0	
Destination Development Program	<u>808,015</u>	<u>1,100,000</u>	<u>1,200,000</u>	<u>1,200,000</u>	*
General Fund	500,000	500,000	600,000	600,000	
Cash Funds	308,015	600,000	600,000	600,000	
Reappropriated Funds	0	0	0	0	
Federal Funds	0	0	0	0	
Economic Development Commission - General Economic Incentives and Marketing	<u>5,725,132</u>	<u>6,119,456</u>	<u>5,658,237</u>	<u>9,808,237</u>	*
FTE	6.1	5.8	5.8	8.8	
General Fund	5,465,663	5,685,664	5,444,445	5,444,445	
Cash Funds	259,469	433,792	213,792	4,363,792	
Colorado First Customized Job Training	<u>4,500,000</u>	<u>4,500,000</u>	<u>3,500,000</u>	<u>3,500,000</u>	*
General Fund	4,500,000	4,500,000	3,500,000	3,500,000	
CAPCO Administration	<u>85,291</u>	<u>85,291</u>	<u>85,291</u>	<u>85,291</u>	
FTE	0.8	2.0	2.0	2.0	
Reappropriated Funds	85,291	85,291	85,291	85,291	

## Appendix A: Numbers Pages

	FY 2018-19 Actual	FY 2019-20 Actual	FY 2020-21 Appropriation	FY 2021-22 Request	Request vs. Appropriation
Council on Creative Industries	<u>3,276,183</u>	<u>2,788,734</u>	<u>2,002,520</u>	<u>1,991,734</u>	
FTE	5.1	3.0	3.0	3.0	
General Fund	0	0	1,226,000	1,226,000	
Cash Funds	2,555,883	2,023,000	10,786	0	
Reappropriated Funds	0	0	0	0	
Federal Funds	720,300	765,734	765,734	765,734	
Advanced Industries	<u>14,040,766</u>	<u>15,362,210</u>	<u>7,398,000</u>	<u>7,398,000</u>	*
FTE	2.6	2.6	2.6	2.6	
General Fund	0	0	398,000	398,000	
Cash Funds	14,040,766	15,362,210	7,000,000	7,000,000	
Rural Jump Start	<u>80,983</u>	<u>80,983</u>	<u>40,491</u>	<u>40,491</u>	
FTE	0.7	1.0	0.5	0.5	
General Fund	80,983	80,983	40,491	40,491	
Indirect Cost Assessment	<u>339,199</u>	<u>362,993</u>	<u>799,226</u>	<u>602,991</u>	
General Fund	0	0	437,669	504,355	
Cash Funds	339,199	362,993	361,557	98,636	
Small Business COVID-19 Grant Program	<u>0</u>	<u>20,000,000</u>	<u>0</u>	<u>0</u>	
General Fund	0	20,000,000	0	0	
<b>TOTAL - (4) Economic Development Programs</b>	<b>55,542,827</b>	<b>78,766,645</b>	<b>44,006,016</b>	<b>48,434,131</b>	<b>10.1%</b>
<i>FTE</i>	<u>34.2</u>	<u>60.6</u>	<u>63.1</u>	<u>67.1</u>	<u>6.3%</u>
General Fund	20,079,581	41,030,555	27,965,994	28,517,816	2.0%
Cash Funds	32,315,055	35,048,635	13,354,717	17,231,010	29.0%
Reappropriated Funds	85,291	260,291	260,291	260,291	0.0%
Federal Funds	3,062,900	2,427,164	2,425,014	2,425,014	0.0%



## Appendix A: Numbers Pages

	FY 2018-19 Actual	FY 2019-20 Actual	FY 2020-21 Appropriation	FY 2021-22 Request	Request vs. Appropriation
--	----------------------	----------------------	-----------------------------	-----------------------	------------------------------

### (5) OFFICE OF INFORMATION TECHNOLOGY

#### (A) OIT Central Administration

Central Administration	<u>11,747,528</u>	<u>14,109,226</u>	<u>12,229,517</u>	<u>11,917,204</u> *
FTE	87.7	97.5	96.0	104.0
General Fund	30,639	711,061	139,825	139,825
Cash Funds	2,375,319	3,200,000	0	0
Reappropriated Funds	9,341,570	10,198,165	12,089,692	11,777,379
Project Management	<u>5,713,371</u>	<u>8,164,132</u>	<u>6,879,426</u>	<u>0</u>
FTE	46.3	55.0	55.0	0.0
General Fund	0	200,000	184,503	0
Reappropriated Funds	5,713,371	7,964,132	6,694,923	0
Health, Life, and Dental	<u>8,969,578</u>	<u>9,499,456</u>	<u>11,304,660</u>	<u>12,033,844</u> *
General Fund	101,562	91,280	69,187	117,929
Reappropriated Funds	8,868,016	9,408,176	11,235,473	11,915,915
Short-term Disability	<u>127,363</u>	<u>131,262</u>	<u>148,847</u>	<u>135,192</u> *
General Fund	1,414	1,276	2,666	1,268
Reappropriated Funds	125,949	129,986	146,181	133,924
S.B. 04-257 Amortization Equalization Disbursement	<u>3,753,986</u>	<u>3,866,541</u>	<u>4,161,686</u>	<u>4,243,618</u> *
General Fund	41,620	37,719	42,916	39,765
Reappropriated Funds	3,712,366	3,828,822	4,118,770	4,203,853

## Appendix A: Numbers Pages

	FY 2018-19 Actual	FY 2019-20 Actual	FY 2020-21 Appropriation	FY 2021-22 Request	Request vs. Appropriation
S.B. 06-235 Supplemental Amortization Equalization					
Disbursement	<u>3,753,986</u>	<u>3,866,541</u>	<u>4,161,686</u>	<u>4,243,618</u> *	
General Fund	41,620	37,719	42,916	39,765	
Reappropriated Funds	3,712,366	3,828,822	4,118,770	4,203,853	
PERA Direct Distribution	<u>0</u>	<u>2,144,838</u>	<u>0</u>	<u>2,098,021</u>	
General Fund	0	22,113	0	19,620	
Reappropriated Funds	0	2,122,725	0	2,078,401	
Shift Differential	<u>99,153</u>	<u>44,005</u>	<u>84,471</u>	<u>85,592</u>	
General Fund	0	0	0	0	
Reappropriated Funds	99,153	44,005	84,471	85,592	
Workers' Compensation	<u>393,061</u>	<u>329,357</u>	<u>239,514</u>	<u>191,150</u>	
General Fund	0	0	0	0	
Reappropriated Funds	393,061	329,357	239,514	191,150	
Legal Services	<u>53,796</u>	<u>188,495</u>	<u>185,062</u>	<u>206,994</u>	
General Fund	0	0	0	0	
Reappropriated Funds	53,796	188,495	185,062	206,994	
Payment to Risk Management and Property Funds	<u>277,119</u>	<u>304,521</u>	<u>415,471</u>	<u>1,338,437</u>	
General Fund	0	0	0	0	
Reappropriated Funds	277,119	304,521	415,471	1,338,437	
Vehicle Lease Payments	<u>82,065</u>	<u>86,456</u>	<u>109,663</u>	<u>133,767</u>	
General Fund	0	0	0	0	
Reappropriated Funds	82,065	86,456	109,663	133,767	

## Appendix A: Numbers Pages

	FY 2018-19 Actual	FY 2019-20 Actual	FY 2020-21 Appropriation	FY 2021-22 Request	Request vs. Appropriation
Leased Space	<u>3,206,767</u>	<u>3,206,767</u>	<u>3,448,010</u>	<u>2,698,010</u> *	
General Fund	0	0	0	0	
Reappropriated Funds	3,206,767	3,206,767	3,448,010	2,698,010	
Capitol Complex Leased Space	<u>264,631</u>	<u>238,356</u>	<u>257,007</u>	<u>281,222</u>	
General Fund	0	0	0	0	
Reappropriated Funds	264,631	238,356	257,007	281,222	
Payments to OIT	<u>9,251,682</u>	<u>9,251,682</u>	<u>9,251,682</u>	<u>9,251,682</u>	
Reappropriated Funds	9,251,682	9,251,682	9,251,682	9,251,682	
CORE Operations	<u>243,714</u>	<u>211,731</u>	<u>266,348</u>	<u>322,434</u>	
FTE	0.0	0.0	0.0	0.0	
Reappropriated Funds	243,714	211,731	266,348	322,434	
Indirect Cost Assessment	<u>653,337</u>	<u>663,841</u>	<u>763,749</u>	<u>1,000,009</u>	
Reappropriated Funds	653,337	663,841	763,749	1,000,009	
Statewide training	<u>0</u>	<u>0</u>	<u>0</u>	<u>9,537</u> *	
General Fund	0	0	0	0	
Cash Funds	0	0	0	0	
Reappropriated Funds	0	0	0	9,537	
Federal Funds	0	0	0	0	
Salary Survey	<u>2,437,565</u>	<u>2,399,232</u>	<u>0</u>	<u>0</u>	
General Fund	27,051	24,587	0	0	
Reappropriated Funds	2,410,514	2,374,645	0	0	

## Appendix A: Numbers Pages

	FY 2018-19 Actual	FY 2019-20 Actual	FY 2020-21 Appropriation	FY 2021-22 Request	Request vs. Appropriation
Merit Pay	<u>0</u>	<u>0</u>	<u>0</u>	<u>0</u>	
General Fund	0	0	0	0	
Reappropriated Funds	0	0	0	0	
Paid Parental Leave	<u>0</u>	<u>0</u>	<u>0</u>	<u>0</u>	
General Fund	0	0	0	0	
Reappropriated Funds	0	0	0	0	
<b>SUBTOTAL - (A) OIT Central Administration</b>	51,028,702	58,706,439	53,906,799	50,190,331	(6.9%)
<i>FTE</i>	<u>134.0</u>	<u>152.5</u>	<u>151.0</u>	<u>104.0</u>	(31.1%)
General Fund	243,906	1,125,755	482,013	358,172	(25.7%)
Cash Funds	2,375,319	3,200,000	0	0	0.0%
Reappropriated Funds	48,409,477	54,380,684	53,424,786	49,832,159	(6.7%)
Federal Funds	0	0	0	0	0.0%
<b>(B) IT Infrastructure</b>					
Enterprise Solutions	<u>0</u>	<u>0</u>	<u>0</u>	<u>109,440,758</u> *	
FTE	0.0	0.0	0.0	495.0	
General Fund	0	0	0	1,226,701	
Cash Funds	0	0	0	465,340	
Reappropriated Funds	0	0	0	107,748,717	
Federal Funds	0	0	0	0	
Infrastructure Administration	<u>4,871,765</u>	<u>6,822,742</u>	<u>6,978,554</u>	<u>0</u>	
FTE	20.5	31.5	33.0	0.0	
Reappropriated Funds	4,871,765	6,822,742	6,978,554	0	

## Appendix A: Numbers Pages

	FY 2018-19 Actual	FY 2019-20 Actual	FY 2020-21 Appropriation	FY 2021-22 Request	Request vs. Appropriation
Data Center Services	<u>801,539</u>	<u>822,021</u>	<u>842,880</u>	<u>0</u>	
FTE	8.8	8.0	8.0	0.0	
Reappropriated Funds	801,539	822,021	842,880	0	
Mainframe Services	<u>3,894,866</u>	<u>4,454,265</u>	<u>4,292,428</u>	<u>0</u>	
FTE	31.0	31.0	31.0	0.0	
Cash Funds	0	2,328	2,328	0	
Reappropriated Funds	3,894,866	4,451,937	4,290,100	0	
Server Management	<u>18,114,150</u>	<u>23,858,358</u>	<u>22,032,190</u>	<u>0</u>	
FTE	62.1	85.5	88.0	0.0	
Reappropriated Funds	18,114,150	23,858,358	22,032,190	0	
<b>SUBTOTAL - (B) IT Infrastructure</b>	<b>27,682,320</b>	<b>35,957,386</b>	<b>34,146,052</b>	<b>109,440,758</b>	<b>220.5%</b>
FTE	<u>122.4</u>	<u>156.0</u>	<u>160.0</u>	<u>495.0</u>	<u>209.4%</u>
General Fund	0	0	0	1,226,701	0.0%
Cash Funds	0	2,328	2,328	465,340	19888.8%
Reappropriated Funds	27,682,320	35,955,058	34,143,724	107,748,717	215.6%
Federal Funds	0	0	0	0	0.0%

### (C) Network Services

Network Administration	<u>3,368,907</u>	<u>4,050,938</u>	<u>3,896,617</u>	<u>0</u>	
FTE	2.5	5.0	5.0	0.0	
Reappropriated Funds	3,368,907	4,050,938	3,896,617	0	
Colorado State Network Core	<u>5,801,371</u>	<u>7,538,977</u>	<u>6,148,106</u>	<u>0</u>	
FTE	35.6	37.0	37.0	0.0	
Reappropriated Funds	5,801,371	7,538,977	6,148,106	0	

## Appendix A: Numbers Pages

	FY 2018-19 Actual	FY 2019-20 Actual	FY 2020-21 Appropriation	FY 2021-22 Request	Request vs. Appropriation
Colorado State Network Circuits	<u>6,988,155</u>	<u>7,080,410</u>	<u>8,211,310</u>	<u>0</u>	
Reappropriated Funds	6,988,155	7,080,410	8,211,310	0	
Voice and Data Services	<u>9,431,519</u>	<u>13,699,921</u>	<u>12,220,604</u>	<u>0</u>	
FTE	11.9	12.0	12.0	0.0	
Cash Funds	0	1,200,000	0	0	
Reappropriated Funds	9,431,519	12,499,921	12,220,604	0	
Public Safety Network	<u>20,531,470</u>	<u>24,844,185</u>	<u>22,919,273</u>	<u>20,870,673</u> *	
FTE	44.6	54.0	54.0	54.0	
General Fund	9,200,000	9,200,000	7,200,000	7,200,000	
Cash Funds	0	48,600	48,600	0	
Reappropriated Funds	11,331,470	15,474,585	15,549,673	13,549,673	
Federal Funds	0	121,000	121,000	121,000	
<b>SUBTOTAL - (C) Network Services</b>	<b>46,121,422</b>	<b>57,214,431</b>	<b>53,395,910</b>	<b>20,870,673</b>	<b>(60.9%)</b>
<i>FTE</i>	<u>94.6</u>	<u>108.0</u>	<u>108.0</u>	<u>54.0</u>	<b>(50.0%)</b>
General Fund	9,200,000	9,200,000	7,200,000	7,200,000	0.0%
Cash Funds	0	1,248,600	48,600	0	(100.0%)
Reappropriated Funds	36,921,422	46,644,831	46,026,310	13,549,673	(70.6%)
Federal Funds	0	121,000	121,000	121,000	0.0%

### (D) Information Security

Information Security	<u>0</u>	<u>0</u>	<u>0</u>	<u>14,173,112</u> *	
FTE	0.0	0.0	0.0	51.0	
Reappropriated Funds	0	0	0	14,173,112	

## Appendix A: Numbers Pages

	FY 2018-19 Actual	FY 2019-20 Actual	FY 2020-21 Appropriation	FY 2021-22 Request	Request vs. Appropriation
Security Administration	<u>401,812</u>	<u>422,126</u>	<u>425,898</u>	<u>0</u>	
FTE	3.0	3.0	3.0	0.0	
Reappropriated Funds	401,812	422,126	425,898	0	
Security Governance	<u>6,926,934</u>	<u>7,151,449</u>	<u>7,189,941</u>	<u>0</u>	
FTE	9.8	6.0	6.0	0.0	
Reappropriated Funds	6,926,934	7,151,449	7,189,941	0	
Security Operations	<u>5,482,932</u>	<u>12,490,924</u>	<u>8,220,564</u>	<u>0</u>	
FTE	35.0	44.0	44.0	0.0	
Reappropriated Funds	5,482,932	12,490,924	8,220,564	0	
<b>SUBTOTAL - (D) Information Security</b>	12,811,678	20,064,499	15,836,403	14,173,112	(10.5%)
FTE	<u>47.8</u>	<u>53.0</u>	<u>53.0</u>	<u>51.0</u>	<u>(3.8%)</u>
Reappropriated Funds	12,811,678	20,064,499	15,836,403	14,173,112	(10.5%)

### (E) Applications

Applications Administration	<u>3,535,216</u>	<u>17,045,550</u>	<u>15,657,798</u>	<u>0</u>	
FTE	13.3	23.1	25.3	0.0	
General Fund	1,313,202	11,279,901	5,476,031	0	
Cash Funds	1,081,345	768,815	616,012	0	
Reappropriated Funds	1,140,669	4,996,834	9,565,755	0	
Shared Services	<u>15,919,416</u>	<u>16,718,087</u>	<u>17,554,359</u>	<u>0</u>	
FTE	73.5	112.0	112.0	0.0	
Reappropriated Funds	15,919,416	16,718,087	17,554,359	0	

## Appendix A: Numbers Pages

	FY 2018-19 Actual	FY 2019-20 Actual	FY 2020-21 Appropriation	FY 2021-22 Request	Request vs. Appropriation
Agency Services	<u>21,567,420</u>	<u>28,807,966</u>	<u>28,497,134</u>	<u>0</u>	
FTE	182.8	189.9	199.0	0.0	
Reappropriated Funds	21,567,420	28,807,966	28,497,134	0	
Colorado Benefits Management System	<u>61,180,020</u>	<u>66,653,122</u>	<u>65,876,551</u>	<u>68,249,551</u>	*
FTE	42.8	49.5	49.5	49.5	
Cash Funds	(1,997,799)	0	0	0	
Reappropriated Funds	63,177,819	66,653,122	65,876,551	68,249,551	
<b>SUBTOTAL - (E) Applications</b>	102,202,072	129,224,725	127,585,842	68,249,551	(46.5%)
<i>FTE</i>	<u>312.4</u>	<u>374.5</u>	<u>385.8</u>	<u>49.5</u>	<u>(87.2%)</u>
General Fund	1,313,202	11,279,901	5,476,031	0	(100.0%)
Cash Funds	(916,454)	768,815	616,012	0	(100.0%)
Reappropriated Funds	101,805,324	117,176,009	121,493,799	68,249,551	(43.8%)

### (F) End User Services

Customer Service and Support	<u>0</u>	<u>0</u>	<u>0</u>	<u>25,886,871</u>	*
FTE	0.0	0.0	0.0	271.0	
General Fund	0	0	0	184,503	
Reappropriated Funds	0	0	0	25,702,368	
End User Administration	<u>214,585</u>	<u>333,509</u>	<u>341,410</u>	<u>0</u>	
FTE	2.0	2.0	2.0	0.0	
Reappropriated Funds	214,585	333,509	341,410	0	
Service Desk Services	<u>2,886,379</u>	<u>4,090,379</u>	<u>4,125,962</u>	<u>0</u>	
FTE	37.1	48.0	48.0	0.0	
Reappropriated Funds	2,886,379	4,090,379	4,125,962	0	



## Appendix A: Numbers Pages

	FY 2018-19 Actual	FY 2019-20 Actual	FY 2020-21 Appropriation	FY 2021-22 Request	Request vs. Appropriation
Deskside Support Services	<u>9,179,662</u>	<u>9,949,347</u>	<u>10,237,262</u>	<u>0</u>	
FTE	110.0	116.0	116.0	0.0	
Reappropriated Funds	9,179,662	9,949,347	10,237,262	0	
Email Services	<u>1,846,877</u>	<u>1,954,680</u>	<u>1,960,523</u>	<u>0</u>	
FTE	2.8	3.0	3.0	0.0	
Reappropriated Funds	1,846,877	1,954,680	1,960,523	0	
<b>SUBTOTAL - (F) End User Services</b>	14,127,503	16,327,915	16,665,157	25,886,871	55.3%
FTE	<u>151.9</u>	<u>169.0</u>	<u>169.0</u>	<u>271.0</u>	<u>60.4%</u>
General Fund	0	0	0	184,503	0.0%
Reappropriated Funds	14,127,503	16,327,915	16,665,157	25,702,368	54.2%
<b>TOTAL - (5) Office of Information Technology</b>	253,973,697	317,495,395	301,536,163	288,811,296	(4.2%)
FTE	<u>863.1</u>	<u>1,013.0</u>	<u>1,026.8</u>	<u>1,024.5</u>	<u>(0.2%)</u>
General Fund	10,757,108	21,605,656	13,158,044	8,969,376	(31.8%)
Cash Funds	1,458,865	5,219,743	666,940	465,340	(30.2%)
Reappropriated Funds	241,757,724	290,548,996	287,590,179	279,255,580	(2.9%)
Federal Funds	0	121,000	121,000	121,000	0.0%
<b>TOTAL - Governor - Lieutenant Governor - State Planning and Budgeting</b>	334,777,903	426,015,599	375,448,511	369,393,262	(1.6%)
FTE	<u>986.7</u>	<u>1,161.7</u>	<u>1,178.9</u>	<u>1,180.7</u>	<u>0.2%</u>
General Fund	41,160,888	73,898,493	52,762,694	51,302,097	(2.8%)
Cash Funds	38,380,196	51,577,746	25,289,951	28,827,356	14.0%
Reappropriated Funds	244,542,059	293,687,073	290,822,049	282,545,558	(2.8%)
Federal Funds	10,694,760	6,852,287	6,573,817	6,718,251	2.2%

## APPENDIX B FOOTNOTES AND INFORMATION REQUESTS

### UPDATE ON LONG BILL FOOTNOTES

The General Assembly includes footnotes in the annual Long Bill to: (a) set forth purposes, conditions, or limitations on an item of appropriation; (b) explain assumptions used in determining a specific amount of an appropriation; or (c) express legislative intent relating to any appropriation. Footnotes to the 2020 Long Bill (H.B. 20-1360) can be found at the end of each departmental section of the bill at <https://leg.colorado.gov/bills/HB20-1360>. The Long Bill footnotes relevant to this document are listed below.

- 12 Governor – Lieutenant Governor – State Planning and Budgeting, Office of the Governor, Special Purpose, Health, Life, and Dental -- The General Fund appropriation includes a decrease of \$474,944 that is equal to 5.0 percent of the General Fund portion of estimated base salary for the Department. The reduction in this General Fund appropriation is in lieu of a 5.0 percent personal services base reduction and provides the Department with increased flexibility to absorb the reduction and engage in more considered targeted reductions across all department divisions and programs. This reduction is not intended to reduce the Health, Life, and Dental benefit provided to state employees. It is the General Assembly's intent that Health, Life, and Dental costs for employees, as approved in budget actions, be fully paid within personal services appropriations augmented by Department allocations from central benefits appropriations.

**Comment:** This footnote expresses legislative intent. The Department's efforts to comply are discussed below pursuant to a request for information #1.

Governor – Lieutenant Governor – State Planning and Budgeting, Office of Information Technology, Applications, Colorado Benefits Management System -- Of this appropriation, \$5,000,000 remains available until the close of the 2021-22 fiscal year.

**COMMENT:** This footnote provides the Office with the ability to expend the appropriation for the Colorado Benefits Management System over a two-year period. While the footnote impacts only the Governor's Office, the Department of Human Services is the agency that oversees the use of the system. The Committee can expect a recommendation related to information request during the figure setting budget stage, but the recommendation will be in the figure setting document for the Department of Human Services for divisions including the Executive Director's Office and the CDHS Office of Information Technology Services.

## UPDATE ON LONG BILL REQUESTS FOR INFORMATION

The Joint Budget Committee annually submits requests for information to executive departments and the judicial branch via letters to the Governor, the Chief Justice, and other elected officials. Each request is associated with one or more specific Long Bill line item(s), and the requests have been prioritized by the Joint Budget Committee as required by Section 2-3-203 (3), C.R.S. Copies of these letters are included as Appendix L of the annual Appropriations Report. The requests for information relevant to this document are listed below.

### REQUESTS AFFECTING MULTIPLE DEPARTMENTS

- 3 Governor – Lieutenant Governor – State Planning and Budgeting, Office of State Planning and Budgeting; and Department of Public Safety, Division of Homeland Security and Emergency Management, Office of Emergency Management, Disaster Response and Recovery -- The Office of Emergency Management is requested to work with the Office of State Planning and Budgeting to provide a report to the Joint Budget Committee by November 1, 2020, concerning revenues credited to and expenditures made from the Disaster Emergency Fund in fiscal years 2017-18, 2018-19, and 2019-20. The report is requested to include the following: (a) amounts authorized to be transferred to the Disaster Emergency Fund, by Executive Order and fund source; (b) amounts actually transferred to the Fund, by date and fund source; (c) actual expenditures from the Fund, by declared disaster emergency, (d) reimbursements credited to the Fund, by date and source, and (e) total fund balance and unencumbered fund balance.

**COMMENT:** JBC staff responsible for recommendations for the Office of Emergency Management section of the Department of Public Safety will present an updated recommendation for this RFI at figure setting due to the codification of a similar report through adoption of H.B. 20-1426 (Limit Emergency Spending & Authorize Additional Appropriations). The Department is still working to complete this request; however, requires regular reporting by the Office of State Planning and Budgeting to the Joint Budget Committee on Disaster Emergency Fund expenditures federal fund expenditures related to disasters. Links to the most recent statutory report, submitted September 21, 2020, and the November JBC staff budget briefing document for the Department of Public Safety can be accessed below:

#### STATUTORY REPORT

[https://drive.google.com/file/d/1AwdS4DMB5C5BWWCO\\_rIoqA8oLwvvnw07-/view](https://drive.google.com/file/d/1AwdS4DMB5C5BWWCO_rIoqA8oLwvvnw07-/view)

#### JBC STAFF BRIEFING DOCUMENT FOR DEPARTMENT OF PUBLIC SAFETY

[https://leg.colorado.gov/sites/default/files/fy2021-22\\_pubsafbrf.pdf](https://leg.colorado.gov/sites/default/files/fy2021-22_pubsafbrf.pdf)

## APPENDIX C

# DEPARTMENT ANNUAL PERFORMANCE REPORT

Pursuant to Section 2-7-205 (1)(b), C.R.S., the Department of Natural Resources is required to publish an **Annual Performance Report** for the *previous fiscal year* by November 1 of each year. This report is to include a summary of the Department's performance plan and most recent performance evaluation for the designated fiscal year. In addition, pursuant to Section 2-7-204 (3)(a)(I), C.R.S., the Department is required to develop a **Performance Plan** and submit the plan for the *current fiscal year* to the Joint Budget Committee and appropriate Joint Committee of Reference by July 1 of each year.

For consideration by the Joint Budget Committee in prioritizing the Department's FY 2021-22 budget request, the FY 2019-20 Annual Performance Report and the FY 2020-21 Performance Plan can be found at the following link:

<https://operations.colorado.gov/performance-management/department-performance-plans>