

Severance Tax


Table of Contents

Severance Tax Revenue

Dollars in Millions

Modify View

Oil and Gas Severance Tax



XOG \$4.18 0.36 ↓ 7.92%

*Real-Time - data as of 2/27/2019 - Find a broker to begin trading XOG now

List

XOG

Setup

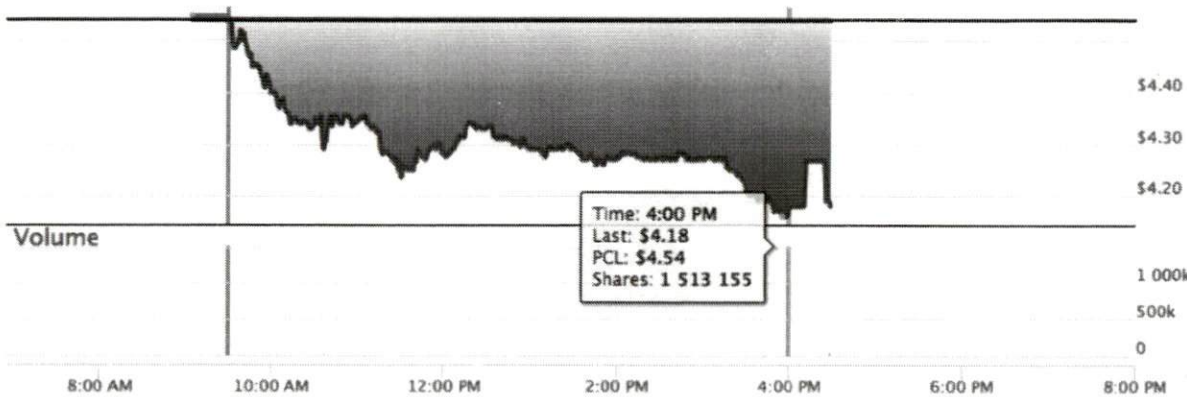
Save Stocks

Refresh

Views

XOG's NASDAQ Last Sale (NLS)	NLS Volume	Previous Close	Today's High / Low	52 Week High / Low
4.18 0.36 ▼ 7.92%	6,598,990	\$4.54	\$4.57 / \$4.16	\$17.42 / \$3.14

Data as of 2/27/2019 - Market Closed



Intraday 5 day 1 Month 6 Months 1 Year More Charting

Will XOG go up or down?

Make your own prediction

Next Day



Next Week



Next Month




Next Quarter



Predicting constitutes acceptance of PredictWallStreet's terms of use.

<https://www.nasdaq.com/symbol/xog/real-time>

NOTE THE BIG 4:00 TRADE of about one and a half million shares..... AND more after hours trading.....WAKE UP SEC.



Photographer: Jamie Schwaberow/Bloomberg

Technology

Fracking Robots in the Works as Halliburton Digitizes Oil Field

Less Individual Taxes for the State!

By David Wethe

August 21, 2018, 11:58 AM MDT Updated on August 21, 2018, 10:00 PM MDT

LISTEN TO ARTICLE

Rack up one more thing robots can be used for: Fracking for

LIVE ON BLOOMBERG

2017-70