



August 2022 | Legislative Council Staff

CO Wildfire-Related State Spending

Presentation to the Wildfire Matters Review Committee

August 5, 2022

Overview

- **Purpose:** Provide detailed funding information for Colorado's primary agencies responsible for wildfire-related activities in the state
- **Scope and Approach**
 - Historic spending from FY2016-17 through FY 2022-23 (budgeted)
 - Aggregates DNR, CSFS, and DFPC and classifies by fund source (federal vs. state), frequency (one-time vs. ongoing), and category (preparedness vs. response vs. mitigation)
 - Excludes direct federal government expenditures, local government, community, individual, and other organizational spending, and tax expenditures



Brief History of Wildfires in Colorado

Colorado's Ten Largest Wildfires by Acreage

| Rank | Fire | Acres | Year |
|------|------------------|---------|------|
| 1 | Cameron Peak | 208,913 | 2020 |
| 2 | East Troublesome | 193,812 | 2020 |
| 3 | Pine Gulch | 139,007 | 2020 |
| 4 | Hayman | 137,760 | 2002 |
| 5 | Spring Creek | 108,045 | 2018 |
| 6 | High Park | 87,284 | 2012 |
| 7 | Missionary Ridge | 70,285 | 2002 |
| 8 | West Fork | 58,570 | 2013 |
| 9 | 416 | 54,129 | 2018 |
| 10 | Papoose | 49,628 | 2013 |

- Average number of fires and acres burned has doubled between 1990s and 2000s
- 2021 saw more 'average' wildfire patterns, but the Marshall Fire, which started December 30, 2021, is Colorado's most destructive wildfire in history.

Source: *Division of Fire Prevention and Control, Colorado Department of Public Safety*

Wildfire Spending Categories

Preparedness

- Fire prevention and management

Response

- Response to an active wildfire incident (i.e. suppression)

Mitigation

- On-the-ground activities to reduce the potential for unwanted impacts caused by wildfires

Wildfire-Related Spending by Category

FY2016-17 thru FY 2022-23 (budgeted)

millions

\$140

\$120

\$100

\$80

\$60

\$40

\$20

\$0

2016-17

2017-18

2018-19

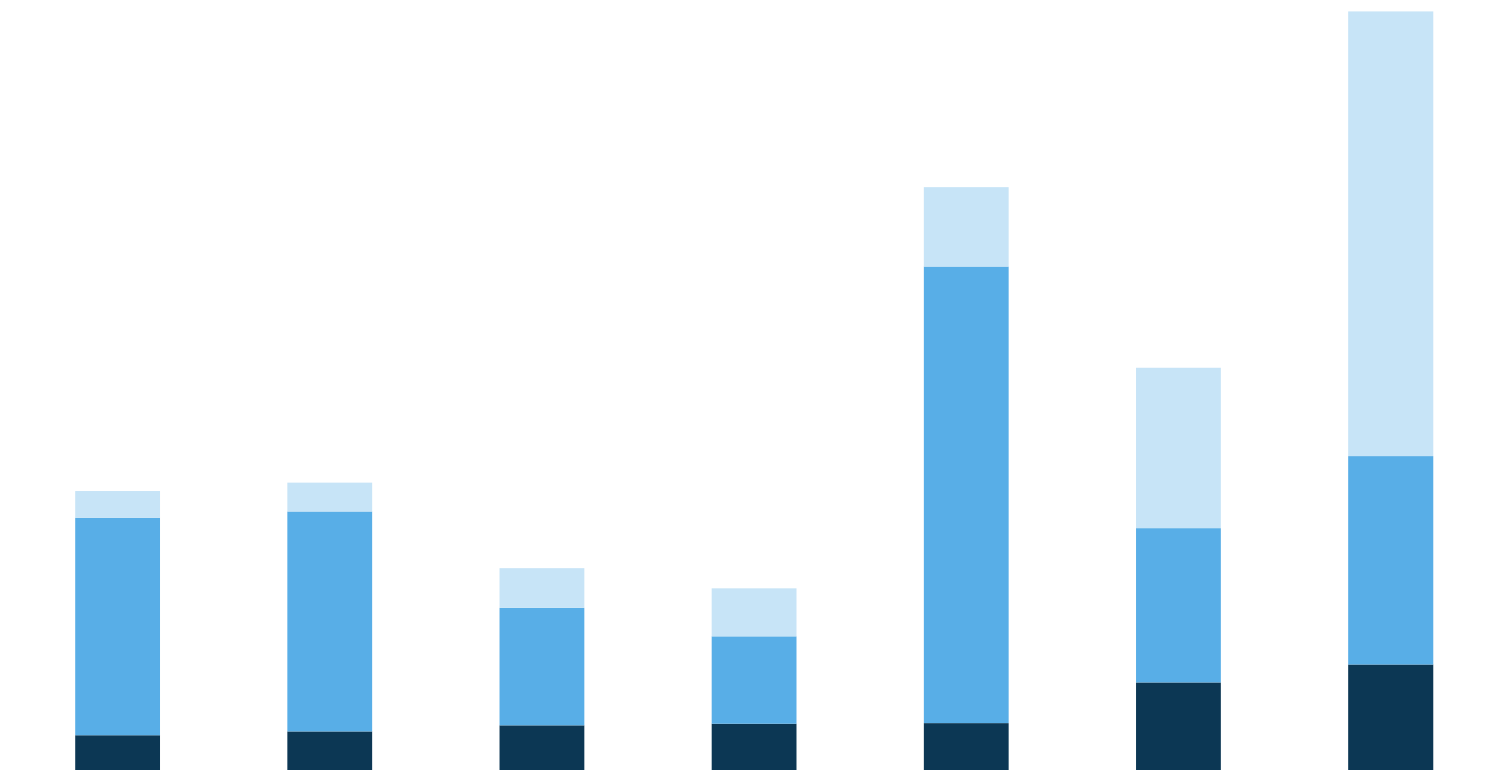
2019-20

2020-21

2021-22

2022-23
(budgeted)

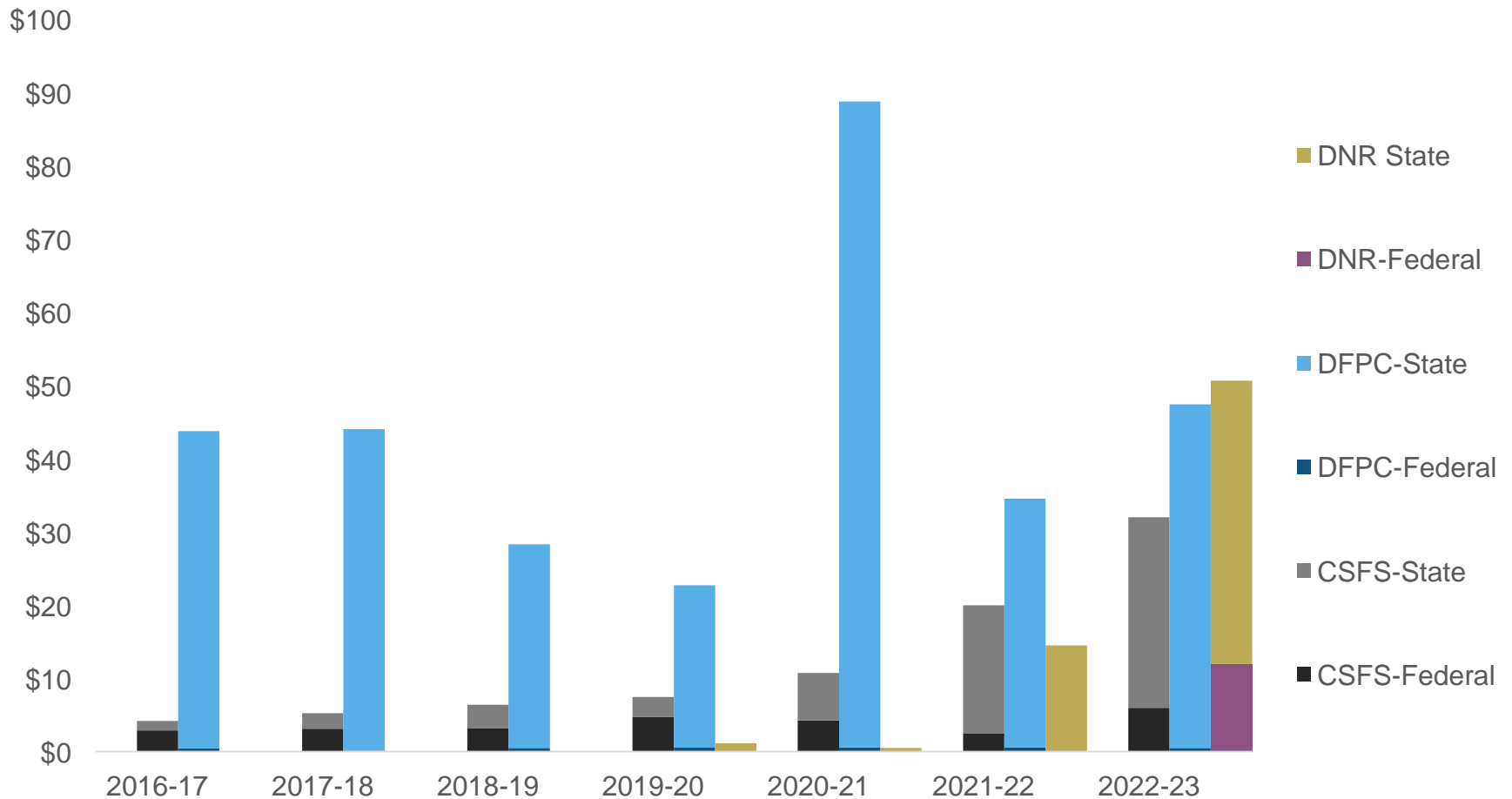
■ Preparedness ■ Response ■ Mitigation



Wildfire-Related Spending by Fund Source

FY2016-17 thru FY 2022-23 (budgeted)

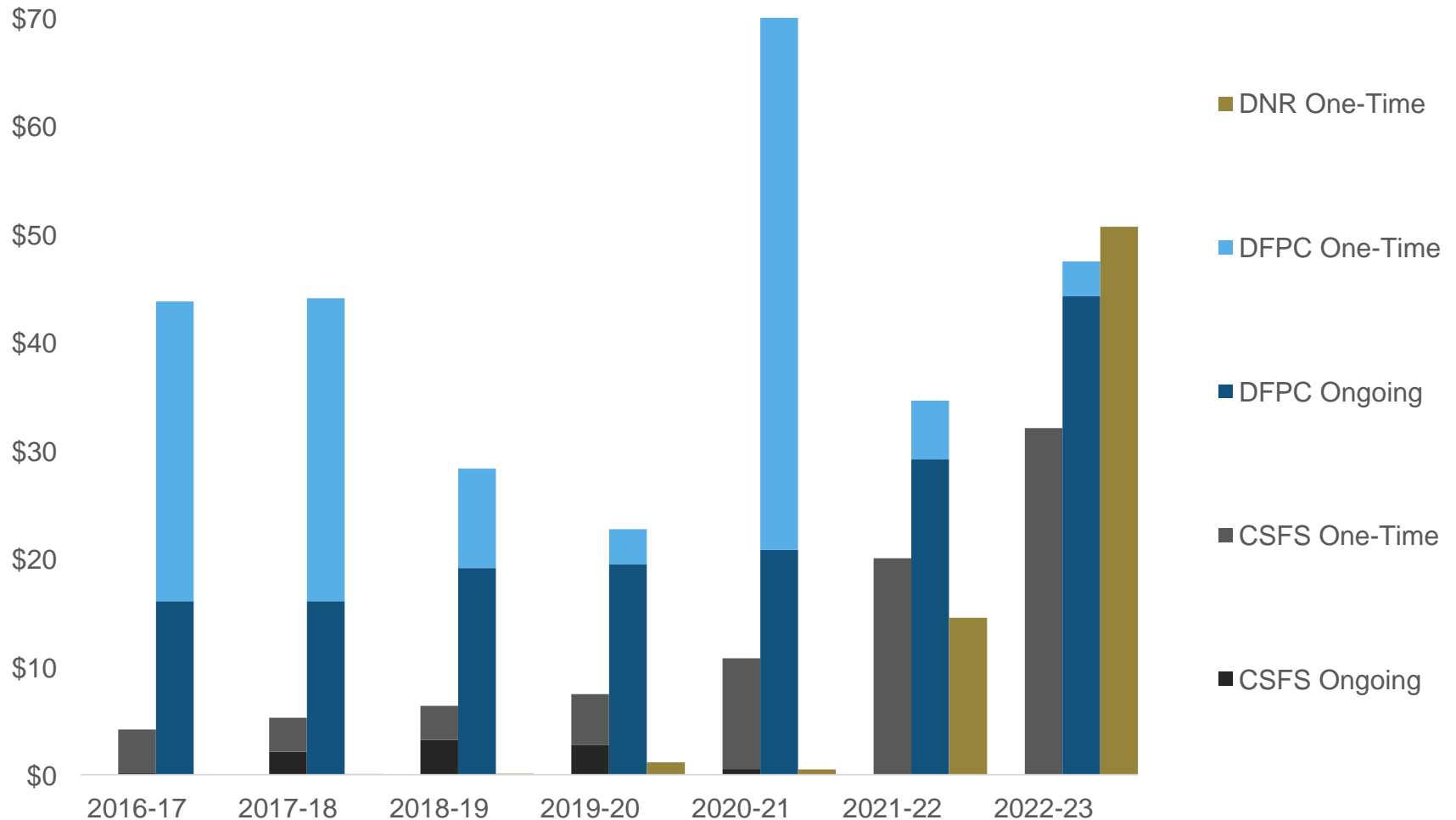
millions



Wildfire-Related Spending by Frequency

FY2016-17 thru FY 2022-23 (budgeted)

millions



Questions?

Christina Van Winkle

Senior Environmental Analyst • Legislative Council Staff

christina.vanwinkle@state.co.us • 303-866-6289

www.leg.colorado.gov/lcs

