

JOINT BUDGET COMMITTEE



STAFF FIGURE SETTING FY 2024-25

DEPARTMENT OF NATURAL RESOURCES

JBC WORKING DOCUMENT - SUBJECT TO CHANGE
STAFF RECOMMENDATION DOES NOT REPRESENT COMMITTEE DECISION

PREPARED BY:
JUSTIN BRAKKE & MITCH BURMEISTER, JBC STAFF
FEBRUARY 13, 2024

JOINT BUDGET COMMITTEE STAFF
200 E. 14TH AVENUE, 3RD FLOOR • DENVER • COLORADO • 80203
TELEPHONE: (303) 866-2061 • TDD: (303) 866-3472
<https://leg.colorado.gov/agencies/joint-budget-committee>

CONTENTS

Department Overview	1
Summary of Staff Recommendations.....	2
Description of Incremental Changes.....	2
Major Differences from the Request.....	7
(1) Executive Director’s Office.....	8
Decision Items - Executive Director's Office.....	9
➔ R7 IT Infrastructure and Network Support.....	9
Line Item Detail — Executive Director’s Office	10
(2) Division of Reclamation, Mining, and Safety	31
Decision Items - Division of Reclamation, Mining, and Safety (None)	31
Line Item Detail - Division of Reclamation, Mining, and Safety	31
(3) Energy and Carbon Management Commission	40
Decision Items - Energy and Carbon Management Commission	40
➔ R15 Energy and Carbon Management Website	40
➔ SI Supplemental Action on Rollforward Authority	41
Line Item Detail - Energy and Carbon Management Commission	42
(4) State Board of Land Commissioners	46
Decision Items - State Land Board.....	47
➔ R1 State Land Board Biodiversity Program	47
➔ R13 State Land Board Outdoor Recreation Leasing	51
Line Item Detail - State Land Board	53
(5) Division of Parks and Wildlife	55
Decision Items – Division of Parks and Wildlife	55
① Role of Senate Bill 18-143 (Parks and Wildlife Measures to Increase Revenue) in wildlife funding and requests for additional staff.....	56
➔ Wildlife requests R2, R8, R9, R10, R14, and BA1: Omnibus recommendation.....	58
➔ R4 Park Manager Equitable Career Progression	63
➔ R11 Staff for Demand at State Parks	63
➔ R12 CPW Information and Education	64
Line Item Detail - Division of Parks and Wildlife	66
(6) Colorado Water Conservation Board	73
Decision Items – Colorado Water Conservation Board	73

➔ R6 Create CWCB Grants Section.....	73
Line Item Detail - Colorado Water Conservation Board	75
(7) Division of Water Resources.....	80
Decision Items – Division of Water Resources.....	80
➔ R5 River Operations Coordinators	80
Line Item Detail – Division of Water Resources	84
Long Bill Footnotes and Requests for Information	87
Long Bill Footnotes	87
Requests for Information.....	88
Appendix A: Numbers Pages.....	A-1

HOW TO USE THIS DOCUMENT

The Department Overview contains a table summarizing the staff recommended incremental changes followed by brief explanations of each incremental change. A similar overview table is provided for each division, but the description of incremental changes is not repeated, since it is available under the Department Overview. More details about the incremental changes are provided in the sections following the Department Overview and the division summary tables.

Decision items, both department-requested items and staff-initiated items, are discussed either in the Decision Items Affecting Multiple Divisions or at the beginning of the most relevant division. Within a section, decision items are listed in the requested priority order, if applicable.

In some of the analysis of decision items in this document, you may see language denoting certain 'levels of evidence', e.g. theory-informed, evidence-informed, or proven. For a detailed explanation of what is meant by 'levels of evidence', and how those levels of evidence are categorized, please refer to Section 2-3-210 (2), C.R.S.

DEPARTMENT OVERVIEW

The Department of Natural Resources is responsible for developing, protecting, and enhancing Colorado's natural resources for the use and enjoyment of present and future residents and visitors. The Department is comprised of seven total divisions:

- The **Executive Director's Office** (EDO) develops department-wide policies and provides administrative and technical support for Department divisions including: budgeting, accounting, financial management, human resources services, and the coordination of public information and environmental education. The EDO also houses the Colorado Avalanche Information Center (CAIC) that provides avalanche information, education and promotes research for the protection of life and property.
- The **Division of Reclamation, Mining, and Safety** (DRMS) regulates development and reclamation at active mining sites, reclaims abandoned mine sites, and provides safety training for mine operators and employees.
- The **Energy and Carbon Management Commission** (ECME) regulates the exploration, development, and conservation of Colorado's oil and natural gas resources in a manner that protects public health, safety, welfare, the environment, and wildlife resources by issuing permits, conducting inspections, pursuing enforcement actions, and engaging in public outreach efforts.
- The **State Board of Land Commissioners** (SLB) manages agricultural, commercial, mineral, and other leases on state-owned lands to generate reasonable and consistent revenue for public schools and other trust beneficiaries over time.
- The **Division of Parks and Wildlife** (CPW) provides recreational opportunities at 43 state parks, manages more than 960 game and non-game wildlife species, issues hunting and fishing licenses, enforces wildlife regulations, and administers more than 350 state wildlife areas.
- The **Colorado Water Conservation Board** (CWCB) works to conserve, develop, and protect the state's water resources to ensure adequate water supply, maximize beneficial use, and reduce the impact of flooding and drought.
- The **Division of Water Resources** (State Engineer's Office) administers and enforces water rights, issues well permits, monitors streamflow and water use, regulates dam construction and safety, and represents Colorado in interstate water compact proceedings.

SUMMARY OF STAFF RECOMMENDATIONS

DEPARTMENT OF NATURAL RESOURCES						
	TOTAL FUNDS	GENERAL FUND	CASH FUNDS	REAPPROPRIATED FUNDS	FEDERAL FUNDS	FTE
FY 2023-24 APPROPRIATION						
S.B. 23-214 (Long Bill)	\$407,921,389	\$42,466,523	\$319,830,780	\$8,351,203	\$37,272,883	1,650.9
H.B. 24-1194 (Supplemental)	1,494,799	225,431	1,212,325	32,887	24,156	0.0
Other legislation	101,896,000	(98,724)	101,987,693	7,031	0	21.5
TOTAL	\$511,312,188	\$42,593,230	\$423,030,798	\$8,391,121	\$37,297,039	1,672.4
FY 2024-25 RECOMMENDED APPROPRIATION						
FY 2023-24 Appropriation	\$511,312,188	\$42,593,230	\$423,030,798	\$8,391,121	\$37,297,039	1,672.4
Centrally appropriated line items	21,391,432	2,885,440	17,498,145	798,797	209,050	0.0
Technical adjustments	1,697,089	0	(1,302,911)	0	3,000,000	0.0
Non-prioritized decision items	1,694,193	221,800	1,419,241	53,152	0	0.0
R9 Wildlife management staffing	1,320,746	0	1,320,746	0	0	15.6
R2 CPW biodiversity and habitat	1,097,145	0	1,097,145	0	0	8.3
R10 Aquatics staffing and hatchery ops	1,014,939	0	1,014,939	0	0	3.7
Indirect cost assessment	959,718	(135,664)	903,959	135,664	55,759	0.0
BA1 CPW counter-poaching trafficking K9 program	910,953	0	910,953	0	0	5.5
R4 Park manager career progression	493,796	0	493,796	0	0	0.0
R11 Staff for demand at state parks	470,895	0	470,895	0	0	6.4
R1 State Land Board biodiversity program	397,409	0	397,409	0	0	3.7
R14 CPW administrative support	393,511	0	393,511	0	0	5.5
R5 River operations coordinators	335,691	335,691	0	0	0	2.8
R12 CPW information and education	290,730	0	290,730	0	0	3.6
R8 Wildlife dam safety staffing	140,071	0	140,071	0	0	0.9
R6 Create CWCB grants section	133,664	0	133,664	0	0	0.9
R7 IT infrastructure and support	84,698	0	0	84,698	0	0.9
R13 SLB outdoor recreation leasing	60,046	0	60,046	0	0	0.9
Combine AED and SAED	0	0	0	0	0	0.0
Create Step Increase line item	0	0	0	0	0	0.0
R15 Energy and carbon management website	0	0	0	0	0	0.0
Annualize prior year legislation	(97,310,911)	155,585	(97,466,496)	0	0	1.6
Annualize prior year budget actions	(3,874,854)	(408,020)	(3,267,740)	(152,732)	(46,362)	(2.4)
Annualize prior year salary increase	(201,155)	(41,522)	(84,995)	(2,901)	(71,737)	0.0
R3 Reverse wildlife cash and lottery transfers	(199,068)	0	(199,068)	0	0	0.0
TOTAL	\$442,612,926	\$45,606,540	\$347,254,838	\$9,307,799	\$40,443,749	1,730.3
INCREASE/(DECREASE)	(\$68,699,262)	\$3,013,310	(\$75,775,960)	\$916,678	\$3,146,710	57.9
Percentage Change	(13.4%)	7.1%	(17.9%)	10.9%	8.4%	3.5%
FY 2024-25 EXECUTIVE REQUEST						
Request Above/(Below) Recommendation	\$390,797	\$80,217	\$296,398	\$18,124	(\$3,942)	0.0

DESCRIPTION OF INCREMENTAL CHANGES

CENTRALLY APPROPRIATED LINE ITEMS: The recommendation includes adjustments to the following centrally appropriated line items. These items are addressed in separate staff briefings for the Department of Personnel and the Governor's Office.

CENTRALLY APPROPRIATED LINE ITEMS						
	TOTAL FUNDS	GENERAL FUND	CASH FUNDS	REAPPROPRIATED FUNDS	FEDERAL FUNDS	FTE
Salary survey	\$9,815,362	\$1,258,017	\$8,107,227	\$308,143	\$141,975	0.0
Health, life, and dental	2,889,984	84,352	2,517,758	285,407	2,467	0.0
PERA Direct Distribution	2,711,519	440,821	2,175,321	95,377	0	0.0
AED and SAED	1,563,162	201,172	1,301,354	33,306	27,330	0.0
Risk management & property adjustment	1,349,946	114,035	1,203,713	19,508	12,690	0.0
Payments to OIT	1,037,099	67,373	928,472	29,681	11,573	0.0
Paid family and medical leave insurance	710,814	100,637	569,401	25,133	15,643	0.0
Legal services	598,358	587,849	(806)	10,372	943	0.0
Vehicle lease payments	492,545	38,669	448,327	1,783	3,766	0.0
Workers' compensation	330,733	1,898	322,258	762	5,815	0.0
Shift differential	266,609	0	266,076	533	0	0.0
Short-term disability	48,124	3,419	43,020	1,021	664	0.0
CORE adjustment	(393,141)	(29,637)	(343,840)	(9,384)	(10,280)	0.0
Capitol Complex leased space	(21,073)	(6,684)	(7,375)	(3,176)	(3,838)	0.0
Leased space	(8,609)	23,519	(32,761)	331	302	0.0
TOTAL	\$21,391,432	\$2,885,440	\$17,498,145	\$798,797	\$209,050	0.0

TECHNICAL ADJUSTMENTS: The recommendation includes an increase of a net increase of \$1.7 million total funds to reflect adjustments informational-only sources like Great Outdoors Colorado grants, lottery funding, and federal funds.¹

NON-PRIORITIZED DECISION ITEMS: The recommendations for items requested by other agencies are pending. The following table shows the amounts included in the Department's budget request.

NON-PRIORITIZED DECISION ITEMS						
	TOTAL FUNDS	GENERAL FUND	CASH FUNDS	REAPPROPRIATED FUNDS	FEDERAL FUNDS	FTE
NP Central Services Omnibus Request	\$1,611,854	\$221,800	\$1,336,902	\$53,152	\$0	0.0
DPS Digital trunk radio	82,339	0	82,339	0	0	0.0
TOTAL	\$1,694,193	\$221,800	\$1,419,241	\$53,152	\$0	0.0

R9 WILDLIFE MANAGEMENT STAFFING: The recommendation includes an increase of \$1,320,746 from the Wildlife Cash Fund and 15.6 FTE in FY 2024-25. This would annualize to \$1,416,464 cash funds and 17.0 FTE in FY 2025-26. The recommended funds would allow the Department to hire:

- 2.0 FTE Assistant Area Wildlife Managers in the Gunnison and Monte Vista regions;
- 3.0 FTE District Wildlife Managers in the Fort Collins, Grand Junction, and Colorado Springs regions;
- 2.0 FTE Property Technicians in the Glenwood Springs area and the greater Denver metro area (to support the newly acquired Mt. Tom property);
- 1.0 FTE Commercial Parks and License Manager responsible for dealing with commercial wildlife parks, which includes monitoring and enforcement related facility upkeep and prohibited species; and
- 3.0 FTE Deer and Elk Monitoring Technicians in the northwest, northeast, and southwest regions of the State.

¹ Informational-only fund sources are not subject to annual appropriation by the General Assembly. They are included in the Long Bill for informational purposes. Federal funds are the most common "informational-only" fund source.

It also includes a technical adjustment to FTE numbers related to the existing General Fund appropriation that CPW uses for wolf reintroduction. The request would increase the FTE count in CPW's *Wildlife Operations* line item by 6.0 FTE to reflect the actual use of the existing \$2.2 million General Fund appropriation. These FTE include 1.0 FTE for a Wolf Conflict Program Manager and 5.0 FTE for Wolf and Wildlife Depredation and Conflict Specialists. Lastly, the request includes \$250,000 cash funds to cover changes to CPW's online sales system.

R2 CPW BIODIVERSITY AND HABITAT: The recommendation includes an increase of \$1,097,145 cash funds from the Wildlife Cash Fund and 8.3 FTE starting in FY 2024-25. This would annualize to \$1,166,199 cash funds and 9.0 FTE in FY 2025-26. The recommended FTE would work on: species conservation efforts, especially those related to amphibians and pollinating insects; data management related to species conservation; aquatic population genetics and habitat projects; terrestrial biology in southwest Colorado; resource stewardship; habitat protection; and private land conservation.

R10 AQUATICS STAFFING AND HATCHERY OPS: The recommendation includes an increase of \$1,014,939 from the Wildlife Cash Fund and 3.7 FTE in FY 2023-24. This would annualize to \$1,042,970 and 4.0 FTE in FY 2025-26. Of this amount, \$425,111 is for two aquatic engineers, a hatchery technician, and a water resources coordinator. The recommendation also includes \$589,828 for fish hatchery operating costs for CPW's 19 hatcheries.

INDIRECT COST ASSESSMENT: The recommendation includes a net increase in the Department's indirect cost assessments.

BA1 CPW COUNTER-POACHING TRAFFICKING K9 PROGRAM: The recommendation includes an increase of \$910,953 from the Wildlife Cash Fund and 5.5 FTE in FY 2023-24. This would annualize to \$840,261 and 6.0 FTE in FY 2025-26.

R4 PARK MANAGER CAREER PROGRESSION: The recommendation includes \$493,796 cash funds from the Parks Cash Fund in FY 2024-25—and \$530,777 in FY 2025-26—to implement an equitable career progression plan for the Park Manager job classes. This progression matches the progression plan for employees in the Wildlife Manager job classes.

R11 STAFF FOR DEMAND AT STATE PARKS: The recommendation includes an increase of \$470,895 from the Parks Cash Fund and 6.4 FTE in FY 2024-25. This would annualize to \$621,335 and 7.0 FTE in FY 2025-26. These funds are aimed at hiring Park Resource Technicians who would help manage park infrastructure projects and general maintenance at the Arkansas Headwaters Recreation Area, North Sterling, and Lake Pueblo. The recommendation also includes funding for administrative support at Staunton State Park, a marina program coordinator at Jackson Lake, and temporary staff at Sweitzer Lake and Ridgway.

R1 STATE LAND BOARD BIODIVERSITY PROGRAM: The recommendation includes \$397,409 cash funds from the State Land Board Trust Administration Fund and 3.7 FTE in 2024-25. This would annualize to \$489,116 cash funds and 4.0 FTE in FY 2025-26.

R14 CPW ADMINISTRATIVE SUPPORT: The recommendation includes an increase of \$393,511 cash funds from the Wildlife Cash Fund and 5.5 FTE in FY 2024-25. This would annualize to \$388,489 cash funds and 6.0 FTE in FY 2025-26. CPW would use these funds to hire four program assistants

to help with habitat conservation efforts, CPW's aircraft operations program, law enforcement record keeping, and the Colorado Wildlife Council. The recommendation also includes funding for a workforce development coordinator and an administrative assistant for CPW's License, Reservation, and Customer Operations section.

R5 RIVER OPERATIONS COORDINATORS: The recommendation includes an increase of \$335,691 General Fund and 2.8 FTE within the Division of Water Resources (DWR) in FY 2024-25. The request annualizes to \$420,158 General Fund and 3.0 FTE in FY 2025-26.

R12 CPW INFORMATION AND EDUCATION The recommendation includes an increase of \$290,730 cash funds and 3.6 FTE for FY 2024-25, which consists of \$112,651 from the Parks Cash Fund and \$178,079 from the Wildlife Cash Fund. This would annualize to \$295,867 cash funds and 4.0 FTE in FY 2025-26. The recommended funds would allow CPW to add staff to its Information and Education Section "...to address workload growth associated with increased participation in outdoor recreation and customer demand for education and outreach programs." These new staff include an Angler Education Program Assistant, a Graphic Designer, an Interpretive Sign Project Manager, and a Videographer.

R6 CREATE CWCB GRANTS SECTION: The recommendation includes an increase of \$154,574 from the Water Plan Implementation Cash Fund and 0.9 FTE starting in FY 2024-25. This would annualize to \$159,354 and 1.0 FTE in FY 2025-26. The recommended funds would help consolidate the administration of the Water Plan Grant Program and the Water Supply Reserve Fund Grant Program into one Grants Section by supporting the hiring of a manager for that new Grants Section.

R8 WILDLIFE DAM SAFETY STAFFING: The recommendation includes an increase of 140,071 cash funds from the Wildlife Cash Fund and 0.9 FTE in FY 2023-24. This would annualize to \$150,215 and 1.0 FTE in FY 2025-26. The request would allow CPW to hire an additional dam safety engineer.

R7 IT INFRASTRUCTURE AND SUPPORT: The recommendation includes an increase of \$84,698 reappropriated funds and 0.9 FTE in FY 2024-25. This would annualize to \$102,510 reappropriated funds and 1.0 FTE in FY 2025-26. These funds would allow the Department to hire an Infrastructure and Network Product Manager to manage the Department's network technology assets and prevent serious network outages.

R13 SLB OUTDOOR RECREATION LEASING: The recommendation includes an increase of \$60,046 cash funds from the State Land Board Trust Administration Fund and 0.9 FTE for FY 2024-25. The funding would annualize to \$80,863 cash funds and 1.0 FTE for FY 2025-26.

R15 ENERGY AND CARBON MANAGEMENT WEBSITE: The recommendation includes denial of \$22,210 cash funds from the Energy and Carbon Management Cash Fund for FY 2024-25 and ongoing to fund website maintenance costs.

COMBINE AED AND SAED: The recommendation includes the consolidation of appropriations for Amortization Equalization Disbursement and Supplemental Amortization Equalization Disbursement into a single line item called Unfunded Liability Amortization Equalization Disbursement Payments.

CREATE STEP INCREASE LINE ITEM: The recommendation includes a reallocation of funding from the *Salary Survey* line item to the new *Step Increase* line item.

ANNUALIZE PRIOR YEAR LEGISLATION: The recommendation includes a net decrease of \$97,310,911 total funds for the impact of prior year legislation as shown in the table below.

ANNUALIZE PRIOR YEAR LEGISLATION						
	TOTAL FUNDS	GENERAL FUND	CASH FUNDS	REAPPROPRIATED FUNDS	FEDERAL FUNDS	FTE
SB23-255 Wolf depred. compensation	\$525,000	\$175,000	\$350,000	\$0	\$0	0.0
HB21-1318 Outdoor equity	198,192	0	198,192	0	0	0.0
SB 23-016 GHG emission reduction	177,813	0	177,813	0	0	1.4
SB23-1265 Born wild license plate	137,000	0	137,000	0	0	0.0
SB23-172 Workers rights	11,923	11,923	0	0	0	0.0
SB23-177 CWCB projects	(97,030,000)	0	(97,030,000)	0	0	0.0
SB 23-186 oil and gas study methane	(558,500)	0	(558,500)	0	0	0.0
SB 23-285 energy and carbon mgmt	(343,766)	0	(343,766)	0	0	0.5
SB23-059 State parks local access	(274,000)	0	(274,000)	0	0	0.0
HB 23-1242 water conservation	(64,435)	0	(64,435)	0	0	0.0
HB 23-1294 pollution protection	(40,200)	0	(40,200)	0	0	0.0
SB23-199 Native pollinating insects	(31,338)	(31,338)	0	0	0	(0.3)
HB 23-1384 chemicals in oil and gas	(18,600)	0	(18,600)	0	0	0.0
TOTAL	(\$97,310,911)	\$155,585	(\$97,466,496)	\$0	\$0	1.6

ANNUALIZE PRIOR YEAR BUDGET ACTIONS: The recommendation includes a decrease of \$3,874,854 total funds for the impact of prior year budget actions as shown in the table below.

ANNUALIZE PRIOR YEAR BUDGET ACTIONS						
	TOTAL FUNDS	GENERAL FUND	CASH FUNDS	REAPPROPRIATED FUNDS	FEDERAL FUNDS	FTE
FY24 R9 Wildlife staffing support	\$118,732	\$0	\$118,732	\$0	\$0	0.0
FY24 R8 State parks support	86,882	0	86,882	0	0	0.0
FY24 R15 Vehicles for water admin	54,268	54,268	0	0	0	0.0
FY23 R10 Records access system	8,844	0	8,844	0	0	0.0
FY24 R5 Performance software	5,378	0	5,378	0	0	0.0
FY24 NPBA1 IT accessibility	(2,109,274)	(149,337)	(1,829,892)	(107,839)	(22,206)	(3.0)
FY24 DPA risk management	(899,091)	(144,266)	(716,321)	(29,572)	(8,932)	0.0
FY24 OIT real-time billing	(595,708)	(81,165)	(496,004)	(3,315)	(15,224)	0.0
FY23 BA2 Big game policy	(150,000)	0	(150,000)	0	0	0.0
FY24 R7 Support for winter recreation	(123,098)	0	(123,098)	0	0	0.0
FY24 One-time General Fund for wildfire	(100,000)	(100,000)	0	0	0	0.0
FY24 R1 OGCC mission change	(53,915)	0	(53,915)	0	0	0.0
FY24 R2 CO River support team	(41,410)	12,480	(53,890)	0	0	0.6
FY24 R10 Business tech staff	(35,000)	0	(35,000)	0	0	0.0
FY24 R13 CO water plan mapping spec.	(17,640)	0	(17,640)	0	0	0.0
FY24 R12 Financial admin support	(12,006)	0	0	(12,006)	0	0.0
FY24 R11 Water and research projects	(8,361)	0	(8,361)	0	0	0.0
FY24 R14 SLB field operator	(3,455)	0	(3,455)	0	0	0.0
TOTAL	(\$3,874,854)	(\$408,020)	(\$3,267,740)	(\$152,732)	(\$46,362)	(2.4)

R3 REVERSE WILDLIFE CASH AND LOTTERY TRANSFERS [LEGISLATION REQUIRED]: *This request will be covered during figure setting for Capital Construction. The recommendation is still pending.*

ANNUALIZE PRIOR YEAR SALARY INCREASE: The recommendation includes a net reduction of \$201,155 total funds that were not utilized for the prior year salary increase.

MAJOR DIFFERENCES FROM THE REQUEST

- Staff did not include centrally appropriated costs for the first year for FTE for some requests. The recommendations for requests supported by the Wildlife Cash Fund include centrally appropriated costs because the number of recommended FTE exceeds 20.0 FTE.

(1) EXECUTIVE DIRECTOR'S OFFICE

The Executive Director's Office is responsible for the overall administration of the Department, including budgeting, accounting, financial management, human resources services, and other general administrative services. It provides leadership and support to Department divisions and programs in order to meet strategic objectives. The Executive Director's Office is comprised of two sub-sections: (A) Administration and (B) Special Programs. Pursuant to H.B. 13-1057, the Colorado Avalanche Information Center was added as the Special Programs subdivision following the transfer of the Colorado Geological Survey to the Colorado School of Mines.

EXECUTIVE DIRECTOR'S OFFICE						
	TOTAL FUNDS	GENERAL FUND	CASH FUNDS	REAPPROPRIATED FUNDS	FEDERAL FUNDS	FTE
FY 2023-24 Appropriation						
S.B. 23-214 (Long Bill)	\$107,845,536	\$15,088,743	\$83,002,694	\$8,126,203	\$1,627,896	77.0
H.B. 24-1194 (Supplemental)	1,494,799	225,431	1,212,325	32,887	24,156	0.0
Other legislation	277,182	76,276	200,906	0	0	1.3
TOTAL	\$109,617,517	\$15,390,450	\$84,415,925	\$8,159,090	\$1,652,052	78.3
FY 2024-25 RECOMMENDED APPROPRIATION						
FY 2023-24 Appropriation	\$109,617,517	\$15,390,450	\$84,415,925	\$8,159,090	\$1,652,052	78.3
Centrally appropriated line items	21,391,432	2,885,440	17,498,145	798,797	209,050	0.0
Non-prioritized decision items	1,694,193	221,800	1,419,241	53,152	0	0.0
R9 Wildlife management staffing	230,172	20,821	209,351	0	0	0.0
Annualize prior year legislation	211,433	(19,415)	230,848	0	0	1.7
R2 CPW biodiversity and habitat	171,605	0	171,605	0	0	0.0
BA1 CPW counter-poaching trafficking K9 program	122,890	0	122,890	0	0	0.0
R14 CPW administrative support	91,839	0	91,839	0	0	0.0
R7 IT infrastructure and support	84,698	0	0	84,698	0	0.9
R10 Aquatics staffing and hatchery ops	75,343	0	75,343	0	0	0.0
R12 CPW information and education	65,146	0	65,146	0	0	0.0
R4 Park manager career progression	41,726	0	41,726	0	0	0.0
R8 Wildlife dam safety staffing	22,044	0	22,044	0	0	0.0
Indirect cost assessment	19,064	(135,664)	19,064	135,664	0	0.0
R11 Staff for demand at state parks	14,327	0	14,327	0	0	0.0
R5 River operations coordinators	8,336	8,336	0	0	0	0.0
R1 State Land Board biodiversity program	7,887	0	7,887	0	0	0.0
R13 SLB outdoor recreation leasing	2,629	0	2,629	0	0	0.0
Technical adjustments	286	0	286	0	0	0.0
Combine AED and SAED	0	0	0	0	0	0.0
Create Step Increase line item	0	0	0	0	0	0.0
R6 Create CWCB grants section	0	0	0	0	0	0.0
Annualize prior year budget actions	(3,548,325)	(371,673)	(2,977,558)	(152,732)	(46,362)	(3.0)
Annualize prior year salary increase	(7,500,314)	(1,118,585)	(6,206,285)	(2,901)	(172,543)	0.0
TOTAL	\$122,823,928	\$16,881,510	\$95,224,453	\$9,075,768	\$1,642,197	77.9
INCREASE/(DECREASE)	\$13,206,411	\$1,491,060	\$10,808,528	\$916,678	(\$9,855)	(0.4)
Percentage Change	12.0%	9.7%	12.8%	11.2%	(0.6%)	(0.5%)
FY 2024-25 EXECUTIVE REQUEST						
Request Above/(Below) Recommendation	\$355,255	\$80,217	\$260,856	\$18,124	(\$3,942)	(0.0)

DECISION ITEMS - EXECUTIVE DIRECTOR'S OFFICE

- R7 IT Infrastructure and Network Support

→ R7 IT INFRASTRUCTURE AND NETWORK SUPPORT

REQUEST: The Department requests an increase of \$101,693 reappropriated funds and 0.9 FTE in FY 2024-25. This would annualize to \$102,510 reappropriated funds and 1.0 FTE in FY 2025-26. The request would allow the Department to hire an Infrastructure and Network Product Manager to manage the Department's network technology assets and prevent serious network outages.

Per the request, the Department experienced a network outage every 1.5 days in FY 2022-23 that lasted an average of 5.8 days each. This includes 100 incidents were Priority 1 outages, defined as an incident that may potentially impact a wide scale of users and incur significant costs or resources as a result, a disruption of a critical or essential production or service, or a risk to health and wellbeing of employees or residents. The Governor's Office of Information Technology (OIT) estimates that the average cost of IT downtime is \$5,600 per minute.

The DNR and OIT identified the need for an internal position with expertise in the Department's network and business needs to help reduce the occurrence and duration of outages. DNR currently has no dedicated FTE to oversee business requirements for infrastructure at its locations, manage the business response to each outage, or to provide project management for new needs (new offices, remodeling, or new State Parks). OIT does not have comprehensive views, diagrams, or documentation related to the DNR network.

RECOMMENDATION: Staff recommends \$84,698 reappropriated funds and 0.9 FTE in FY 2024-25. This represents approval of the request less centrally appropriated costs pursuant to the JBC's common policy.

LINE ITEM DETAIL — EXECUTIVE DIRECTOR'S OFFICE

(A) ADMINISTRATION

The Administration subdivision includes the following units:

- The ***Administration and Policy Development*** unit oversees the administration of Department divisions, policy development, and program implementation.
- ***Human Resources*** is responsible for all duties pertaining to personnel management.
- ***Accounting and Purchasing*** directs, controls, and manages accounting and procurement operations and functions within the Department.
- The ***Budgeting*** unit formulates the Department's annual budget and administers central appropriations and allocations for all divisions.

PERSONAL SERVICES

This line item supports personnel costs for the division. It is funded entirely through indirect cost recoveries collected from each division in the Department.

STATUTORY AUTHORITY: Sections 24-1-105, 24-1-124, and 24-33-101 *et seq.*, C.R.S.

REQUEST: The Department requests \$5,620,314 total funds and 53.2 FTE as shown in the table below.

RECOMMENDATION: Staff recommends approval of the request.

EXECUTIVE DIRECTOR'S OFFICE, ADMINISTRATION, PERSONAL SERVICES						
	TOTAL FUNDS	GENERAL FUND	CASH FUNDS	REAPPROPRIATED FUNDS	FEDERAL FUNDS	FTE
FY 2023-24 APPROPRIATION						
FY 2023-24 Appropriation	\$5,301,988	\$218,977	\$58,916	\$5,024,095	\$0	52.6
TOTAL	\$5,301,988	\$218,977	\$58,916	\$5,024,095	\$0	52.6
FY 2024-25 RECOMMENDED APPROPRIATION						
FY 2023-24 Appropriation	\$5,301,988	\$218,977	\$58,916	\$5,024,095	\$0	52.6
Annualize prior year salary increase	252,530	5,852	3,022	243,656	0	0.0
R7 IT infrastructure and support	72,886	0	0	72,886	0	0.9
Annualize prior year legislation	(7,090)	(7,090)	0	0	0	(0.3)
TOTAL	\$5,620,314	\$217,739	\$61,938	\$5,340,637	\$0	53.2
INCREASE/(DECREASE)	\$318,326	(\$1,238)	\$3,022	\$316,542	\$0	0.6
Percentage Change	6.0%	(0.6%)	5.1%	6.3%	0.0%	1.1%
FY 2024-25 EXECUTIVE REQUEST	\$5,620,314	\$217,739	\$61,938	\$5,340,637	\$0	53.2
Request Above/(Below) Recommendation	\$0	\$0	\$0	\$0	\$0	0.0

HEALTH, LIFE, AND DENTAL

This line item pays for the state contribution to health insurance, life insurance, and dental insurance.

STATUTORY AUTHORITY: Sections 24-50-611 and 24-50-603 (9), C.R.S.

REQUEST: The Department requests \$26,357,712 total funds as shown in the table below.

RECOMMENDATION: Staff recommends an appropriation of \$26,184,715 total funds as shown in the table below.

EXECUTIVE DIRECTOR'S OFFICE, ADMINISTRATION, HEALTH, LIFE, AND DENTAL						
	TOTAL FUNDS	GENERAL FUND	CASH FUNDS	REAPPROPRIATED FUNDS	FEDERAL FUNDS	FTE
FY 2023-24 APPROPRIATION						
FY 2023-24 Appropriation	\$22,863,267	\$3,968,435	\$17,924,710	\$541,044	\$429,078	0.0
TOTAL	\$22,863,267	\$3,968,435	\$17,924,710	\$541,044	\$429,078	0.0
FY 2024-25 RECOMMENDED APPROPRIATION						
FY 2023-24 Appropriation	\$22,863,267	\$3,968,435	\$17,924,710	\$541,044	\$429,078	0.0
Centrally appropriated line items	2,889,984	84,352	2,517,758	285,407	2,467	0.0
R9 Wildlife management staffing	111,654	0	111,654	0	0	0.0
R2 CPW biodiversity and habitat	91,353	0	91,353	0	0	0.0
R14 CPW administrative support	60,902	0	60,902	0	0	0.0
BA1 CPW counter-poaching trafficking K9 program	60,902	0	60,902	0	0	0.0
R12 CPW information and education	40,602	0	40,602	0	0	0.0
R10 Aquatics staffing and hatchery ops	40,601	0	40,601	0	0	0.0
Annualize prior year budget actions	15,300	0	15,300	0	0	0.0
R8 Wildlife dam safety staffing	10,150	0	10,150	0	0	0.0
Indirect cost assessment	0	(135,664)	0	135,664	0	0.0
R1 State Land Board biodiversity program	0	0	0	0	0	0.0
R5 River operations coordinators	0	0	0	0	0	0.0
R6 Create CWCB grants section	0	0	0	0	0	0.0
R7 IT infrastructure and support	0	0	0	0	0	0.0
R11 Staff for demand at state parks	0	0	0	0	0	0.0
R13 SLB outdoor recreation leasing	0	0	0	0	0	0.0
TOTAL	\$26,184,715	\$3,917,123	\$20,873,932	\$962,115	\$431,545	0.0
INCREASE/(DECREASE)	\$3,321,448	(\$51,312)	\$2,949,222	\$421,071	\$2,467	0.0
Percentage Change	14.5%	(1.3%)	16.5%	77.8%	0.6%	0.0%
FY 2024-25 EXECUTIVE REQUEST	\$26,357,712	\$3,947,574	\$21,006,328	\$972,265	\$431,545	0.0
Request Above/(Below) Recommendation	\$172,997	\$30,451	\$132,396	\$10,150	\$0	0.0

SHORT-TERM DISABILITY

The appropriation for this line item funds short-term disability insurance premiums paid by the State to provide for the partial replacement of salary if an employee becomes disabled. The Department's short-term disability request is calculated as 0.17 percent of salaries.

STATUTORY AUTHORITY: Sections 24-50-611 and 24-50-603 (13), C.R.S.

REQUEST: The Department requests \$243,746 total funds as shown in the table below.

RECOMMENDATION: Staff recommends \$241,982 total funds as shown in the table below.

EXECUTIVE DIRECTOR'S OFFICE, ADMINISTRATION, SHORT-TERM DISABILITY						
	TOTAL FUNDS	GENERAL FUND	CASH FUNDS	REAPPROPRIATED FUNDS	FEDERAL FUNDS	FTE
FY 2023-24 APPROPRIATION						
FY 2023-24 Appropriation	\$188,814	\$30,127	\$146,780	\$7,357	\$4,550	0.0
TOTAL	\$188,814	\$30,127	\$146,780	\$7,357	\$4,550	0.0
FY 2024-25 RECOMMENDED APPROPRIATION						
FY 2023-24 Appropriation	\$188,814	\$30,127	\$146,780	\$7,357	\$4,550	0.0
Centrally appropriated line items	48,124	3,419	43,020	1,021	664	0.0
R9 Wildlife management staffing	1,033	0	1,033	0	0	0.0
R2 CPW biodiversity and habitat	988	0	988	0	0	0.0
BA1 CPW counter-poaching trafficking K9 program	755	0	755	0	0	0.0
R4 Park manager career progression	629	0	629	0	0	0.0
R14 CPW administrative support	467	0	467	0	0	0.0
R10 Aquatics staffing and hatchery ops	444	0	444	0	0	0.0
R12 CPW information and education	342	0	342	0	0	0.0
Annualize prior year budget actions	231	0	231	0	0	0.0
R8 Wildlife dam safety staffing	155	0	155	0	0	0.0
R1 State Land Board biodiversity program	0	0	0	0	0	0.0
R5 River operations coordinators	0	0	0	0	0	0.0
R6 Create CWCB grants section	0	0	0	0	0	0.0
R7 IT infrastructure and support	0	0	0	0	0	0.0
R11 Staff for demand at state parks	0	0	0	0	0	0.0
R13 SLB outdoor recreation leasing	0	0	0	0	0	0.0
TOTAL	\$241,982	\$33,546	\$194,844	\$8,378	\$5,214	0.0
INCREASE/(DECREASE)	\$53,168	\$3,419	\$48,064	\$1,021	\$664	0.0
Percentage Change	28.2%	11.3%	32.7%	13.9%	14.6%	0.0%
FY 2024-25 EXECUTIVE REQUEST	\$243,746	\$33,966	\$196,085	\$8,481	\$5,214	0.0
Request Above/(Below)						
Recommendation	\$1,764	\$420	\$1,241	\$103	\$0	0.0

PAID FAMILY AND MEDICAL LEAVE INSURANCE

Colorado Proposition 118, Paid Family Medical Leave Initiative, was approved by voters in November 2020 and created a paid family and medical leave insurance program for all Colorado employees administered by the Colorado Department of Labor and Employment. This requires employers and employees in Colorado to pay a payroll premium (.90 percent with a minimum of half paid by the employer) to finance paid family and medical leave insurance benefits beginning January 1, 2023. It will finance up to 12 weeks of paid family and medical leave to eligible employees beginning January 1, 2024.

STATUTORY AUTHORITY: Section 8-13.3-516, C.R.S.

REQUEST: The Department requests \$731,746 total funds as shown in the table below.

RECOMMENDATION: Staff recommends \$726,780 total funds as shown in the table below.

EXECUTIVE DIRECTOR'S OFFICE, ADMINISTRATION, PAID FAMILY AND MEDICAL LEAVE INSURANCE						
	TOTAL FUNDS	GENERAL FUND	CASH FUNDS	REAPPROPRIATED FUNDS	FEDERAL FUNDS	FTE
FY 2023-24 APPROPRIATION						
FY 2023-24 Appropriation	\$0	\$0	\$0	\$0	\$0	0.0
TOTAL	\$0	\$0	\$0	\$0	\$0	0.0
FY 2024-25 RECOMMENDED APPROPRIATION						
FY 2023-24 Appropriation	\$0	\$0	\$0	\$0	\$0	0.0
Centrally appropriated line items	710,814	100,637	569,401	25,133	15,643	0.0
R9 Wildlife management staffing	2,905	0	2,905	0	0	0.0
R2 CPW biodiversity and habitat	2,779	0	2,779	0	0	0.0
Annualize prior year budget actions	2,432	0	2,432	0	0	0.0
BA1 CPW counter-poaching trafficking K9 program	2,123	0	2,123	0	0	0.0
R4 Park manager career progression	1,769	0	1,769	0	0	0.0
R14 CPW administrative support	1,312	0	1,312	0	0	0.0
R10 Aquatics staffing and hatchery ops	1,248	0	1,248	0	0	0.0
R12 CPW information and education	963	0	963	0	0	0.0
R8 Wildlife dam safety staffing	435	0	435	0	0	0.0
R1 State Land Board biodiversity program	0	0	0	0	0	0.0
R5 River operations coordinators	0	0	0	0	0	0.0
R6 Create CWCB grants section	0	0	0	0	0	0.0
R7 IT infrastructure and support	0	0	0	0	0	0.0
R11 Staff for demand at state parks	0	0	0	0	0	0.0
R13 SLB outdoor recreation leasing	0	0	0	0	0	0.0
TOTAL	\$726,780	\$100,637	\$585,367	\$25,133	\$15,643	0.0
INCREASE/(DECREASE)	\$726,780	\$100,637	\$585,367	\$25,133	\$15,643	0.0
Percentage Change	n/a	n/a	n/a	n/a	n/a	0.0%
FY 2024-25 EXECUTIVE REQUEST	\$731,746	\$101,820	\$588,860	\$25,423	\$15,643	0.0
Request Above/(Below) Recommendation	\$4,966	\$1,183	\$3,493	\$290	\$0	0.0

UNFUNDED LIABILITY AMORTIZATION EQUALIZATION DISBURSEMENT PAYMENTS

This line item provides funding for amortization and supplemental amortization payments to increase the funded status of the Public Employees' Retirement Association (PERA).

STATUTORY AUTHORITY: Section 24-51-411, C.R.S.

REQUEST: The Department did not request this item.

RECOMMENDATION: Staff recommends an appropriation of \$14,533,464 total funds as shown in the table below as part of the JBC's decision to combine the AED and SAED line items into the Unfunded Liability Amortization Equalization Disbursements Payments line item.

EXECUTIVE DIRECTOR'S OFFICE, ADMINISTRATION, UNFUNDED LIABILITY AMORTIZATION EQUALIZATION DISBURSEMENT PAYMENTS						
	TOTAL FUNDS	GENERAL FUND	CASH FUNDS	REAPPROPRIATED FUNDS	FEDERAL FUNDS	FTE
FY 2023-24 Appropriation	n/a	n/a	n/a	n/a	n/a	n/a
FY 2024-25 RECOMMENDED APPROPRIATION						

EXECUTIVE DIRECTOR'S OFFICE, ADMINISTRATION, UNFUNDED LIABILITY AMORTIZATION EQUALIZATION DISBURSEMENT PAYMENTS						
	TOTAL FUNDS	GENERAL FUND	CASH FUNDS	REAPPROPRIATED FUNDS	FEDERAL FUNDS	FTE
FY 2023-24 Appropriation	\$0	\$0	\$0	\$0	\$0	0
Combine AED and SAED	\$14,232,714	\$2,035,210	\$11,352,008	\$525,214	\$320,282	0.0
Centrally appropriated line items	1,563,162	201,172	1,301,354	33,306	27,330	0.0
R9 Wildlife management staffing	64,560	0	64,560	0	0	0.0
R2 CPW biodiversity and habitat	61,758	0	61,758	0	0	0.0
BA1 CPW counter-poaching trafficking K9 program	47,172	0	47,172	0	0	0.0
R4 Park manager career progression	39,328	0	39,328	0	0	0.0
R14 CPW administrative support	29,158	0	29,158	0	0	0.0
R10 Aquatics staffing and hatchery ops	27,724	0	27,724	0	0	0.0
R12 CPW information and education	21,392	0	21,392	0	0	0.0
R8 Wildlife dam safety staffing	9,658	0	9,658	0	0	0.0
Annualize prior year budget actions	0	0	0	0	0	0.0
R5 River operations coordinators	0	0	0	0	0	0.0
R11 Staff for demand at state parks	0	0	0	0	0	0.0
R13 SLB outdoor recreation leasing	0	0	0	0	0	0.0
R6 Create CWCB grants section	0	0	0	0	0	0.0
R1 State Land Board biodiversity program	0	0	0	0	0	0.0
R7 IT infrastructure and support	0	0	0	0	0	0.0
TOTAL	\$16,096,626	\$2,236,382	\$12,954,112	\$558,520	\$347,612	0.0
INCREASE/(DECREASE)	\$16,096,626	\$2,236,382	\$12,954,112	\$558,520	\$347,612	0.0
Percentage Change	n/a	n/a	n/a	n/a	n/a	n/a
Request Above/(Below) Recommendation	(\$16,096,626)	(\$2,236,382)	(\$12,954,112)	(\$558,520)	(\$347,612)	0.0

S.B. 04-257 AMORTIZATION EQUALIZATION DISBURSEMENT

Beginning in January 2006, statute requires the State to contribute additional funds to assist in the amortization of the Public Employees' Retirement Association's (PERA) unfunded liability. This rate is 5.0 percent of total payroll.

STATUTORY AUTHORITY: Section 24-51-411, C.R.S.

REQUEST: The Department requests \$8,110,736 total funds as shown in the table below.

RECOMMENDATION: Staff recommends \$0 as part of the JBC's decision to combine the AED and SAED line items into the Unfunded Liability Amortization Equalization Disbursements Payments line item.

EXECUTIVE DIRECTOR'S OFFICE, ADMINISTRATION, S.B. 04-257 AMORTIZATION EQUALIZATION DISBURSEMENT						
	TOTAL FUNDS	GENERAL FUND	CASH FUNDS	REAPPROPRIATED FUNDS	FEDERAL FUNDS	FTE
FY 2023-24 APPROPRIATION						
S.B. 23-214 (Long Bill)	\$7,116,357	\$1,017,605	\$5,676,004	\$262,607	\$160,141	0.0
TOTAL	\$7,116,357	\$1,017,605	\$5,676,004	\$262,607	\$160,141	0.0
FY 2024-25 RECOMMENDED APPROPRIATION						

EXECUTIVE DIRECTOR'S OFFICE, ADMINISTRATION, S.B. 04-257 AMORTIZATION EQUALIZATION DISBURSEMENT						
	TOTAL FUNDS	GENERAL FUND	CASH FUNDS	REAPPROPRIATED FUNDS	FEDERAL FUNDS	FTE
FY 2023-24 Appropriation	\$7,116,357	\$1,017,605	\$5,676,004	\$262,607	\$160,141	0.0
Annualize prior year budget actions	0	0	0	0	0	0.0
Centrally appropriated line items	0	0	0	0	0	0.0
R1 State Land Board biodiversity program	0	0	0	0	0	0.0
R2 CPW biodiversity and habitat	0	0	0	0	0	0.0
R4 Park manager career progression	0	0	0	0	0	0.0
R5 River operations coordinators	0	0	0	0	0	0.0
R6 Create CWCW grants section	0	0	0	0	0	0.0
R7 IT infrastructure and support	0	0	0	0	0	0.0
R8 Wildlife dam safety staffing	0	0	0	0	0	0.0
R9 Wildlife management staffing	0	0	0	0	0	0.0
R10 Aquatics staffing and hatchery ops	0	0	0	0	0	0.0
R11 Staff for demand at state parks	0	0	0	0	0	0.0
R12 CPW information and education	0	0	0	0	0	0.0
R13 SLB outdoor recreation leasing	0	0	0	0	0	0.0
R14 CPW administrative support	0	0	0	0	0	0.0
BA1 CPW counter-poaching trafficking K9 program	0	0	0	0	0	0.0
Combine AED and SAED	(7,116,357)	(1,017,605)	(5,676,004)	(262,607)	(160,141)	0.0
TOTAL	\$0	\$0	\$0	\$0	\$0	0.0
INCREASE/(DECREASE)	(\$7,116,357)	(\$1,017,605)	(\$5,676,004)	(\$262,607)	(\$160,141)	0.0
Percentage Change	(100.0%)	(100.0%)	(100.0%)	(100.0%)	(100.0%)	0.0%
FY 2024-25 EXECUTIVE REQUEST	\$8,110,736	\$1,131,331	\$6,523,113	\$282,486	\$173,806	0.0
Request Above/(Below) Recommendation	\$8,110,736	\$1,131,331	\$6,523,113	\$282,486	\$173,806	0.0

S.B. 06-235 SUPPLEMENTAL AMORTIZATION EQUALIZATION DISBURSEMENT

Similar to the AED line item, the Supplemental Amortization Equalization Disbursement (SAED) line item increases employees' contributions to the PERA Trust Fund to amortize the unfunded liability in the Trust Fund.

STATUTORY AUTHORITY: Section 24-51-411, C.R.S.

REQUEST: The Department requests an appropriation of \$8,110,736 total funds as shown in the table below.

RECOMMENDATION: Staff recommends \$0 as part of the JBC's decision to combine the AED and SAED line items into the Unfunded Liability Amortization Equalization Disbursements Payments line item.

EXECUTIVE DIRECTOR'S OFFICE, ADMINISTRATION, S.B. 06-235 SUPPLEMENTAL AMORTIZATION EQUALIZATION DISBURSEMENT						
	TOTAL FUNDS	GENERAL FUND	CASH FUNDS	REAPPROPRIATED FUNDS	FEDERAL FUNDS	FTE
FY 2023-24 APPROPRIATION						
FY 2023-24 Appropriation	\$7,116,357	\$1,017,605	\$5,676,004	\$262,607	\$160,141	0.0
TOTAL	\$7,116,357	\$1,017,605	\$5,676,004	\$262,607	\$160,141	0.0

EXECUTIVE DIRECTOR'S OFFICE, ADMINISTRATION, S.B. 06-235 SUPPLEMENTAL AMORTIZATION EQUALIZATION DISBURSEMENT						
	TOTAL FUNDS	GENERAL FUND	CASH FUNDS	REAPPROPRIATED FUNDS	FEDERAL FUNDS	FTE
FY 2024-25 RECOMMENDED APPROPRIATION						
FY 2023-24 Appropriation	\$7,116,357	\$1,017,605	\$5,676,004	\$262,607	\$160,141	0.0
Centrally appropriated line items	0	0	0	0	0	0.0
Annualize prior year budget actions	0	0	0	0	0	0.0
R1 State Land Board biodiversity program	0	0	0	0	0	0.0
R2 CPW biodiversity and habitat	0	0	0	0	0	0.0
R4 Park manager career progression	0	0	0	0	0	0.0
R5 River operations coordinators	0	0	0	0	0	0.0
R6 Create CWCB grants section	0	0	0	0	0	0.0
R7 IT infrastructure and support	0	0	0	0	0	0.0
R8 Wildlife dam safety staffing	0	0	0	0	0	0.0
R9 Wildlife management staffing	0	0	0	0	0	0.0
R10 Aquatics staffing and hatchery ops	0	0	0	0	0	0.0
R11 Staff for demand at state parks	0	0	0	0	0	0.0
R12 CPW information and education	0	0	0	0	0	0.0
R13 SLB outdoor recreation leasing	0	0	0	0	0	0.0
R14 CPW administrative support	0	0	0	0	0	0.0
BA1 CPW counter-poaching trafficking K9 program	0	0	0	0	0	0.0
Combine AED and SAED	(7,116,357)	(1,017,605)	(5,676,004)	(262,607)	(160,141)	0.0
TOTAL	\$0	\$0	\$0	\$0	\$0	0.0
INCREASE/(DECREASE)						
Percentage Change	(100.0%)	(100.0%)	(100.0%)	(100.0%)	(100.0%)	0.0%
FY 2024-25 EXECUTIVE REQUEST						
Request Above/(Below) Recommendation	\$8,110,736	\$1,131,331	\$6,523,113	\$282,486	\$173,806	0.0

PERA DIRECT DISTRIBUTION

This line item is included as a common policy allocation payment for the state portion of the PERA Direct Distribution created in Section 24-51-414, C.R.S., enacted in S.B. 18-200.

STATUTORY AUTHORITY: Section 24-51-414, (2) C.R.S.

REQUEST: The Department requests an appropriation of \$3,204,697 total funds, as shown in the table below.

RECOMMENDATION: Staff recommends \$3,180,502 total funds as shown in the table below in accordance with the Committee's common policy decisions.

EXECUTIVE DIRECTOR'S OFFICE, ADMINISTRATION, PERA DIRECT DISTRIBUTION						
	TOTAL FUNDS	GENERAL FUND	CASH FUNDS	REAPPROPRIATED FUNDS	FEDERAL FUNDS	FTE
FY 2023-24 APPROPRIATION						
FY 2023-24 Appropriation	\$468,983	\$79,467	\$372,435	\$17,081	\$0	0.0
TOTAL	\$468,983	\$79,467	\$372,435	\$17,081	\$0	0.0
FY 2024-25 RECOMMENDED APPROPRIATION						

EXECUTIVE DIRECTOR'S OFFICE, ADMINISTRATION, PERA DIRECT DISTRIBUTION						
	TOTAL FUNDS	GENERAL FUND	CASH FUNDS	REAPPROPRIATED FUNDS	FEDERAL FUNDS	FTE
FY 2023-24 Appropriation	\$468,983	\$79,467	\$372,435	\$17,081	\$0	0.0
Centrally appropriated line items	2,711,519	440,821	2,175,321	95,377	0	0.0
TOTAL	\$3,180,502	\$520,288	\$2,547,756	\$112,458	\$0	0.0
INCREASE/(DECREASE)	\$2,711,519	\$440,821	\$2,175,321	\$95,377	\$0	0.0
Percentage Change	578.2%	554.7%	584.1%	558.4%	0.0%	0.0%
FY 2024-25 EXECUTIVE REQUEST	\$3,204,697	\$524,245	\$2,567,138	\$113,314	\$0	0.0
Request Above/(Below) Recommendation	\$24,195	\$3,957	\$19,382	\$856	\$0	0.0

SALARY SURVEY

Pursuant to Section 24-50-104 (4) (c), C.R.S., the Department of Personnel's total compensation report recommends a salary adjustment each year, which is funded by this line item.

STATUTORY AUTHORITY: Section 24-50-104, C.R.S.

REQUEST: The Department requests \$9,696,154 total funds as shown in the table below.

RECOMMENDATION: Staff recommends \$9,815,362 total funds as shown in the table below in accordance with the Committee's decision on common policies.

EXECUTIVE DIRECTOR'S OFFICE, ADMINISTRATION, SALARY SURVEY						
	TOTAL FUNDS	GENERAL FUND	CASH FUNDS	REAPPROPRIATED FUNDS	FEDERAL FUNDS	FTE
FY 2023-24 APPROPRIATION						
FY 2023-24 Appropriation	\$7,824,733	\$1,124,437	\$6,252,440	\$275,313	\$172,543	0.0
TOTAL	\$7,824,733	\$1,124,437	\$6,252,440	\$275,313	\$172,543	0.0
FY 2024-25 RECOMMENDED APPROPRIATION						
FY 2023-24 Appropriation	\$7,824,733	\$1,124,437	\$6,252,440	\$275,313	\$172,543	0.0
Centrally appropriated line items	9,815,362	1,258,017	8,107,227	308,143	141,975	0.0
Annualize prior year salary increase	(7,824,733)	(1,124,437)	(6,252,440)	(275,313)	(172,543)	0.0
Create Step Increase line item	(4,016,373)	(439,038)	(3,461,010)	(103,597)	(12,728)	0.0
TOTAL	\$5,798,989	\$818,979	\$4,646,217	\$204,546	\$129,247	0.0
INCREASE/(DECREASE)	(\$2,025,744)	(\$305,458)	(\$1,606,223)	(\$70,767)	(\$43,296)	0.0
Percentage Change	(25.9%)	(27.2%)	(25.7%)	(25.7%)	(25.1%)	0.0%
FY 2024-25 EXECUTIVE REQUEST	\$9,696,154	\$1,218,807	\$8,051,445	\$297,513	\$128,389	0.0
Request Above/(Below) Recommendation	\$3,897,165	\$399,828	\$3,405,228	\$92,967	(\$858)	0.0

STEP PAY

This line item provides detail on the amount of funding appropriated to each department as a result of the step pay plan. The step pay plan takes effect in FY 2024-25 and is a result of negotiations between the State of Colorado and Colorado Workers for Innovative and New Solutions (COWINS).

STATUTORY AUTHORITY: Section 24-50-1101, C.R.S., et seq.

REQUEST: The Department requests an appropriation of \$4,016,373 total funds, including \$439,038 General Fund and \$3,461,010 cash funds, \$103,597 reappropriated funds, and \$12,728 Federal Funds for FY 2024-25. However, the Department requested this as part of the Salary Survey line item.

RECOMMENDATION: Staff recommends approval of the request.

TEMPORARY EMPLOYEES RELATED TO AUTHORIZED LEAVE

This line item would fund the backfill costs associated with state employees utilizing 160 hours or four weeks of Paid Family Medical Leave.

STATUTORY AUTHORITY: Not applicable.

REQUEST: The Department requests \$111,198 total funds, including \$3,427 General Fund, \$107,227 cash funds, and \$544 reappropriated funds.

RECOMMENDATION: Staff recommends approval of the request.

SHIFT DIFFERENTIAL

The Shift Differential line item addresses the adjustment necessary to compensate employees for work performed outside of normal work schedules. These are second and third shift workers whose scheduled work hours fall outside of regular work hours.

STATUTORY AUTHORITY: Section 24-50-104 (1) (a), C.R.S.

REQUEST: The Department requests \$363,396 total funds as shown in the table below.

RECOMMENDATION: Staff recommends \$320,839 total funds as shown in the table below in accordance with the Committee's decision on common policies.

EXECUTIVE DIRECTOR'S OFFICE, ADMINISTRATION, SHIFT DIFFERENTIAL						
	TOTAL FUNDS	GENERAL FUND	CASH FUNDS	REAPPROPRIATED FUNDS	FEDERAL FUNDS	FTE
FY 2023-24 APPROPRIATION						
FY 2023-24 Appropriation	\$54,230	\$0	\$54,230	\$0	\$0	0.0
TOTAL	\$54,230	\$0	\$54,230	\$0	\$0	0.0
FY 2024-25 RECOMMENDED APPROPRIATION						
FY 2023-24 Appropriation	\$54,230	\$0	\$54,230	\$0	\$0	0.0
Centrally appropriated line items	266,609	0	266,076	533	0	0.0
TOTAL	\$320,839	\$0	\$320,306	\$533	\$0	0.0
INCREASE/(DECREASE)	\$266,609	\$0	\$266,076	\$533	\$0	0.0
Percentage Change	491.6%	0.0%	490.6%	#DIV/0!	0.0%	0.0%
FY 2024-25 EXECUTIVE REQUEST	\$363,396	\$0	\$362,792	\$604	\$0	0.0
Request Above/(Below) Recommendation	\$42,557	\$0	\$42,486	\$71	\$0	0.0

WORKERS' COMPENSATION

This line item is used to pay the Department's share of the State's workers' compensation program administered by the Department of Personnel.

STATUTORY AUTHORITY: Section 24-30-1510.7, C.R.S.

REQUEST: The Department requests \$1,481,000 total funds, as shown in the table below.

RECOMMENDATION: Staff recommends \$1,436,375 total funds as shown in the table below but requests permission to adjust fund splits as necessary to implement the Committee's common policy decisions.

EXECUTIVE DIRECTOR'S OFFICE, ADMINISTRATION, WORKERS' COMPENSATION						
	TOTAL FUNDS	GENERAL FUND	CASH FUNDS	REAPPROPRIATED FUNDS	FEDERAL FUNDS	FTE
FY 2023-24 APPROPRIATION						
FY 2023-24 Appropriation	\$1,105,642	\$6,344	\$1,077,312	\$2,548	\$19,438	0.0
TOTAL	\$1,105,642	\$6,344	\$1,077,312	\$2,548	\$19,438	0.0
FY 2024-25 RECOMMENDED APPROPRIATION						
FY 2023-24 Appropriation	\$1,105,642	\$6,344	\$1,077,312	\$2,548	\$19,438	0.0
Centrally appropriated line items	330,733	1,898	322,258	762	5,815	0.0
TOTAL	\$1,436,375	\$8,242	\$1,399,570	\$3,310	\$25,253	0.0
INCREASE/(DECREASE)	\$330,733	\$1,898	\$322,258	\$762	\$5,815	0.0
Percentage Change	29.9%	29.9%	29.9%	29.9%	29.9%	0.0%
FY 2024-25 EXECUTIVE REQUEST	\$1,481,000	\$10,670	\$1,467,856	\$1,770	\$704	0.0
Request Above/(Below) Recommendation	\$44,625	\$2,428	\$68,286	(\$1,540)	(\$24,549)	0.0

OPERATING EXPENSES

This line item includes both the Executive Director's Office operating costs and capital outlay. Capital outlay is typically spent on computers, furniture and other one-time purchases. A portion of this line is also annually held aside in a technology fund for IT projects that benefit all divisions within the Department. The total appropriation amount for this line changes very little from year to year. Staff notes that the majority of expenses are related to Division of Parks and Wildlife capital outlay related expenditures.

STATUTORY AUTHORITY: Sections 24-1-105, 24-1-124, and 24-33-101 *et seq.*, C.R.S.

REQUEST: The Department requests \$248,114 total funds as shown in the table below.

RECOMMENDATION: Staff recommends approval of the request.

EXECUTIVE DIRECTOR'S OFFICE, ADMINISTRATION, OPERATING EXPENSES						
	TOTAL FUNDS	GENERAL FUND	CASH FUNDS	REAPPROPRIATED FUNDS	FEDERAL FUNDS	FTE
FY 2023-24 APPROPRIATION						
FY 2023-24 Appropriation	\$260,633	\$15,752	\$950	\$243,931	\$0	0.0
TOTAL	\$260,633	\$15,752	\$950	\$243,931	\$0	0.0

EXECUTIVE DIRECTOR'S OFFICE, ADMINISTRATION, OPERATING EXPENSES						
	TOTAL FUNDS	GENERAL FUND	CASH FUNDS	REAPPROPRIATED FUNDS	FEDERAL FUNDS	FTE
FY 2024-25 RECOMMENDED APPROPRIATION						
FY 2023-24 Appropriation	\$260,633	\$15,752	\$950	\$243,931	\$0	0.0
R7 IT infrastructure and support	11,812	0	0	11,812	0	0.0
Annualize prior year legislation	(12,325)	(12,325)	0	0	0	0.0
Annualize prior year budget actions	(12,006)	0	0	(12,006)	0	0.0
TOTAL	\$248,114	\$3,427	\$950	\$243,737	\$0	0.0
INCREASE/(DECREASE)	(\$12,519)	(\$12,325)	\$0	(\$194)	\$0	0.0
Percentage Change	(4.8%)	(78.2%)	0.0%	(0.1%)	0.0%	0.0%
FY 2024-25 EXECUTIVE REQUEST	\$248,114	\$3,427	\$950	\$243,737	\$0	0.0
Request Above/(Below) Recommendation	\$0	\$0	\$0	\$0	\$0	0.0

LEGAL SERVICES

This line item is used to pay the Department of Law for the provision of attorney and paralegal services for all Divisions.

STATUTORY AUTHORITY: Sections 24-31-101 (1) (a) and 24-75-112 (1) (i), C.R.S.

REQUEST: The Department requests an appropriation of \$8,450,054 total funds, as shown in the table below.

RECOMMENDATION: Staff recommendation is pending Committee approval of the common policy for this line item. Staff requests permission to adjust all pending line items and the fund splits, as necessary, once Committee policy is established.

EXECUTIVE DIRECTOR'S OFFICE, ADMINISTRATION, LEGAL SERVICES						
	TOTAL FUNDS	GENERAL FUND	CASH FUNDS	REAPPROPRIATED FUNDS	FEDERAL FUNDS	FTE
FY 2023-24 APPROPRIATION						
FY 2023-24 Appropriation	\$7,851,696	\$2,125,358	\$5,583,068	\$116,604	\$26,666	0.0
TOTAL	\$7,851,696	\$2,125,358	\$5,583,068	\$116,604	\$26,666	0.0
FY 2024-25 RECOMMENDED APPROPRIATION						
FY 2023-24 Appropriation	\$7,851,696	\$2,125,358	\$5,583,068	\$116,604	\$26,666	0.0
Centrally appropriated line items	598,358	587,849	(806)	10,372	943	0.0
TOTAL	\$8,450,054	\$2,713,207	\$5,582,262	\$126,976	\$27,609	0.0
INCREASE/(DECREASE)	\$598,358	\$587,849	(\$806)	\$10,372	\$943	0.0
Percentage Change	7.6%	27.7%	(0.0%)	8.9%	3.5%	0.0%
FY 2024-25 EXECUTIVE REQUEST	\$8,450,054	\$2,713,207	\$5,582,262	\$126,976	\$27,609	0.0
Request Above/(Below) Recommendation	\$0	\$0	\$0	\$0	\$0	0.0

PAYMENT TO RISK MANAGEMENT AND PROPERTY FUNDS

This line item represents an allocation appropriated to each department based on a shared statewide risk formula for two programs, the Liability Program and the Property Program. The Liability Program

is used to pay liability claims and expenses brought against the State. The Property Program provides insurance coverage for State buildings and their contents.

STATUTORY AUTHORITY: Sections 24-30-1510 and 24-30-1510.5, C.R.S.

REQUEST: The Department requests an appropriation of \$2,551,447 total funds as shown in the table below.

RECOMMENDATION: Staff recommends \$2,925,596 total funds as shown in the table below, but requests permission to adjust fund splits as necessary to implement the Committee's common policy decisions.

EXECUTIVE DIRECTOR'S OFFICE, ADMINISTRATION, PAYMENT TO RISK MANAGEMENT AND PROPERTY FUNDS						
	TOTAL FUNDS	GENERAL FUND	CASH FUNDS	REAPPROPRIATED FUNDS	FEDERAL FUNDS	FTE
FY 2023-24 APPROPRIATION						
FY 2023-24 Appropriation	\$2,474,741	\$277,367	\$2,121,288	\$52,342	\$23,744	0.0
TOTAL	\$2,474,741	\$277,367	\$2,121,288	\$52,342	\$23,744	0.0
FY 2024-25 RECOMMENDED APPROPRIATION						
FY 2023-24 Appropriation	\$2,474,741	\$277,367	\$2,121,288	\$52,342	\$23,744	0.0
Centrally appropriated line items	1,349,946	114,035	1,203,713	19,508	12,690	0.0
Annualize prior year budget actions	(899,091)	(144,266)	(716,321)	(29,572)	(8,932)	0.0
TOTAL	\$2,925,596	\$247,136	\$2,608,680	\$42,278	\$27,502	0.0
INCREASE/(DECREASE)	\$450,855	(\$30,231)	\$487,392	(\$10,064)	\$3,758	0.0
Percentage Change	18.2%	(10.9%)	23.0%	(19.2%)	15.8%	0.0%
FY 2024-25 EXECUTIVE REQUEST	\$2,551,447	\$135,217	\$2,378,910	\$23,237	\$14,083	0.0
Request Above/(Below)						
Recommendation	(\$374,149)	(\$111,919)	(\$229,770)	(\$19,041)	(\$13,419)	0.0

VEHICLE LEASE PAYMENTS

Funds provided through this line item enable the Department to lease vehicles from State Fleet Management in the Department of Personnel and Administration. Seven of the Department's eight divisions lease vehicles to perform their work. The cost of each lease is based on the purchase price of the vehicle selected and the terms of the lease agreement.

STATUTORY AUTHORITY: Section 24-30-1104 (2), C.R.S.

REQUEST: The Department requests an appropriation of \$6,127,172 total funds as shown in the table below.

RECOMMENDATION: Staff recommends approval of the request, but requests permission to adjust fund splits as necessary to implement the Committee's common policy decisions.

EXECUTIVE DIRECTOR'S OFFICE, ADMINISTRATION, VEHICLE LEASE PAYMENTS						
	TOTAL FUNDS	GENERAL FUND	CASH FUNDS	REAPPROPRIATED FUNDS	FEDERAL FUNDS	FTE
FY 2023-24 APPROPRIATION						

EXECUTIVE DIRECTOR'S OFFICE, ADMINISTRATION, VEHICLE LEASE PAYMENTS						
	TOTAL FUNDS	GENERAL FUND	CASH FUNDS	REAPPROPRIATED FUNDS	FEDERAL FUNDS	FTE
FY 2023-24 Appropriation	\$5,203,394	\$408,510	\$4,736,264	\$18,834	\$39,786	0.0
TOTAL	\$5,203,394	\$408,510	\$4,736,264	\$18,834	\$39,786	0.0
FY 2024-25 RECOMMENDED APPROPRIATION						
FY 2023-24 Appropriation	\$5,203,394	\$408,510	\$4,736,264	\$18,834	\$39,786	0.0
Centrally appropriated line items	492,545	38,669	448,327	1,783	3,766	0.0
Annualize prior year budget actions	312,550	103,095	209,455	0	0	0.0
R9 Wildlife management staffing	50,020	20,821	29,199	0	0	0.0
R2 CPW biodiversity and habitat	14,727	0	14,727	0	0	0.0
R11 Staff for demand at state parks	14,327	0	14,327	0	0	0.0
BA1 CPW counter-poaching trafficking K9 program	11,938	0	11,938	0	0	0.0
R5 River operations coordinators	8,336	8,336	0	0	0	0.0
R1 State Land Board biodiversity program	7,887	0	7,887	0	0	0.0
R10 Aquatics staffing and hatchery ops	5,326	0	5,326	0	0	0.0
R13 SLB outdoor recreation leasing	2,629	0	2,629	0	0	0.0
R12 CPW information and education	1,847	0	1,847	0	0	0.0
R8 Wildlife dam safety staffing	1,646	0	1,646	0	0	0.0
TOTAL	\$6,127,172	\$579,431	\$5,483,572	\$20,617	\$43,552	0.0
INCREASE/(DECREASE)	\$923,778	\$170,921	\$747,308	\$1,783	\$3,766	0.0
Percentage Change	17.8%	41.8%	15.8%	9.5%	9.5%	0.0%
FY 2024-25 EXECUTIVE REQUEST	\$6,127,172	\$559,410	\$5,494,200	\$11,756	\$61,806	0.0
Request Above/(Below) Recommendation	\$0	(\$20,021)	\$10,628	(\$8,861)	\$18,254	0.0

CAPITAL OUTLAY

This line item provides funding for the replacement of equipment and furnishings and minor facility renovations.

STATUTORY AUTHORITY: Sections 24-1-105, 24-1-124, and 24-33-101 *et seq.*, C.R.S.

REQUEST: The Department requests a continuation-level appropriation of \$1,062,343 total funds, including \$1,057,006 cash fund and \$5,337 federal funds.

RECOMMENDATION: Staff recommends approval of the request.

INFORMATION TECHNOLOGY ASSET MAINTENANCE

This line item enables the Department to maintain and replace its IT systems. This includes annual IT support and maintenance agreements with hardware and software vendors, new and replacement equipment, computer supplies, data communication charges, utilities and other related costs.

STATUTORY AUTHORITY: Sections 24-1-105, 24-1-124, and 24-33-101 *et seq.*, C.R.S.

REQUEST: The Department requests an appropriation of \$877,198 total funds, as shown in the table below.

RECOMMENDATION: Staff recommends approval of the request.

EXECUTIVE DIRECTOR'S OFFICE, ADMINISTRATION, INFORMATION TECHNOLOGY ASSET MAINTENANCE						
	TOTAL FUNDS	GENERAL FUND	CASH FUNDS	REAPPROPRIATED FUNDS	FEDERAL FUNDS	FTE
FY 2023-24 APPROPRIATION						
FY 2023-24 Appropriation	\$871,820	\$120,992	\$638,819	\$112,009	\$0	0.0
TOTAL	\$871,820	\$120,992	\$638,819	\$112,009	\$0	0.0
FY 2024-25 RECOMMENDED APPROPRIATION						
FY 2023-24 Appropriation	\$871,820	\$120,992	\$638,819	\$112,009	\$0	0.0
Annualize prior year budget actions	5,378	0	5,378	0	0	0.0
TOTAL	\$877,198	\$120,992	\$644,197	\$112,009	\$0	0.0
INCREASE/(DECREASE)	\$5,378	\$0	\$5,378	\$0	\$0	0.0
Percentage Change	0.6%	0.0%	0.8%	0.0%	0.0%	0.0%
FY 2024-25 EXECUTIVE REQUEST	\$877,198	\$120,992	\$644,197	\$112,009	\$0	0.0
Request Above/(Below)						
Recommendation	\$0	\$0	\$0	\$0	\$0	0.0

LEASED SPACE

The responsibilities of the Department of Natural Resources extend across the entire state, and for reasons of efficiency and proximity to specific project areas DNR's divisions operate a number of satellite offices throughout Colorado. In many instances, divisions are statutorily required to operate offices in specific counties and/or congressional districts.

STATUTORY AUTHORITY: Section 24-30-1303, *et seq.*, C.R.S.

REQUEST: The Department requests an appropriation of \$1,985,820 total funds, as shown in the table below.

RECOMMENDATION: Staff recommends approval of the request.

EXECUTIVE DIRECTOR'S OFFICE, ADMINISTRATION, LEASED SPACE						
	TOTAL FUNDS	GENERAL FUND	CASH FUNDS	REAPPROPRIATED FUNDS	FEDERAL FUNDS	FTE
FY 2023-24 APPROPRIATION						
FY 2023-24 Appropriation	\$1,994,429	\$730,971	\$1,235,738	\$5,356	\$22,364	0.0
TOTAL	\$1,994,429	\$730,971	\$1,235,738	\$5,356	\$22,364	0.0
FY 2024-25 RECOMMENDED APPROPRIATION						
FY 2023-24 Appropriation	\$1,994,429	\$730,971	\$1,235,738	\$5,356	\$22,364	0.0
Centrally appropriated line items	(8,609)	23,519	(32,761)	331	302	0.0
TOTAL	\$1,985,820	\$754,490	\$1,202,977	\$5,687	\$22,666	0.0
INCREASE/(DECREASE)	(\$8,609)	\$23,519	(\$32,761)	\$331	\$302	0.0
Percentage Change	(0.4%)	3.2%	(2.7%)	6.2%	1.4%	0.0%
FY 2024-25 EXECUTIVE REQUEST	\$1,985,820	\$754,490	\$1,202,977	\$5,687	\$22,666	0.0
Request Above/(Below)						
Recommendation	\$0	\$0	\$0	\$0	\$0	0.0

CAPITOL COMPLEX LEASED SPACE

This line item is used to pay the Department of Personnel for the costs of maintaining state buildings that are part of the capitol complex. Capitol Complex Leased Space is appropriated based on usable square footage utilized by each state department. For the Department of Natural Resources, this includes 79,240 square feet of space at 1313 Sherman Street (Centennial Building).

STATUTORY AUTHORITY: Section 24-30-1104 (4), C.R.S., and Part 1 of Article 82 of Title 24, C.R.S.

REQUEST: The Department requests \$1,091,416 total funds as shown in the table below.

RECOMMENDATION: Staff recommends \$839,367 total funds as shown in the table below in accordance with the Committee's common policy decisions. Staff requests permission to adjust fund splits as necessary to implement those decisions.

EXECUTIVE DIRECTOR'S OFFICE, ADMINISTRATION, CAPITOL COMPLEX LEASED SPACE						
	TOTAL FUNDS	GENERAL FUND	CASH FUNDS	REAPPROPRIATED FUNDS	FEDERAL FUNDS	FTE
FY 2023-24 APPROPRIATION						
FY 2023-24 Appropriation	\$860,440	\$272,922	\$301,119	\$129,684	\$156,715	0.0
TOTAL	\$860,440	\$272,922	\$301,119	\$129,684	\$156,715	0.0
FY 2024-25 RECOMMENDED APPROPRIATION						
FY 2023-24 Appropriation	\$860,440	\$272,922	\$301,119	\$129,684	\$156,715	0.0
Centrally appropriated line items	(21,073)	(6,684)	(7,375)	(3,176)	(3,838)	0.0
TOTAL	\$839,367	\$266,238	\$293,744	\$126,508	\$152,877	0.0
INCREASE/(DECREASE)	(\$21,073)	(\$6,684)	(\$7,375)	(\$3,176)	(\$3,838)	0.0
Percentage Change	(2.4%)	(2.4%)	(2.4%)	(2.4%)	(2.4%)	0.0%
FY 2024-25 EXECUTIVE REQUEST	\$1,091,416	\$346,185	\$401,155	\$164,496	\$179,580	0.0
Request Above/(Below) Recommendation	\$252,049	\$79,947	\$107,411	\$37,988	\$26,703	0.0

DIGITAL TRUNK RADIO PAYMENTS

This line item provides funding for payments to the Office of Public Safety Communications in the Department of Public Safety related to digital trunk radio user charges. This is a new line item that reflects the transfer of digital trunk radio administration from the Office of Information Technology to the Office of Public Safety Communications as created by H.B. 22-1353 (Public Safety Communications Transfer).

STATUTORY AUTHORITY: Section 24-33.5-2508, C.R.S.

REQUEST: The Department requests \$2,022,900 cash funds.

RECOMMENDATION: Staff's recommendation is pending Committee approval of the common policy for this line item. Staff requests permission to adjust all pending line items and fund splits to reflect the Committee's common policy decisions.

EXECUTIVE DIRECTOR'S OFFICE, ADMINISTRATION, DIGITAL TRUNK RADIO PAYMENTS						
	TOTAL FUNDS	GENERAL FUND	CASH FUNDS	REAPPROPRIATED FUNDS	FEDERAL FUNDS	FTE
FY 2023-24 APPROPRIATION						
FY 2023-24 Appropriation	\$1,940,561	\$0	\$1,940,561	\$0	\$0	0.0
TOTAL	\$1,940,561	\$0	\$1,940,561	\$0	\$0	0.0
FY 2024-25 RECOMMENDED APPROPRIATION						
FY 2023-24 Appropriation	\$1,940,561	\$0	\$1,940,561	\$0	\$0	0.0
Non-prioritized decision items	82,339	0	82,339	0	0	0.0
TOTAL	\$2,022,900	\$0	\$2,022,900	\$0	\$0	0.0
INCREASE/(DECREASE)	\$82,339	\$0	\$82,339	\$0	\$0	0.0
Percentage Change	4.2%	0.0%	4.2%	0.0%	0.0%	0.0%
FY 2024-25 EXECUTIVE REQUEST	\$2,022,900	\$0	\$2,022,900	\$0	\$0	0.0
Request Above/(Below)						
Recommendation	\$0	\$0	\$0	\$0	\$0	0.0

CORE OPERATIONS

This line item funds the Department's share of the statewide accounting system (CORE) used by the State Controller to record all state revenues and expenditures.

STATUTORY AUTHORITY: Section 24-30-209, C.R.S.

REQUEST: The Department requests an appropriation of \$232,289 total funds as shown in the table below.

RECOMMENDATION: Staff recommends \$151,676 total funds as shown in the table below, but requests permission to adjust fund splits as necessary to implement the Committee's common policy decisions.

EXECUTIVE DIRECTOR'S OFFICE, ADMINISTRATION, CORE OPERATIONS						
	TOTAL FUNDS	GENERAL FUND	CASH FUNDS	REAPPROPRIATED FUNDS	FEDERAL FUNDS	FTE
FY 2023-24 APPROPRIATION						
FY 2023-24 Appropriation	\$544,817	\$41,071	\$476,495	\$13,005	\$14,246	0.0
TOTAL	\$544,817	\$41,071	\$476,495	\$13,005	\$14,246	0.0
FY 2024-25 RECOMMENDED APPROPRIATION						
FY 2023-24 Appropriation	\$544,817	\$41,071	\$476,495	\$13,005	\$14,246	0.0
Centrally appropriated line items	(393,141)	(29,637)	(343,840)	(9,384)	(10,280)	0.0
TOTAL	\$151,676	\$11,434	\$132,655	\$3,621	\$3,966	0.0
INCREASE/(DECREASE)	(\$393,141)	(\$29,637)	(\$343,840)	(\$9,384)	(\$10,280)	0.0
Percentage Change	(72.2%)	(72.2%)	(72.2%)	(72.2%)	(72.2%)	0.0%
FY 2024-25 EXECUTIVE REQUEST	\$232,289	\$18,135	\$201,626	\$5,907	\$6,621	0.0
Request Above/(Below)						
Recommendation	\$80,613	\$6,701	\$68,971	\$2,286	\$2,655	0.0

PAYMENTS TO OIT

This line item provides spending authority for the Department to purchase IT services from the Governor's Office of Information Technology (OIT). The majority of this appropriation is used to

pay for the OIT staff who provide network support, desktop support, and applications development for the Department.

STATUTORY AUTHORITY: Sections 24-37.5-103, 4-37.5-506 and 24-37.5-604, C.R.S.

REQUEST: The Department requests an appropriation of \$19,640,024 total funds as shown in the table below.

RECOMMENDATION: Staff recommendation is pending Committee approval of the common policy for this line item. Staff requests permission to adjust all pending line items and fund splits to reflect the Committee's common policy decisions.

EXECUTIVE DIRECTOR'S OFFICE, ADMINISTRATION, PAYMENTS TO OIT						
	TOTAL FUNDS	GENERAL FUND	CASH FUNDS	REAPPROPRIATED FUNDS	FEDERAL FUNDS	FTE
FY 2023-24 APPROPRIATION						
FY 2023-24 Appropriation	\$19,198,633	\$3,681,746	\$14,952,126	\$188,635	\$376,126	0.0
TOTAL	\$19,198,633	\$3,681,746	\$14,952,126	\$188,635	\$376,126	0.0
FY 2024-25 RECOMMENDED APPROPRIATION						
FY 2023-24 Appropriation	\$19,198,633	\$3,681,746	\$14,952,126	\$188,635	\$376,126	0.0
Centrally appropriated line items	1,037,099	67,373	928,472	29,681	11,573	0.0
Annualize prior year budget actions	(595,708)	(81,165)	(496,004)	(3,315)	(15,224)	0.0
TOTAL	\$19,640,024	\$3,667,954	\$15,384,594	\$215,001	\$372,475	0.0
INCREASE/(DECREASE)	\$441,391	(\$13,792)	\$432,468	\$26,366	(\$3,651)	0.0
Percentage Change	2.3%	(0.4%)	2.9%	14.0%	(1.0%)	0.0%
FY 2024-25 EXECUTIVE REQUEST	\$19,640,024	\$3,667,954	\$15,384,594	\$215,001	\$372,475	0.0
Request Above/(Below)						
Recommendation	\$0	\$0	\$0	\$0	\$0	0.0

SPECIES CONSERVATION TRUST FUND

Senate Bill 21-281 (Concerning Severance Tax Revenue) authorized an annual appropriation up to \$5.0 annually from the Severance Tax Operational Fund to the Species Conservation Trust Fund (SCTF). However, pursuant to Section 24-33-111 (3)(a), C.R.S., legislative approval through an annual SCTF bill is required to authorize spending from the Species Conservation Trust Fund.

STATUTORY AUTHORITY: Section 39-29-109.3 (1)(g)(I), C.R.S.

REQUEST: The Department requests an appropriation of \$5,000,000 cash funds from the Severance Tax Operational Fund to the Species Conservation Trust Fund in FY 2024-25.

RECOMMENDATION: Staff recommends approval of the request.

WILDFIRE MITIGATION CAPACITY DEVELOPMENT FUND [NEW LINE ITEM]

Senate Bill 23-139 (State Severance Tax Trust Fund Allocation) authorized an annual appropriation up to \$5.0 annually from the Severance Tax Operational Fund to the Wildfire Mitigation Capacity Development Fund. This continuously appropriated cash fund supports the Colorado Strategic Wildfire Action Program.

STATUTORY AUTHORITY: Section 39-29-109.3 (1)(g)(V), C.R.S.

REQUEST: The Department requests an appropriation of \$5,100,000 total funds, including \$5.0 million from the Severance Tax Operational Fund and \$100,000 General Fund, to the Wildfire Mitigation Capacity Development Fund in FY 2024-25.

RECOMMENDATION: Staff recommends \$5.0 million cash funds. Staff's recommendation excludes the \$100,000 General Fund appropriation that was one-time for FY 2023-24.

STATEWIDE ADMINISTRATIVE SERVICES [NEW LINE ITEM]

This line item provides funding for payments for statewide administrative services provide by the Department of Personnel's Executive Director's Office.

STATUTORY AUTHORITY: Article 50.3 of Title 24, C.R.S.

REQUEST: The Department requests an appropriation of \$174,902 total funds, including \$31,598 General Fund, for the creation of a new line item to accommodate a new common policy to provide annual funding for administrative services provide by the Department of Personnel.

RECOMMENDATION: The staff **recommendation is pending** the Committee common policy decision for this line item. Staff requests permission to update pending line items and apply necessary fund split adjustments once Committee policy is established.

STATE AGENCY SERVICES [NEW LINE ITEM]

This line item provides funding for payments for statewide human resource services provide by the Department of Personnel's Division of Human Resources.

STATUTORY AUTHORITY: Part 13 of Article 30 of Title 24, C.R.S.

REQUEST: The Department requests an appropriation of \$319,260 total funds, including \$45,112 General Fund, for the creation of a new line item to accommodate a new common policy to provide annual funding for administrative services provide by the Department of Personnel.

RECOMMENDATION: The staff **recommendation is pending** the Committee common policy decision for this line item. Staff requests permission to update pending line items and apply necessary fund split adjustments once Committee policy is established.

STATEWIDE TRAINING SERVICES [NEW LINE ITEM]

This line item provides funding for payments to the Center for Organizational Effectiveness, which provides professional development and training services for state employees.

STATUTORY AUTHORITY: Section 24-50-122, C.R.S.

REQUEST: The Department requests an appropriation of \$64,354 total funds, including \$9,093 General Fund, for the creation of a new line item to accommodate a new common policy to provide annual funding for administrative services provide by the Department of Personnel.

RECOMMENDATION: The staff **recommendation is pending** the Committee common policy decision for this line item. Staff requests permission to update pending line items and apply necessary fund split adjustments once Committee policy is established.

LABOR RELATIONS SERVICES [NEW LINE ITEM]

This line item provides funding for payments for statewide labor relation services provide by the Department of Personnel's Division of Human Resources, Labor Relations Unit.

STATUTORY AUTHORITY: Part 11, Article 50, of Title 24, C.R.S.

REQUEST: The Department requests an appropriation of \$388,532 total funds, including \$64,502 General Fund, for the creation of a new line item to accommodate a new common policy to provide annual funding for administrative services provide by the Department of Personnel.

RECOMMENDATION: The staff **recommendation is pending** the Committee common policy decision for this line item. Staff requests permission to update pending line items and apply necessary fund split adjustments once Committee policy is established.

FINANCIAL OPERATIONS AND REPORTING SERVICES [NEW LINE ITEM]

This line item provides funding for payments for statewide labor relation services provide by the Department of Personnel's Division of Human Resources, Labor Relations Unit.

STATUTORY AUTHORITY: Sections 24-30-201 through 24-30-207, C.R.S.

REQUEST: The Department requests an appropriation of \$410,548 total funds, including \$44,152 General Fund, for the creation of a new line item to accommodate a new common policy to provide annual funding for administrative services provide by the Department of Personnel.

RECOMMENDATION: The staff **recommendation is pending** the Committee common policy decision for this line item. Staff requests permission to update pending line items and apply necessary fund split adjustments once Committee policy is established.

PROCUREMENT AND CONTRACTS SERVICES [NEW LINE ITEM]

This line item provides funding for payments for statewide labor relation services provide by the Department of Personnel's Division of Human Resources, Labor Relations Unit.

STATUTORY AUTHORITY: Sections 24-102-201 through 207 and 24-102-301, C.R.S.

REQUEST: The Department requests an appropriation of \$254,258 total funds, including \$27,343 General Fund, for the creation of a new line item to accommodate a new common policy to provide annual funding for administrative services provide by the Department of Personnel.

RECOMMENDATION: The staff **recommendation is pending** the Committee common policy decision for this line item. Staff requests permission to update pending line items and apply necessary fund split adjustments once Committee policy is established.

(B) SPECIAL PROGRAMS**COLORADO AVALANCHE INFORMATION CENTER PROGRAM COSTS**

The Colorado Avalanche Information Center (CAIC) works to minimize the economic and human impact of snow avalanches on recreation, tourism, commerce, industry, and the citizens of Colorado by providing information and education on avalanche danger. The CAIC is responsible for forecasting avalanche danger and providing education and safety training to help reduce risks to highway travelers, Colorado Department of Transportation (CDOT) staff, recreationalists, and avalanche professionals.

STATUTORY AUTHORITY: Sections 24-1-124 (2.1) (c) and 24-33-116, C.R.S.

REQUEST: The Department requests an appropriation of \$2,490,554 total funds and 20.7 FTE as shown in the table below.

RECOMMENDATION: Staff recommends approval of the request.

EXECUTIVE DIRECTOR'S OFFICE, SPECIAL PROGRAMS, COLORADO AVALANCHE INFORMATION CENTER						
	TOTAL FUNDS	GENERAL FUND	CASH FUNDS	REAPPROPRIATED FUNDS	FEDERAL FUNDS	FTE
FY 2023-24 APPROPRIATION						
FY 2023-24 Appropriation	\$2,572,802	\$0	\$1,776,176	\$777,655	\$18,971	20.7
TOTAL	\$2,572,802	\$0	\$1,776,176	\$777,655	\$18,971	20.7
FY 2024-25 RECOMMENDED APPROPRIATION						
FY 2023-24 Appropriation	\$2,572,802	\$0	\$1,776,176	\$777,655	\$18,971	20.7
Annualize prior year salary increase	71,889	0	43,133	28,756	0	0.0
Annualize prior year budget actions	(154,137)	0	(154,137)	0	0	0.0
TOTAL	\$2,490,554	\$0	\$1,665,172	\$806,411	\$18,971	20.7
INCREASE/(DECREASE)	(\$82,248)	\$0	(\$111,004)	\$28,756	\$0	0.0
Percentage Change	(3.2%)	0.0%	(6.2%)	3.7%	0.0%	0.0%
FY 2024-25 EXECUTIVE REQUEST	\$2,490,554	\$0	\$1,665,172	\$806,411	\$18,971	20.7
Request Above/(Below)						
Recommendation	\$0	\$0	\$0	\$0	\$0	0.0

COLORADO RIVER PROGRAM

This line item supports funding for the Upper Colorado River Commissioner and a communications specialist. Both are paid for out of CWCB Construction Fund.

REQUEST: The Department requests an appropriation of \$309,900 cash funds from the Colorado Water Conservation Board Construction Fund and 2.0 FTE.

RECOMMENDATION: Staff recommends approval of the request.

EXECUTIVE DIRECTOR'S OFFICE, SPECIAL PROGRAMS, COLORADO RIVER PROGRAM						
	TOTAL FUNDS	GENERAL FUND	CASH FUNDS	REAPPROPRIATED FUNDS	FEDERAL FUNDS	FTE
FY 2023-24 APPROPRIATION						
FY 2023-24 Appropriation	\$323,900	\$0	\$323,900	\$0	\$0	2.0

EXECUTIVE DIRECTOR'S OFFICE, SPECIAL PROGRAMS, COLORADO RIVER PROGRAM						
	TOTAL FUNDS	GENERAL FUND	CASH FUNDS	REAPPROPRIATED FUNDS	FEDERAL FUNDS	FTE
TOTAL	\$323,900	\$0	\$323,900	\$0	\$0	2.0
FY 2024-25 RECOMMENDED APPROPRIATION						
FY 2023-24 Appropriation	\$323,900	\$0	\$323,900	\$0	\$0	2.0
Annualize prior year budget actions	(14,000)	0	(14,000)	0	0	0.0
TOTAL	\$309,900	\$0	\$309,900	\$0	\$0	2.0
INCREASE/(DECREASE)	(\$14,000)	\$0	(\$14,000)	\$0	\$0	0.0
Percentage Change	(4.3%)	0.0%	(4.3%)	0.0%	0.0%	0.0%
FY 2024-25 EXECUTIVE REQUEST	\$309,900	\$0	\$309,900	\$0	\$0	2.0
Request Above/(Below)						
Recommendation	\$0	\$0	\$0	\$0	\$0	0.0

COLORADO PRODUCED WATER CONSORTIUM [NEW LINE ITEM]

This line item supports funding for the Colorado Produced Water Consortium created via H.B. 23-1242 (Water Conservation in Oil and Gas Operations). The bill requires the Consortium to make recommendations to state agencies and the General Assembly regarding the recycling and reuse of produced water, develop guidance documents to promote best practices for in-field recycling and reuse of produced water, and analyze and report on:

- Existing produced water infrastructure, storage, and treatment facilities;
- The volume of produced water in different oil and gas basins available for recycling and reuse; and
- Additional infrastructure, storage, and technology needed to achieve different levels of recycling and reuse of produced water throughout the state.

STATUTORY AUTHORITY: Section 34-60-135 (2)(a), C.R.S.

REQUEST: The Department requests an appropriation of \$231,134 cash funds and 2.0 FTE.

RECOMMENDATION: Staff recommends approval of the request.

INDIRECT COST ASSESSMENT

This line item reflects the amount of indirect cost assessments to cash and federal funding sources within this subdivision. The Department uses the funds collected to offset General Fund that would otherwise be required to pay for services from the Executive Director's Office.

REQUEST: The Department requests an appropriation of \$115,529 cash funds.

RECOMMENDATION: Staff recommends approval of the request.

(2) DIVISION OF RECLAMATION, MINING, AND SAFETY

The Division of Reclamation, Mining, and Safety (DRMS) is charged with helping to develop Colorado's mining industry in an environmentally protective manner and ensuring that mined land is reclaimed to a beneficial use. This includes: (1) permitting, inspecting, and ensuring compliance at active coal and mineral prospecting and mining operations; (2) safeguarding and reclaiming abandoned and forfeited mine sites; and (3) training, testing, and certifying mine employees at both coal and non-coal mining operations in accordance with federal health and safety standards. Pursuant to Section 39-29-109.3 (1)(c), C.R.S., the General Assembly may appropriate up to 25.0 percent of the money in the Severance Tax Operational Fund to the Division.

DIVISION OF RECLAMATION, MINING, AND SAFETY						
	TOTAL FUNDS	GENERAL FUND	CASH FUNDS	REAPPROPRIATED FUNDS	FEDERAL FUNDS	FTE
FY 2023-24 Appropriation						
S.B. 23-214 (Long Bill)	\$8,409,773	\$0	\$4,817,297	\$0	\$3,592,476	64.8
TOTAL	\$8,409,773	\$0	\$4,817,297	\$0	\$3,592,476	64.8
FY 2024-25 RECOMMENDED APPROPRIATION						
FY 2023-24 Appropriation	\$8,409,773	\$0	\$4,817,297	\$0	\$3,592,476	64.8
Annualize prior year salary increase	183,295	0	101,495	0	81,800	0.0
Indirect cost assessment	17,315	0	14,059	0	3,256	0.0
TOTAL	\$8,610,383	\$0	\$4,932,851	\$0	\$3,677,532	64.8
INCREASE/(DECREASE)	\$200,610	\$0	\$115,554	\$0	\$85,056	0.0
Percentage Change	2.4%	n/a	2.4%	n/a	2.4%	0.0%
FY 2024-25 EXECUTIVE REQUEST	\$8,610,383	\$0	\$4,932,851	\$0	\$3,677,532	64.8
Request Above/(Below) Recommendation	\$0	\$0	\$0	\$0	\$0	(0.0)

DECISION ITEMS - DIVISION OF RECLAMATION, MINING, AND SAFETY (NONE)

The Department request for FY 2024-25 did not include any decision items or budget amendments that impact the Division of Reclamation, Mining, and Safety.

LINE ITEM DETAIL - DIVISION OF RECLAMATION, MINING, AND SAFETY

(A) COAL LAND RECLAMATION

PROGRAM COSTS

This line item supports the Coal Regulatory Program, which regulates active coal mines and ensures mined lands are reclaimed to beneficial use while protecting public health, safety, and the environment. Colorado was granted state primacy to regulate coal mines following the passage of the federal Surface Mining Control and Reclamation Act (SMCRA), Title V of 1977. The program is funded with 77.6 percent federal funds from the U.S. Department of the Interior's Office of Surface Mining (OSM) and 22.4 percent state cash match from the Severance Tax Operational Fund, based on total permitted

mine acres located on federally owned lands versus non-federal acres. The federal grant funds are contingent on Colorado maintaining state primacy to conduct a coal regulation program. The state severance tax funds are subject to a statutory limit on the Division's total allowable usage of 25.0 percent of the total revenue in the Operational Fund (Section 39-29-109.3 (1)(c), C.R.S.). This appropriation supports 19.0 FTE, which includes technical regulatory and management staff, a grant/financial warranty specialist, administrative staff and a share of central administrative staff that support the entire division.

STATUTORY AUTHORITY: Sections 34-33-101, *et seq.*, C.R.S.

REQUEST: The Department requests an appropriation of \$2,101,077 total funds including \$476,712 cash funds from the Severance Tax Operational Fund and \$1,624,365 federal funds and 19.0 FTE for FY 2024-25.

RECOMMENDATION: **Staff recommends approving the request.**

DIVISION OF RECLAMATION, MINING, AND SAFETY, COAL LAND RECLAMATION, PROGRAM COSTS						
	TOTAL FUNDS	GENERAL FUND	CASH FUNDS	REAPPROPRIATED FUNDS	FEDERAL FUNDS	FTE
FY 2023-24 APPROPRIATION						
S.B. 23-214 (Long Bill)	\$2,042,316	\$0	\$459,083	\$0	\$1,583,233	19.0
TOTAL	\$2,042,316	\$0	\$459,083	\$0	\$1,583,233	19.0
FY 2024-25 RECOMMENDED APPROPRIATION						
FY 2023-24 Appropriation	\$2,042,316	\$0	\$459,083	\$0	\$1,583,233	19.0
Annualize prior year salary increase	58,761	0	17,629	0	41,132	0.0
TOTAL	\$2,101,077	\$0	\$476,712	\$0	\$1,624,365	19.0
INCREASE/(DECREASE)	\$58,761	\$0	\$17,629	\$0	\$41,132	0.0
Percentage Change	2.9%	n/a	3.8%	n/a	2.6%	0.0%
FY 2024-25 EXECUTIVE REQUEST	\$2,101,077	\$0	\$476,712	\$0	\$1,624,365	19.0
Request Above/(Below)						
Recommendation	\$0	\$0	\$0	\$0	\$0	0.0

INDIRECT COST ASSESSMENT

This line item reflects the amount of indirect cost assessments to cash and federal funding sources within the Coal Land Reclamation subdivision. The Department uses the funds collected to offset General Fund that would otherwise be required to pay for services from the Executive Director's Office.

REQUEST: The Department requests an appropriation of \$99,197 total funds, including \$20,831 cash funds from the Severance Tax Operational Fund and \$78,366 federal funds for FY 2024-25.

RECOMMENDATION: **Staff recommends approving the request.**

DIVISION OF RECLAMATION, MINING, AND SAFETY, COAL LAND RECLAMATION, INDIRECT COST ASSESSMENT						
	TOTAL FUNDS	GENERAL FUND	CASH FUNDS	REAPPROPRIATED FUNDS	FEDERAL FUNDS	FTE
FY 2023-24 APPROPRIATION						
S.B. 23-214 (Long Bill)	\$93,033	\$0	\$19,537	\$0	\$73,496	0.0
TOTAL	\$93,033	\$0	\$19,537	\$0	\$73,496	0.0
FY 2024-25 RECOMMENDED APPROPRIATION						
FY 2023-24 Appropriation	\$93,033	\$0	\$19,537	\$0	\$73,496	0.0
Indirect cost assessment	6,164	0	1,294	0	4,870	0.0
TOTAL	\$99,197	\$0	\$20,831	\$0	\$78,366	0.0
INCREASE/(DECREASE)	\$6,164	\$0	\$1,294	\$0	\$4,870	0.0
Percentage Change	6.6%	n/a	6.6%	n/a	6.6%	n/a
FY 2024-25 EXECUTIVE REQUEST	\$99,197	\$0	\$20,831	\$0	\$78,366	0.0
Request Above/(Below) Recommendation	\$0	\$0	\$0	\$0	\$0	0.0

(B) INACTIVE MINES

PROGRAM COSTS

This line item provides funding for the Inactive Mines Reclamation Program (IMRP), which is responsible for safeguarding abandoned mine openings, and reclaiming pre-law or legacy abandoned mine sites mined prior to passage of SMCRA in 1977. Funding consists of OSM federal grant funds and state cash funds from the Severance Tax Operational Fund.

Unlike the Coal Program, no specific percentage cash match is required but federal funding is contingent on maintaining a federally-approved coal mining regulatory program. OSM funds are limited to use at pre-law sites and may not be used to remedy environmental and water quality issues. The federal funds appropriated in the Long Bill reflect the administrative portion of the federal grant. The IMRP includes 17.8 FTE but the cost of between 7.0 and 11.0 FTE are charged to non-appropriated project funds from the federal Office of Surface Mining, Reclamation, and Enforcement, the Bureau of Land Management, U.S. Forest Service, Environmental Protection Agency, Department of Energy, and other cooperative agreements.

This line item also supports the Mining Non-Point Source (MNPS) Program, formerly included in the Legacy Mine Hydrology Projects line item which was consolidated into the program line item in FY 2020-21. The program helps local entities secure federal funding from the U.S. Environmental Protection Agency (EPA) for water quality improvement (not water treatment) projects at pre-law mine sites abandoned prior to adoption of the Clean Water Act (CWA) of 1972. After mining operations cease in a given location, acid drainage and metal leaching can continue at these sites for many years. The cost of water treatment is now accounted for in the permitting and bonding process for active mine sites, but abandoned legacy mine sites do not have an identifiable party or operator that can be held responsible for remediation. Instead, reclamation must be undertaken voluntarily by local entities and is supported by grant funding with financial and technical assistance from the DRMS.

The MNPS Program uses cash funds from the Severance Tax Operational Fund as matching funds for the federal grants used to support the construction of hydro-geologic controls at legacy sites, including: diversion ditches, mine waste removal, mine waste consolidation, stream diversion, and re-vegetation. Additionally, the DRMS occasionally receives non-appropriated grant funds from CDPHE for which it has continuous spending authority pursuant to Section 34-33-133 (2)(a), C.R.S. The MNPS includes 1.2 FTE for project management.

This line item also supports the former Reclamation of Forfeited Mine Sites line item which was also consolidated into the program line item in FY 2020-21. The General Assembly created this line item in FY 2007-08 to provide funding to reclaim mine sites forfeited due to operator bankruptcy or death, or that had insufficient bonds when the mining permit was revoked. Risks associated with unreclaimed mine sites include water contamination, unstable soils, volatile gases and explosives, and open pits. Funding available for reclamation at forfeited mine sites is largely determined by the date of forfeiture:

- 1 Mines forfeited prior to 1977 qualify for federal funding from the Office of Surface Mining and receive some severance tax revenue through the Program Costs line item in this subdivision. Sites treated under this line item are not eligible for federal funds that can be used for pre-1977 mines.
- 2 Between 1977 and 1993 mine operators were required to post bonds, but the bonds were capped in statute by mine type and were not tailored to the features of individual mine sites. As a result, the capped bonds were sometimes inadequate to fully fund reclamation at sites from this period and, prior to the establishment of this line item, the DRMS was only able to address the sites as funding permitted.
- 3 Mines established after 1993 have individually-calculated bond requirements based on size, type of disturbance, on-site structures, surrounding environmental impacts, and construction costs. While the bonds from mines forfeited after 1993 have generally been adequate to address necessary reclamation work, the DRMS still encounters mine sites with bond shortages or failures that require additional funding to fully reclaim. This situation can occur if a mine site has changed between permitting/bonding and forfeiture.

This line item also supports the former Emergency Response Costs line item which was also consolidated into the program line item in FY 2020-21. This appropriation provides funds for the Department to use for an initial response to environmental emergencies at both permitted and legacy mining sites. For large-scale emergencies, there are procedures for the Governor and/or the JBC to make additional funding available, but the appropriation in this line item can be used immediately while other funds are secured. Additionally, even if affected sites have financial warranties, it often takes time to go through the required regulatory procedures needed to liquidate the bonds and other warranty instruments for abandoned mine sites. By providing an immediately available source of funds, the Division is able to avoid increased remediation costs that may be incurred by a delay in responding to environmental emergencies due to funding. Contractors perform the environmental remediation work and no FTE are associated with emergency activity.

To accommodate projects completed at high elevation locations, the time required for landowner and contract approval prior to actual work at each site, and due to the length of time mine reclamation can take to complete, the former Legacy Mine Hydrology Projects and Reclamation of Forfeited Mine Sites line items included three-year spending authority, authorized by Long Bill footnote. The consolidated Program Costs line item was accorded three-year spending authority at the time of consolidation in FY 2020-21. The Program Costs line still has three-year spending authority.

STATUTORY AUTHORITY: Sections 34-21-101 to 34-21-103, C.R.S., Section 34-24-110, C.R.S., Sections 34-32-118 and 34-32.5-118, Sections 34-32-122, 34-32-124 and 34-32-124.5, C.R.S., Section 34-33-133, C.R.S., and Section 34-34-101, *et seq.*, C.R.S.

REQUEST: The Department requests an appropriation of \$2,763,923 total funds including \$1,248,310 cash funds from the Severance Tax Operational Fund and \$1,515,613 federal funds and 17.8 FTE for FY 2024-25.

RECOMMENDATION: **Staff recommends approving the request and continuing three-year spending authority and the related RFI.**

DIVISION OF RECLAMATION, MINING, AND SAFETY, INACTIVE MINES, PROGRAM COSTS						
	TOTAL FUNDS	GENERAL FUND	CASH FUNDS	REAPPROPRIATED FUNDS	FEDERAL FUNDS	FTE
FY 2023-24 APPROPRIATION						
S.B. 23-214 (Long Bill)	\$2,722,635	\$0	\$1,245,870	\$0	\$1,476,765	17.8
TOTAL	\$2,722,635	\$0	\$1,245,870	\$0	\$1,476,765	17.8
FY 2024-25 RECOMMENDED APPROPRIATION						
FY 2023-24 Appropriation	\$2,722,635	\$0	\$1,245,870	\$0	\$1,476,765	17.8
Annualize prior year salary increase	41,288	0	2,440	0	38,848	0.0
TOTAL	\$2,763,923	\$0	\$1,248,310	\$0	\$1,515,613	17.8
INCREASE/(DECREASE)	\$41,288	\$0	\$2,440	\$0	\$38,848	0.0
Percentage Change	1.5%	n/a	0.2%	n/a	2.6%	0.0%
FY 2024-25 EXECUTIVE REQUEST						
Request Above/(Below)						
Recommendation	\$0	\$0	\$0	\$0	\$0	0.0

INDIRECT COST ASSESSMENT

This line item reflects the amount of indirect cost assessments to cash and federal funding sources within the Inactive Mines subdivision. The Department uses the funds collected to offset General Fund that would otherwise be required to pay for services from the Executive Director's Office.

REQUEST: The Department requests an appropriation of \$200,234 total funds, including \$42,226 cash funds from the Severance Tax Operational Fund and \$158,008 federal funds for FY 2024-25.

RECOMMENDATION: **Staff recommends approving the request.**

DIVISION OF RECLAMATION, MINING, AND SAFETY, INACTIVE MINES, INDIRECT COST ASSESSMENT						
	TOTAL FUNDS	GENERAL FUND	CASH FUNDS	REAPPROPRIATED FUNDS	FEDERAL FUNDS	FTE
FY 2023-24 APPROPRIATION						
S.B. 23-214 (Long Bill)	\$196,190	\$0	\$38,182	\$0	\$158,008	0.0
TOTAL	\$196,190	\$0	\$38,182	\$0	\$158,008	0.0
FY 2024-25 RECOMMENDED APPROPRIATION						
FY 2023-24 Appropriation	\$196,190	\$0	\$38,182	\$0	\$158,008	0.0
Indirect cost assessment	4,044	0	4,044	0	0	0.0
TOTAL	\$200,234	\$0	\$42,226	\$0	\$158,008	0.0
INCREASE/(DECREASE)	\$4,044	\$0	\$4,044	\$0	\$0	0.0
Percentage Change	2.1%	n/a	10.6%	n/a	0.0%	n/a
FY 2024-25 EXECUTIVE REQUEST	\$200,234	\$0	\$42,226	\$0	\$158,008	0.0
Request Above/(Below) Recommendation	\$0	\$0	\$0	\$0	\$0	0.0

(C) MINERALS

PROGRAM COSTS

This program issues and enforces mining and reclamation permits for all non-coal mines in Colorado on state, federal, and private lands. The types of minerals regulated under this program include metals (e.g. gold, silver, and molybdenum), construction materials (e.g. sand, gravel, marble, and flagstone), uranium, and vanadium. The Minerals Program also regulates oil shale development but coordinates extensively with the Energy and Carbon Management Commission in reviewing permits and conducting inspections. Additionally, operating costs of the Mined Land Reclamation Board are paid from this line item. Fund sources include permitting fees deposited in the Mined Land Reclamation Fund and severance tax revenues from the Severance Tax Operational Fund. Most fees are set in statute, but some are set by rule pursuant to Section 34-32-127, C.R.S.

STATUTORY AUTHORITY: Sections 34-32-101, *et seq.*, and 34-32.5-101, *et seq.*, C.R.S.

REQUEST: The Department requests an appropriation of \$2,608,810 cash funds from the Severance Tax Operational Fund and 23.0 FTE for FY 2024-25.

RECOMMENDATION: **Staff recommends approving the request.**

DIVISION OF RECLAMATION, MINING, AND SAFETY, MINERALS, PROGRAM COSTS						
	TOTAL FUNDS	GENERAL FUND	CASH FUNDS	REAPPROPRIATED FUNDS	FEDERAL FUNDS	FTE
FY 2023-24 APPROPRIATION						
S.B. 23-214 (Long Bill)	\$2,529,449	\$0	\$2,529,449	\$0	\$0	23.0
TOTAL	\$2,529,449	\$0	\$2,529,449	\$0	\$0	23.0
FY 2024-25 RECOMMENDED APPROPRIATION						
FY 2023-24 Appropriation	\$2,529,449	\$0	\$2,529,449	\$0	\$0	23.0
Annualize prior year salary increase	79,361	0	79,361	0	0	0.0
TOTAL	\$2,608,810	\$0	\$2,608,810	\$0	\$0	23.0

DIVISION OF RECLAMATION, MINING, AND SAFETY, MINERALS, PROGRAM COSTS						
	TOTAL FUNDS	GENERAL FUND	CASH FUNDS	REAPPROPRIATED FUNDS	FEDERAL FUNDS	FTE
INCREASE/(DECREASE)	\$79,361	\$0	\$79,361	\$0	\$0	0.0
Percentage Change	3.1%	n/a	3.1%	n/a	n/a	0.0%
FY 2024-25 EXECUTIVE REQUEST	\$2,608,810	\$0	\$2,608,810	\$0	\$0	23.0
Request Above/(Below)						
Recommendation	\$0	\$0	\$0	\$0	\$0	0.0

INDIRECT COST ASSESSMENT

This line item reflects the amount of indirect cost assessments to cash and federal funding sources within the Minerals subdivision. The Department uses the funds collected to offset General Fund that would otherwise be required to pay for services from the Executive Director's Office.

REQUEST: The Department requests an appropriation of \$112,310 cash funds from the Severance Tax Operational Fund for FY 2024-25.

RECOMMENDATION: **Staff recommends approving the request.**

DIVISION OF RECLAMATION, MINING, AND SAFETY, MINERALS, INDIRECT COST ASSESSMENT						
	TOTAL FUNDS	GENERAL FUND	CASH FUNDS	REAPPROPRIATED FUNDS	FEDERAL FUNDS	FTE
FY 2023-24 APPROPRIATION						
S.B. 23-214 (Long Bill)	\$103,990	\$0	\$103,990	\$0	\$0	0.0
TOTAL	\$103,990	\$0	\$103,990	\$0	\$0	0.0
FY 2024-25 RECOMMENDED APPROPRIATION						
FY 2023-24 Appropriation	\$103,990	\$0	\$103,990	\$0	\$0	0.0
Indirect cost assessment	8,320	0	8,320	0	0	0.0
TOTAL	\$112,310	\$0	\$112,310	\$0	\$0	0.0
INCREASE/(DECREASE)	\$8,320	\$0	\$8,320	\$0	\$0	0.0
Percentage Change	8.0%	n/a	8.0%	n/a	n/a	n/a
FY 2024-25 EXECUTIVE REQUEST	\$112,310	\$0	\$112,310	\$0	\$0	0.0
Request Above/(Below)						
Recommendation	\$0	\$0	\$0	\$0	\$0	0.0

(D) MINES PROGRAM

COLORADO AND FEDERAL MINE SAFETY PROGRAM

This program conducts safety audits of active mines, provides mine rescue and safety training, produces and distributes mine safety training materials, and inspects tourist mines. Federal funds are from the Mine Safety and Health Administration in the U.S. Department of Labor and account for the majority of program funding. The remainder of the appropriation is comprised of cash funds from the Severance Tax Operational Fund and a small amount of fee revenue from coal mine certification exams and training materials.

STATUTORY AUTHORITY: Articles 20 to 24 of Title 34, C.R.S.

REQUEST: The Department requests an appropriation of \$571,328 total funds including \$379,863 cash funds from the Severance Tax Operational Fund and \$191,465 federal funds and 4.0 FTE for FY 2024-25.

RECOMMENDATION: **Staff recommends approving the request.**

DIVISION OF RECLAMATION, MINING, AND SAFETY, MINES PROGRAM, COLORADO AND FEDERAL MINE SAFETY PROGRAM						
	TOTAL FUNDS	GENERAL FUND	CASH FUNDS	REAPPROPRIATED FUNDS	FEDERAL FUNDS	FTE
FY 2023-24 APPROPRIATION						
S.B. 23-214 (Long Bill)	\$567,443	\$0	\$377,798	\$0	\$189,645	4.0
TOTAL	\$567,443	\$0	\$377,798	\$0	\$189,645	4.0
FY 2024-25 RECOMMENDED APPROPRIATION						
FY 2023-24 Appropriation	\$567,443	\$0	\$377,798	\$0	\$189,645	4.0
Annualize prior year salary increase	3,885	0	2,065	0	1,820	0.0
TOTAL	\$571,328	\$0	\$379,863	\$0	\$191,465	4.0
INCREASE/(DECREASE)	\$3,885	\$0	\$2,065	\$0	\$1,820	0.0
Percentage Change	0.7%	n/a	0.5%	n/a	1.0%	0.0%
FY 2024-25 EXECUTIVE REQUEST	\$571,328	\$0	\$379,863	\$0	\$191,465	4.0
Request Above/(Below)						
Recommendation	\$0	\$0	\$0	\$0	\$0	0.0

BLASTER CERTIFICATION PROGRAM

This line item provides funding for the Blaster Certification Program, which administers certification exams required by certain coal mine officials as specified in Section 34-22-105, C.R.S. Federal funds from the OSM account for 79.0 percent of program funding with a 21.0 percent state match from the Severance Tax Operational Fund.

STATUTORY AUTHORITY: Section 34-33-101, *et seq.*, C.R.S.

REQUEST: The Department requests a continuation appropriation of \$140,862 total funds, including \$35,107 cash funds from the Severance Tax Operational Fund and \$105,755 federal funds and 1.0 FTE for FY 2024-25.

RECOMMENDATION: **JBC staff recommends approving the request.**

INDIRECT COST ASSESSMENT

This line item reflects the amount of indirect cost assessments to cash and federal funding sources within the Mines Program subdivision. The Department uses the funds collected to offset General Fund that would otherwise be required to pay for services from the Executive Director's Office.

REQUEST: The Department requests an appropriation of \$12,642 total funds, including \$8,682 cash funds from the Severance Tax Operational Fund and \$3,960 federal funds for FY 2024-25.

RECOMMENDATION: Staff recommends approving the request.

DIVISION OF RECLAMATION, MINING, AND SAFETY, MINES PROGRAM, INDIRECT COST ASSESSMENT						
	TOTAL FUNDS	GENERAL FUND	CASH FUNDS	REAPPROPRIATED FUNDS	FEDERAL FUNDS	FTE
FY 2023-24 APPROPRIATION						
S.B. 23-214 (Long Bill)	\$13,855	\$0	\$8,281	\$0	\$5,574	0.0
TOTAL	\$13,855	\$0	\$8,281	\$0	\$5,574	0.0
FY 2024-25 RECOMMENDED APPROPRIATION						
FY 2023-24 Appropriation	\$13,855	\$0	\$8,281	\$0	\$5,574	0.0
Indirect cost assessment	(1,213)	0	401	0	(1,614)	0.0
TOTAL	\$12,642	\$0	\$8,682	\$0	\$3,960	0.0
INCREASE/(DECREASE)	(\$1,213)	\$0	\$401	\$0	(\$1,614)	0.0
Percentage Change	(8.8%)	n/a	4.8%	n/a	(29.0%)	n/a
FY 2024-25 EXECUTIVE REQUEST	\$12,642	\$0	\$8,682	\$0	\$3,960	0.0
Request Above/(Below) Recommendation	\$0	\$0	\$0	\$0	\$0	0.0

(3) ENERGY AND CARBON MANAGEMENT COMMISSION

The Energy and Carbon Management Commission (ECMC) is charged with regulating the responsible exploration, development, and conservation of Colorado's oil and natural gas resources in a manner that protects public health, safety, welfare, the environment, and wildlife resources. To achieve these goals, the Commission promulgates regulations governing oil and gas development, issues permits, enforces laws and regulations, maintains a financial surety program to ensure proper reclamation of well sites, and provides information to the public and industry pertaining to oil and gas production. In addition to regulation and enforcement, the ECMC responds to complaints and inquiries, responds to oil and gas spills and other environmental emergencies at production sites, manages plugging and reclamation work at abandoned well sites, and performs baseline water quality studies.

ENERGY AND CARBON MANAGEMENT COMMISSION						
	TOTAL FUNDS	GENERAL FUND	CASH FUNDS	REAPPROPRIATED FUNDS	FEDERAL FUNDS	FTE
FY 2023-24 Appropriation						
S.B. 23-214 (Long Bill)	\$29,640,752	\$0	\$29,540,624	\$0	\$100,128	179.5
Other legislation	3,180,122	0	3,180,122	0	0	20.2
TOTAL	\$32,820,874	\$0	\$32,720,746	\$0	\$100,128	199.7
FY 2024-25 RECOMMENDED APPROPRIATION						
FY 2023-24 Appropriation	\$32,820,874	\$0	\$32,720,746	\$0	\$100,128	199.7
Annualize prior year salary increase	647,507	0	647,507	0	0	0.0
R15 Energy and carbon mgmt website	0	0	0	0	0	0.0
Indirect cost assessment	134,249	0	81,687	0	52,562	0.0
Annualize prior year legislation	(1,078,536)	0	(1,078,536)	0	0	(0.1)
Annualize prior year budget actions	(62,267)	0	(62,267)	0	0	0.0
TOTAL	\$32,461,827	\$0	\$32,309,137	\$0	\$152,690	199.6
INCREASE/(DECREASE)	(\$359,047)	\$0	(\$411,609)	\$0	\$52,562	(0.1)
Percentage Change	(1.1%)	n/a	(1.3%)	n/a	52.5%	(0.1%)
FY 2024-25 EXECUTIVE REQUEST	\$32,491,068	\$0	\$32,338,378	\$0	\$152,690	199.6
Request Above/(Below)						
Recommendation	\$29,241	\$0	\$29,241	\$0	\$0	(0.0)

DECISION ITEMS - ENERGY AND CARBON MANAGEMENT COMMISSION

➔ R15 ENERGY AND CARBON MANAGEMENT WEBSITE

REQUEST: The Department is requesting a total increase of \$22,210 cash funds from the Energy and Carbon Management Cash Fund in FY 2024-25 to fund ongoing maintenance of its upgraded website.

RECOMMENDATION: Staff recommends denial of the request.

ANALYSIS:

With the passage of the S.B. 23-285 (Energy and Carbon Management Regulation in Colorado), the name and mission of the former Oil and Gas Conservation Commission changed to the Energy and Carbon Management Commission (ECMC) with the charge to regulate instead of promote the extraction of oil and gas from Colorado lands.

One of the provisions of S.B. 23-285 requires the ECMC to maintain a website to serve as the state portal for information and data regarding the Commission’s regulatory activities. The Department reports that to achieve this, the existing website needed several upgrades that now require ongoing maintenance performed by the vendor. The bill added geothermal and underground natural gas storage to the Commission’s regulatory purview, and the existing website was unequipped to handle the types of data produced from these activities.

The Department reports that in the implementation process for these upgrades, other issues with the website – such as navigation difficulty, lack of transparency, and lack of key capabilities – were discovered that might necessitate future budget requests for a more complete overhaul of the Commission’s website and technological capacity.

Staff feels that this is a perfectly reasonable request, and something that should be done at the Department to carry out both the letter and intent of the law. However, staff believes that this appropriation is unnecessary given the level of reversions from the line item that would support this maintenance.

The following table outlines the reversion history for the past four fiscal years.

DNR - ECMC PROGRAM COSTS LINE REVERSIONS	
FISCAL YEAR	AMOUNT
FY 2019-20	\$1,145,472
FY 2020-21	2,626,628
FY 2021-22	2,359,954
FY 2022-23	2,100,908

Clearly, the Department can comfortably absorb \$22,210 when they have reverted these amounts in the recent past. Staff believes that whether the JBC approves this spending authority or not, the Department will pay for the ongoing maintenance, which they will be able to do within existing resources. It is for this reason that staff recommends denial of the request.

→ SI SUPPLEMENTAL ACTION ON ROLLFORWARD AUTHORITY

REQUEST: This staff-initiated request was not brought by the Department of Natural Resources, but the Department agrees with the request and recommendation. This request is to grant both the Department of Natural Resources and the Department of Public Health and Environment (CDPHE) rollforward spending authority through FY 2024-25 on the appropriation included in Senate Bill 23-186.

RECOMMENDATION: **Staff recommends approval of the request.**

ANALYSIS: Senate Bill 23-186 (Oil and Gas Commission Study Methane Seepage Raton Basin) requires DNR and CDPHE to conduct a study on methane seepage in the Raton Basin. In the original version of the bill, the study delivery date was set to December 1, 2023, however in a later version that date was pushed back to June 30, 2025. The revised date is the date that exists in statute.

As a result of the date change, the final fiscal note included rollforward authority for DNR through FY 2024-25. That rollforward authority was not included in the appropriation clause of the bill, so the spending authority expires at the end of FY 2023-24. The total amount of spending authority included in the bill for DNR is \$558,500 cash funds from the Energy and Carbon Management Cash Fund, and for CDPHE is \$85,361 General Fund. DNR has indicated that it would not be able to absorb the total cost of the study in one year within existing resources.

Staff believes that this is primarily a technical correction of a provision that should have been included in Senate Bill 23-186 from the start. Staff recommends approval of the request.

LINE ITEM DETAIL - ENERGY AND CARBON MANAGEMENT COMMISSION

PROGRAM COSTS

This line item supports the majority of personal services and operating expenses for the ECMC. Approximately 28.3 percent of the funding for this line item is from the Severance Tax Operational Fund. The other 71.7 percent is from the Energy and Carbon Management Cash Fund (ECMC Fund). The ECMC Fund is supported by a statewide mill levy on the market value of oil and gas production. Pursuant to Section 34-60-122 (1)(a), C.R.S., the mill levy rate is capped at a maximum of 1.7 mills, but the Commission has the authority to increase or decrease the mill levy rate under the cap if necessary to align revenue with expenditures from the Response Fund. The current rate is 1.5 mills.

STATUTORY AUTHORITY: Section 34-60-101 et seq., C.R.S.

REQUEST: The Department requests an appropriation of \$21,259,997 cash funds from the ECMC Fund and 197.6 FTE for FY 2024-25.

RECOMMENDATION: **Staff recommends an appropriation of \$21,230,756 cash funds and 197.6 FTE for FY 2024-25.** The recommendation differs from the request as a result of calculations for new FTE and adjustments for centrally appropriated line items and the recommended denial of the Department's R-15 request item.

ENERGY AND CARBON MANAGEMENT COMMISSION, PROGRAM COSTS						
	TOTAL FUNDS	GENERAL FUND	CASH FUNDS	REAPPROPRIATED FUNDS	FEDERAL FUNDS	FTE
FY 2023-24 APPROPRIATION						
S.B. 23-214 (Long Bill)	\$18,543,930	\$0	\$18,543,930	\$0	\$0	177.5
Other legislation	3,180,122	0	3,180,122	0	0	20.2
TOTAL	\$21,724,052	\$0	\$21,724,052	\$0	\$0	197.7
FY 2024-25 RECOMMENDED APPROPRIATION						

ENERGY AND CARBON MANAGEMENT COMMISSION, PROGRAM COSTS						
	TOTAL FUNDS	GENERAL FUND	CASH FUNDS	REAPPROPRIATED FUNDS	FEDERAL FUNDS	FTE
FY 2023-24 Appropriation	\$21,724,052	\$0	\$21,724,052	\$0	\$0	197.7
Annualize prior year salary increase	647,507	0	647,507	0	0	0.0
R15 Energy and carbon mgmt website	0	0	0	0	0	0.0
Annualize prior year legislation	(1,078,536)	0	(1,078,536)	0	0	(0.1)
Annualize prior year budget actions	(62,267)	0	(62,267)	0	0	0.0
TOTAL	\$21,230,756	\$0	\$21,230,756	\$0	\$0	197.6
INCREASE/(DECREASE)	(\$493,296)	\$0	(\$493,296)	\$0	\$0	(0.1)
Percentage Change	(2.3%)	n/a	(2.3%)	n/a	n/a	(0.1%)
FY 2024-25 EXECUTIVE REQUEST	\$21,259,997	\$0	\$21,259,997	\$0	\$0	197.6
Request Above/(Below)						
Recommendation	\$29,241	\$0	\$29,241	\$0	\$0	(0.0)

UNDERGROUND INJECTION PROGRAM

This line item supports the Underground Injection Control Program, which is responsible for the regulation of Class II underground injection wells under authority delegated to the ECOMC by the U.S. Environmental Protection Agency (EPA). This includes overseeing the injection of oil and gas production wastes or the injection of liquids to enhance fuel recovery, as well as the inspecting and permitting of sites where these underground injections occur. Program funding comes from a federal grant through the EPA.

STATUTORY AUTHORITY: Section 34-60-101, *et seq.*, C.R.S.

REQUEST: The Department requests a continuation informational appropriation of \$96,559 federal funds and 2.0 FTE for FY 2024-25.

RECOMMENDATION: **Staff recommends approving the request.**

ORPHANED WELLS MITIGATION ENTERPRISE

This line item provides funding to plug and reclaim orphaned oil and gas well sites where there is no known responsible party or financial bonds are insufficient to fully cover the cost of reclamation. Senate Bill 22-198 established the Orphaned Wells Mitigation Enterprise and the five member Orphaned Wells Mitigation Enterprise Board to administer the enterprise in consultation with the Energy and Carbon Management Commission. The source of funds is mitigation fees that each well operator must pay for each well that has become operational but has not been plugged and abandoned. For wells that produce greater than 15 BOE (barrel of oil equivalent) or 22 MCFE (thousand cubic feet equivalent), the fee is \$225 per well. For wells that produce less than or equal to 15 BOE or 22 MCFE, the fee is \$125 per well. The fees are set so that the enterprise will receive approximately \$10.0 million in revenue each year.

STATUTORY AUTHORITY: Section 34-60-133, C.R.S.

REQUEST: The Department requests a continuation informational appropriation of \$9,500,000 cash funds for FY 2024-25.

RECOMMENDATION: Staff recommends a continuation informational appropriation of \$9,500,000 for FY 2024-25.

ENVIRONMENTAL ASSISTANCE AND COMPLAINT RESOLUTION

This line item funds environmental assistance projects such as baseline water quality studies, studies on the beneficial reuse of production wastes, remediation projects, and studies to better understand air emissions from oil and gas activities. Funding is also used for water, soil, and air sampling in response to citizen complaints, reported spills, and field investigations. This line provides funding for ongoing studies and emergent issues with a direct link to protecting public safety. The source of funds is penalties deposited in the Environmental Response Account established in Section 34-60-122 (5), C.R.S., within the Energy and Carbon Management Cash Fund.

STATUTORY AUTHORITY: Section 34-60-101, *et seq.*, C.R.S.

REQUEST AND RECOMMENDATION: The Department requests a continuation appropriation of \$312,033 cash funds from the ECMC Fund for FY 2024-25.

RECOMMENDATION: Staff recommends approving the request.

EMERGENCY RESPONSE

This line item is intended to be used – if and when necessary – for emergency response. The ECMC also uses this line item to address high-risk wells that have been orphaned and require immediate reclamation work to stabilize. Prior to 2006, there were a number of emergency funding requests both during the session and during the interim. The line was created out of concern that emergency funding would be necessary during a time when the JBC was not meeting during the interim, delaying a response until the approval of an interim supplemental.

STATUTORY AUTHORITY: Section 34-60-101, *et seq.*, C.R.S.

REQUEST: The Department requests a continuation appropriation of \$150,000 cash funds from the ECMC Fund for FY 2024-25 and continuation and modification of the footnote associated with this line item.

RECOMMENDATION: Staff recommends approving the request.

SPECIAL ENVIRONMENTAL PROTECTION AND MITIGATION STUDIES

The General Assembly created this line item in FY 2006-07 with an appropriation of \$500,000 cash funds from the Energy and Carbon Management Cash Fund, but reduced funding to the current level of \$325,000 cash funds in FY 2009-10.

STATUTORY AUTHORITY: Section 34-60-101, *et seq.*, C.R.S.

REQUEST: The Department requests a continuation appropriation of \$325,000 cash funds from the ECMC Fund for FY 2024-25.

RECOMMENDATION: Staff recommends approving the request.

INDIRECT COST ASSESSMENT

This line item reflects the amount of indirect cost assessments to cash and federal funding sources within the ECMC. The Department uses the funds collected to offset General Fund that would otherwise be required to pay for services from the Executive Director's Office.

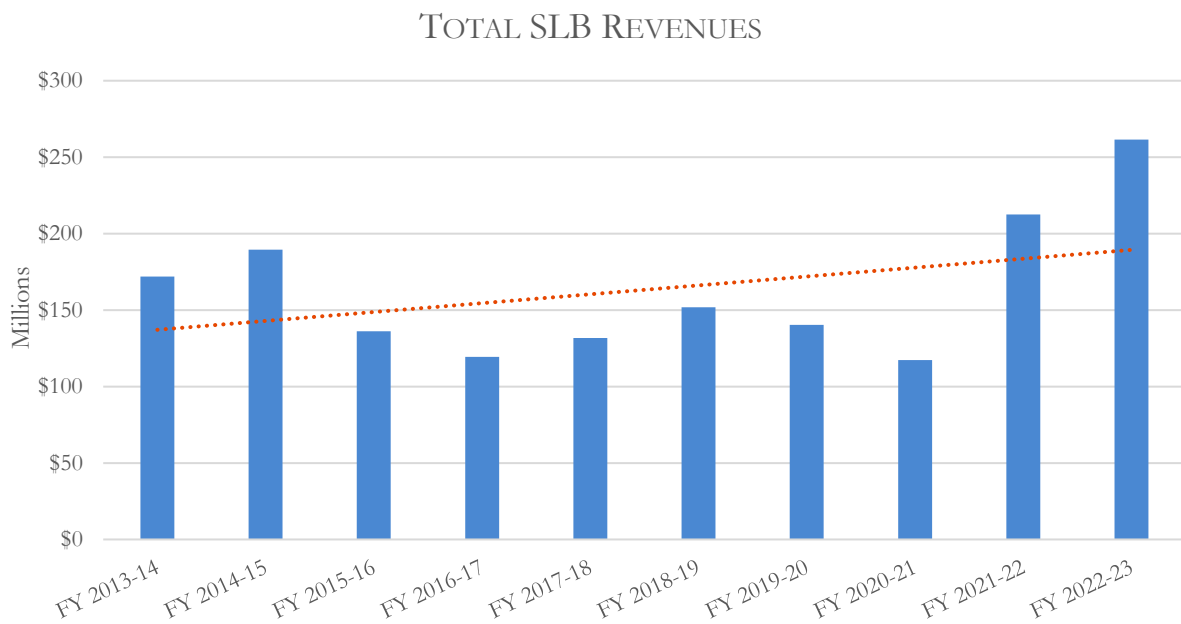
REQUEST: The Department requests an appropriation of \$847,479 total funds, including \$791,348 cash funds from the ECMC Fund and \$56,131 federal funds for FY 2024-25.

RECOMMENDATION: Staff recommends approving the request.

ENERGY AND CARBON MANAGEMENT COMMISSION, INDIRECT COST ASSESSMENT						
	TOTAL FUNDS	GENERAL FUND	CASH FUNDS	REAPPROPRIATED FUNDS	FEDERAL FUNDS	FTE
FY 2023-24 APPROPRIATION						
S.B. 23-214 (Long Bill)	\$713,230	\$0	\$709,661	\$0	\$3,569	0.0
TOTAL	\$713,230	\$0	\$709,661	\$0	\$3,569	0.0
FY 2024-25 RECOMMENDED APPROPRIATION						
FY 2023-24 Appropriation	\$713,230	\$0	\$709,661	\$0	\$3,569	0.0
Indirect cost assessment	134,249	0	81,687	0	52,562	0.0
TOTAL	\$847,479	\$0	\$791,348	\$0	\$56,131	0.0
INCREASE/(DECREASE)	\$134,249	\$0	\$81,687	\$0	\$52,562	0.0
Percentage Change	18.8%	n/a	11.5%	n/a	1,472.7%	n/a
FY 2024-25 EXECUTIVE REQUEST						
Request Above/(Below) Recommendation	\$0	\$0	\$0	\$0	\$0	0.0

(4) STATE BOARD OF LAND COMMISSIONERS

The State Land Board manages agricultural, commercial, mineral, and other leases on state-owned lands, and is charged with generating reasonable and consistent revenue for nine trust beneficiaries over time. Total trust assets include approximately 2.8 million surface acres and 4.0 million mineral or subsurface acres. Total Land Board revenue for FY 2022-23 was \$261.6 million compared to \$212.6 million in FY 2021-22, an increase of 23.0 percent. JBC staff and Land Board staff both agree that despite fluctuations and recent increases, it is likely that revenue will decline in the future, as a large portion of the Land Board's revenue comes from royalties on oil and gas extraction, which is declining overall despite the record revenues in FY 2021-22 and FY 2022-23 resulting from high oil and gas prices. The following chart shows the last 10 years of Land Board revenues.



The Public School Trust benefiting K-12 education is the largest of the nine trusts managed by the State Land Board, accounting for approximately 94.0 percent of total trust land surface acres and 99.3 percent of total trust revenues in FY 2022-23.

The eight smaller trusts managed by the State Land Board benefit a range of entities including institutions of higher education, state parks, and the Department of Corrections. Revenues for these trusts ranged from \$0 to \$836,862 in FY 2022-23, and account for the remaining 0.7 percent of total trust revenues.

STATE BOARD OF LAND COMMISSIONERS						
	TOTAL FUNDS	GENERAL FUND	CASH FUNDS	REAPPROPRIATED FUNDS	FEDERAL FUNDS	FTE
FY 2023-24 Appropriation						
S.B. 23-214 (Long Bill)	\$5,790,173	\$0	\$5,565,173	\$225,000	\$0	44.0
TOTAL	\$5,790,173	\$0	\$5,565,173	\$225,000	\$0	44.0
FY 2024-25 RECOMMENDED APPROPRIATION						
FY 2023-24 Appropriation	\$5,790,173	\$0	\$5,565,173	\$225,000	\$0	44.0
Annualize prior year salary increase	189,609	0	189,609	0	0	0.0
R1 SLB biodiversity program	397,409	0	397,409	0	0	3.7
R13 SLB outdoor recreation leasing	60,046	0	60,046	0	0	0.9
Indirect cost assessment	40,487	0	40,487	0	0	0.0
Annualize prior year budget actions	(8,098)	0	(8,098)	0	0	0.0
TOTAL	\$6,469,626	\$0	\$6,244,626	\$225,000	\$0	48.6
INCREASE/(DECREASE)	\$679,453	\$0	\$679,453	\$0	\$0	4.6
Percentage Change	11.7%	n/a	12.2%	0.0%	n/a	10.5%
FY 2024-25 EXECUTIVE REQUEST	\$6,472,442	\$0	\$6,247,442	\$225,000	\$0	48.6
Request Above/(Below) Recommendation	\$2,816	\$0	\$2,816	\$0	\$0	0.0

DECISION ITEMS - STATE LAND BOARD

→ R1 STATE LAND BOARD BIODIVERSITY PROGRAM

REQUEST: The Department is requesting a total increase of \$479,629 cash funds from the State Land Board Administration Trust Fund and 3.7 FTE in FY 2024-25 to establish a biodiversity program within the State Land Board.

RECOMMENDATION: Staff recommends approving an increase of \$397,409 cash funds from the State Land Board Administration Trust Fund and 3.7 FTE for FY 2024-25. This recommendation differs from the request because of calculation assumptions for new FTE.

ANALYSIS:

BACKGROUND

The State Land Board (SLB) is constitutionally mandated to generate reasonable and consistent income over time for state trust beneficiaries while protecting and enhancing the long term value and productivity of trust land, mineral, water, and commercial assets through the application of sound stewardship practices.

SLB has various different lines of business that generate revenue for the trusts, ranging from agriculture, commercial real estate, mining, recreation, rights-of-way, and of course oil and gas, among others. This request seeks to consolidate existing lines of business whose responsibilities are dispersed throughout the division into a centralized management structure that would focus on land stewardship and ecosystem services leasing. The aspect of land stewardship that these resources would enhance is SLB's push for its lessees to incorporate regenerative agriculture on trust lands. The aspects of

ecosystem services leasing that would be managed under this new structure would be mitigation banking and carbon capture and sequestration (CCS).

REGENERATIVE AGRICULTURE

Regenerative agriculture, in the most basic sense, is a method of land stewardship that focuses on maintaining and improving soil health by reproducing natural processes. According to the World Economic Forum, when soil is healthy, it produces more food and nutrition, stores more carbon, and increases biodiversity.²

Regenerative farming methods include minimizing ploughing of land, rotating crops to improve biodiversity and fix nitrogen, using animal manure and compost to amend the soil, and rotating grazing animals to different pastures according to a schedule.³

This type of land stewardship is not a new method, nor is it new to SLB. The Department notes that SLB has been hosting workshops on regenerative grazing and soil health outcomes for about five years. These workshops aim to teach lessees the skills and techniques to integrate regenerative agriculture into their operations and work with cattle and crops.

The Department reports that these workshops reach about 2.0 percent of total lessees each year, and that the effects of teaching lessees about regenerative agriculture are having an impact on the quality of the leased land. According to the Department, soil testing for organic content and moisture retention indicate the land is improving; the diversity of forage species is increasing; and warm season grasses are returning to previously abandoned areas.

The requested funding would support hiring 1.0 FTE Regenerative Grazing and Soils Manager with subject matter expertise to lead outreach efforts to lessees. The Land Board has begun these outreach efforts, but claim that they have neither the resources nor the expertise needed to inform all of their lessees about the benefits of regenerative agriculture.

SLB reports that the workshops have reached a total of only 10.0 percent of lessees in five years, and that there are many other opportunities to inform lessees of the benefits of regenerative agriculture, but without dedicated staff, the Land Board won't be able to engage those opportunities.

SLB is convinced that more of its lessees using a regenerative agriculture philosophy will lead to more productive land, which will in turn lead to higher revenues for the Land Board. Staff generally agrees with this, but it is hard to quantify how much more revenue could be generated if more lessees used regenerative agriculture. SLB estimates that leased acres on land that has been managed using regenerative agriculture can be leased for \$40 or \$50 per acre, as opposed to the \$17 per acre that unmanaged land currently leases for.

MITIGATION BANKING

A mitigation bank is any piece of land with an ecosystem or resource area that has been restored, established, enhanced, or preserved for the purpose of providing compensation for unavoidable

² <https://www.weforum.org/agenda/2022/10/what-is-regenerative-agriculture/>

³ *ibid*

impacts to other ecosystems or resource areas.⁴ These ecosystems are primarily wetlands and riparian areas.

The way mitigation banking works is that a mitigation bank is created by a government agency, corporation, nonprofit organization, or other entity under a formal agreement with a regulatory body. Once the bank is ready, the entity which created the bank can “sell” what are called mitigation credits or bank credits to a different entity which can then use the credits to develop or utilize in some way a piece of land that the mitigation bank compensates for.

The Land Board has begun to explore pilot opportunities in mitigation banking, with the first mitigation bank starting credit sales in the past year. There are currently 15 mitigation banking leases in preparation and being managed by SLB, and they estimate that there are approximately 60 more potential opportunities for banks on state trust lands that would directly improve biodiversity.

While the number of potential banks seems small, SLB estimates that each bank could generate revenue anywhere from \$500,000 to \$2,500,000. On the high end, if each of the 75 banks becomes operational, it could mean close to \$200,000,000 in revenue for SLB. This revenue would of course not come in all at the same time, it would be spread over many years and decades. The Land Board reports that it takes 7-10 years for a mitigation bank to become operational. In that time, there is extensive negotiating and regulatory work that needs to be done by SLB to: secure a lessee; interface on the federal level with the US Army Corp of Engineers, US Fish and Wildlife, the EPA, and the USDA; interface on the state level with CPW, Division of Water Resources, Water Conservation Board, and CDPHE, among others; coordinate across different leases in its own portfolio; and coordinate between land trusts, contractors working on the ground, commercial banks, and county governments.

While SLB has been able to develop the 15 mitigation banks currently in the pipeline, all of that work has been done on top of primary responsibilities of those SLB employees. The request includes funding for 1.0 FTE Ecosystem Services Banking Manager that would assume all of the duties associated with exploring mitigation banking opportunities and bringing those opportunities to production.

CARBON CAPTURE AND SEQUESTRATION

Carbon capture and sequestration (CCS) is the process by which carbon dioxide (CO₂) is captured at the source (power plants, industrial processes, etc), transported to a sequestration site, and injected into deep underground rock formations that hold the CO₂. These formations typically sit below impermeable, non-porous layers of rock that trap the CO₂ and prevent it from migrating upward.⁵

SLB began researching opportunities in CCS markets in 2021 and conducted a feasibility study in 2023 of the capacity of state trust lands to support geologic sequestration. This study identified a substantial local supply of tons of CO₂ that could be captured and stored in a cost effective way using state trust land. This points to strong revenue potential if SLB were to pursue this line of business.

⁴ <https://www.epa.gov/cwa-404/mitigation-banks-under-cwa-section-404>

⁵ https://19january2017snapshot.epa.gov/climatechange/carbon-dioxide-capture-and-sequestration-overview_.html

SLB has stated a desire to be a leader in CCS in Colorado. The market for CCS is very immature, but there is much interest in using lands in Colorado because of its geology and topography. While SLB is managing one exploratory carbon storage planning lease, additional resources would allow the Board to develop CCS into its own line of business.

To achieve this, the request would provide funding for 1.0 FTE Carbon Sequestration Manager who would be tasked with developing the CCS line of business within SLB.

REQUEST OVERVIEW

The State Land Board is asking for funding for 3.7 FTE, annualizing to 4.0 FTE in FY 2025-26 to hire four new positions that would constitute a formal Biodiversity Program. Currently, there is biodiversity work being done at SLB, but creating a pilot-to-program structure for a Biodiversity Program would focus dedicated resources on emerging lines of business that are currently handled by staff who have other full-time responsibilities.

SLB has used this pilot-to-program structure and found success with other programs that have turned into profitable lines of business. These include the Renewable Energy Leasing Program and the Water Leasing Program. In these instances, SLB hired experts in the field to manage the lines of business and research opportunities for revenue generation on state trust land. SLB reports that each of these programs has seen revenue growth since becoming independently managed lines of business, and that they now bring in several million dollars every year in lease revenue.

The following table details the different aspects of the request, recommendation, and annualization of the funding:

DNR R1 Establish State Land Board Biodiversity Program						
	FY 2024-25 Request		FY 2024-25 Recommendation		FY 2025-26 R1 Rec. Annualiz.	
	FTE	Cost	FTE	Cost	FTE	Cost
Personal Services						
Phy Sci Res/Scientist III	2.8	\$273,173	2.8	\$265,461	3.0	\$284,423
Technician III	0.9	51,799	0.9	49,245	1.0	54,717
Subtotal - Personal Services	3.7	\$324,972	3.7	\$314,706	4.0	\$339,140
Employee Benefits		\$71,570		\$0		\$77,796
Standard Op Ex		31,800		31,416		5,120
Capital Outlay		51,287		51,287		67,061
Totals	3.7	\$479,629	3.7	\$397,409	4.0	\$489,117

STAFF CONCERN

A concern that staff has that is not specific to this request, but a general concern with most requests that would provide funding for FTE to the State Land Board is the lack of any kind of timeline for return on investment of the funding. Staff believes this is inherent with SLB requests because of the nature of their work and the long time horizons that must be dealt with when considering how best

to use state trust land. In these requests, there is usually an expectation of increased revenue over many years or decades, which is nearly impossible to refute for programs that have no direct precedent.

This request, however, comes with an evidence designation of theory-informed, and the Department has expressed optimism that the biodiversity program will be able to advance to step 3 on OSPB's evidence continuum once it can start collecting data on the program. The Department has indicated that program evaluation will begin taking place after two years, and ongoing evaluation will happen after five years and again after ten years. Because SLB has a clear vision on how and when it will begin evaluating this program, staff supports the theory-informed evidence designation.

Despite the unavoidable vagueness from SLB on when many of its initiatives will start paying dividends, staff feels that this request has a high likelihood of success based on the initial steps that SLB has taken. Staff recommends approval of the request.

→ R13 STATE LAND BOARD OUTDOOR RECREATION LEASING

REQUEST: The Department is requesting a total increase of \$77,743 cash funds from the State Land Board Administration Trust Fund and 0.9 FTE in FY 2024-25 to hire a Recreation Program Administrator for the State Land Board Recreation Leasing Program. If approved, the funding would annualize to \$80,863 and 1.0 FTE in FY 2025-26.

RECOMMENDATION: Staff recommends approving an increase of \$60,046 cash funds from the State Land Board Administration Trust Fund and 0.9 FTE for FY 2024-25. This recommendation differs from the request because of calculation assumptions for new FTE.

ANALYSIS:

BACKGROUND

Recreation leasing is one of many different types of leases that the State Land Board (SLB) actively manages to generate revenue for the different trusts that are supported by that revenue. The Recreation Leasing Program was established in 2010 and managed a total of nine leases in 2014. By 2018, that number had grown to 76 managed leases. By the end of fiscal year 2023, the number of leases had increased to 432. Currently, approximately 70%, or 2 million acres, of all state trust surface acres are leased for recreational use.

SLB attributes the growth in the Recreation Leasing Program to both increased demand for outdoor recreational opportunities and various partnerships that promote and develop the recreation industry. Examples of these partnerships include the Outdoor Regional Partnership Initiative, the Inter-Agency Conservation and Recreation Council, the San Luis Valley Great Outdoor Coalition, Envision Chaffee County, and Outdoor Recreation Coalition of the Grand Valley, among others. These partnerships are mutually beneficial to SLB and to the local economies that promote access to outdoor recreation on state trust lands.

As a result of these partnerships and the growth of recreational leases, the value of the Recreational Leasing line of business has increased from just under \$1,000,000 in 2010 to over \$3,000,000 in 2023. SLB expects revenue to continue to grow as the value of land continues to increase, which allows SLB to increase leasing rates.

Along with an increase in revenue also comes an increase in stress put on the land that hosts the leases. SLB notes that often the most sensitive land is the most attractive to lessees and visitors. This is typically land with unique attributes such as waterfalls, sand dunes, and lakes. To responsibly manage leases on sensitive lands, a Recreation Program Manager or other SLB staff must visit and inspect leased land at least once during the term of the lease, and ideally more often. Generally, SLB will inspect land – at minimum – once before the beginning of a new lease, once during the term of the lease, and once at the end of the lease.

REQUEST

Historically and currently, the Recreation Leasing Program has been and is staffed by 1.0 FTE Recreation Program Manager. Some of the duties of this position are:

- Program development;
- Contract management;
- Lease mapping;
- Property vacancy management;
- Customer service;
- Property inspections;
- Community outreach;
- Property rights enforcement;
- Billing and financial management;
- Application and renewal processing; and
- Management of lease records.

SLB reports that when there were only 9 leases, or even only 76 leases to manage, it was feasible for the Recreation Program Manager to handle all of the responsibilities listed above. However, over the last 18 months, SLB reports that around 30 hours per week of Recreation Program leasing duties are being spread around to other SLB employees, to the detriment of both the Recreation Program and the other programs that staff are being pulled from.

To ameliorate this, SLB is asking for funding to hire 1.0 FTE Recreation Program Administrator. This position would be responsible for the administrative side of the Recreation Program, including;

- Customer service management;
- Application processing;
- Billing;
- Financial management;
- Creation of lease documents;
- Management of lease records;
- Resolution of payment issues;
- Coordination of program meetings with partners;
- Production and distribution of marketing materials; and
- Assistance in providing program reports and other materials for the Board.

Staff believes that based on the workload information provided by the Department, this is a reasonable request and one that would enhance SLB's ability to manage its recreation leases. This is the same management structure that SLB has employed in other lines of business, and the same structure that it is requesting for the biodiversity program discussed previously. Staff believes that SLB has found

success with this structure for its lines of business, and so feels that it is likely that it will achieve continued success with its recreation leases.

For these reasons, staff recommends approval of the request.

LINE ITEM DETAIL - STATE LAND BOARD

PROGRAM COSTS

This line item supports the State Land Board's administrative and operating costs. The appropriation is mostly supported by revenues earned on school trust lands from the State Land Board Trust Administration Fund (Section 36-1-145 (2)(a) C.R.S.). It also includes \$75,000 cash funds from the Land and Water Management Fund, established in Section 36-1-148 (1), C.R.S., to be used for the management and improvement of state-owned lands and waters under the control of the State Land Board. This fund receives revenues from fees collected for the issuance of leases, patents, certificates of purchase, rights of way documents, and recording assignments for the making of township plans.

STATUTORY AUTHORITY: Article IX of the Colorado Constitution, Article 1 of Title 36, C.R.S., and Section 24-35-115, C.R.S.

REQUEST: The Department requests an appropriation of \$5,963,822 cash funds from the SLB Trust Administration Fund and the SLB Land and Water Management Fund and 48.6 FTE for FY 2024-25.

RECOMMENDATION: **Staff recommends an appropriation of \$5,961,006 cash funds and 48.6 FTE for FY 2024-25.** The recommendation differs from the request because of calculation assumptions for new FTE.

STATE BOARD OF LAND COMMISSIONERS, PROGRAM COSTS						
	TOTAL FUNDS	GENERAL FUND	CASH FUNDS	REAPPROPRIATED FUNDS	FEDERAL FUNDS	FTE
FY 2023-24 APPROPRIATION						
S.B. 23-214 (Long Bill)	\$5,322,040	\$0	\$5,322,040	\$0	\$0	44.0
TOTAL	\$5,322,040	\$0	\$5,322,040	\$0	\$0	44.0
FY 2024-25 RECOMMENDED APPROPRIATION						
FY 2023-24 Appropriation	\$5,322,040	\$0	\$5,322,040	\$0	\$0	44.0
R1 SLB biodiversity program	397,409	0	397,409	0	0	3.7
Annualize prior year salary increase	189,609	0	189,609	0	0	0.0
R13 SLB outdoor recreation leasing	60,046	0	60,046	0	0	0.9
Annualize prior year budget actions	(8,098)	0	(8,098)	0	0	0.0
TOTAL	\$5,961,006	\$0	\$5,961,006	\$0	\$0	48.6
INCREASE/(DECREASE)	\$638,966	\$0	\$638,966	\$0	\$0	4.6
Percentage Change	12.0%	n/a	12.0%	n/a	n/a	10.5%
FY 2024-25 EXECUTIVE REQUEST						
Request Above/(Below) Recommendation	\$2,816	\$0	\$2,816	\$0	\$0	0.0

PUBLIC ACCESS PROGRAM DAMAGE AND ENHANCEMENT COSTS

The General Assembly created this line item in FY 2010-11 to reflect expenditures associated with the Public Access Program, a collaborative effort with the Division of Parks and Wildlife (CPW). CPW leases approximately 975,000 acres from the State Land Board for public access hunting and fishing. The program generates around \$1.5 million per year for the Land Board, which spends approximately 15.0 percent of that funding on access improvements, damage repairs, and property enhancement for public access properties. The funds are classified as reappropriated funds in the State Land Board's budget.

STATUTORY AUTHORITY: Article IX of the Colorado Constitution and Article 1 of Title 36, C.R.S.

REQUEST: The Department requests a continuation appropriation of \$225,000 reappropriated funds for FY 2024-25.

RECOMMENDATION: **Staff recommends approving the request.**

INDIRECT COST ASSESSMENT

This line item reflects indirect cost assessments to cash funds within the State Land Board. The Department uses indirect cost recoveries to offset General Fund that would otherwise be required to pay for centralized services provided by the Executive Director's Office.

REQUEST: The Department requests an appropriation of \$283,620 cash funds from the SLB Trust Administration Fund for FY 2024-25.

RECOMMENDATION: **Staff recommends approving the request.**

STATE BOARD OF LAND COMMISSIONERS, INDIRECT COST ASSESSMENT						
	TOTAL FUNDS	GENERAL FUND	CASH FUNDS	REAPPROPRIATED FUNDS	FEDERAL FUNDS	FTE
FY 2023-24 APPROPRIATION						
S.B. 23-214 (Long Bill)	\$243,133	\$0	\$243,133	\$0	\$0	0.0
TOTAL	\$243,133	\$0	\$243,133	\$0	\$0	0.0
FY 2024-25 RECOMMENDED APPROPRIATION						
FY 2023-24 Appropriation	\$243,133	\$0	\$243,133	\$0	\$0	0.0
Indirect cost assessment	40,487	0	40,487	0	0	0.0
TOTAL	\$283,620	\$0	\$283,620	\$0	\$0	0.0
INCREASE/(DECREASE)	\$40,487	\$0	\$40,487	\$0	\$0	0.0
Percentage Change	16.7%	n/a	16.7%	n/a	n/a	n/a
FY 2024-25 EXECUTIVE REQUEST	\$283,620	\$0	\$283,620	\$0	\$0	0.0
Request Above/(Below) Recommendation	\$0	\$0	\$0	\$0	\$0	0.0

(5) DIVISION OF PARKS AND WILDLIFE

The Division of Parks and Wildlife (CPW) provides recreational opportunities at 42 state parks, manages 960 game and non-game wildlife species, issues hunting and fishing licenses, enforces wildlife regulations, and oversees more than 295 state wildlife areas.

DIVISION OF PARKS AND WILDLIFE						
	TOTAL FUNDS	GENERAL FUND	CASH FUNDS	REAPPROPRIATED FUNDS	FEDERAL FUNDS	FTE
FY 2023-24 Appropriation						
FY 2023-24 Appropriation	\$227,318,392	\$2,160,175	\$194,006,223	\$0	\$31,151,994	960.0
TOTAL	\$227,318,392	\$2,160,175	\$194,006,223	\$0	\$31,151,994	960.0
FY 2024-25 RECOMMENDED APPROPRIATION						
FY 2023-24 Appropriation	\$227,318,392	\$2,160,175	\$194,006,223	\$0	\$31,151,994	960.0
Annualize prior year salary increase	4,883,271	0	4,883,271	0	0	0.0
BA1 CPW counter-poaching and trafficking K9 program	788,063	0	788,063	0	0	5.5
R2 CPW biodiversity and habitat	925,540	0	925,540	0	0	8.3
R3 Reverse wildlife cash and lottery trans.	(199,068)	0	(199,068)	0	0	0.0
R4 Park manager career progression	452,070	0	452,070	0	0	0.0
R8 Wildlife dam safety staffing	118,027	0	118,027	0	0	0.9
R9 Wildlife management staffing	1,090,574	(20,821)	1,111,395	0	0	15.6
R10 Aquatics staffing and hatchery ops	939,596	0	939,596	0	0	3.7
R11 Staff for demand at state parks	456,568	0	456,568	0	0	6.4
R12 CPW information and education	225,584	0	225,584	0	0	3.6
R14 CPW administrative support	301,672	0	301,672	0	0	5.5
Technical adjustments	1,696,803	0	(1,303,197)	0	3,000,000	0.0
Indirect cost assessment	642,417	0	666,494	0	(24,077)	0.0
Annualize prior year legislation	(7,413,808)	175,000	(7,588,808)	0	0	0.0
Annualize prior year budget actions	(162,287)	0	(162,287)	0	0	0.0
TOTAL	\$232,063,414	\$2,314,354	\$195,621,143	\$0	\$34,127,917	1,009.5
INCREASE/(DECREASE)	\$4,745,022	\$154,179	\$1,614,920	\$0	\$2,975,923	49.5
Percentage Change	2.1%	7.1%	0.8%	0.0%	9.6%	5.2%
FY 2024-25 EXECUTIVE REQUEST						
Request Above/(Below) Recommendation	\$0	\$0	\$0	\$0	\$0	0.0

DECISION ITEMS – DIVISION OF PARKS AND WILDLIFE

Wildlife-related Requests (supported by the Wildlife Cash Fund)

- R2 CPW Biodiversity and Habitat Staffing (\$1,097,145 Wildlife Cash Funds and 8.3 FTE)
- R8 Wildlife Dam Safety Staffing (\$140,071 Wildlife Cash Funds and 0.9 FTE)
- R9 Wildlife Management Staffing (\$1,320,746 Wildlife Cash Funds and 15.6 FTE)
- R10 Aquatics Staffing and hatchery operations (\$1,014,939 and 3.7 FTE)
- R14 CPW Administrative Support (\$393,511 and 5.5 FTE)

Parks-related Requests (supported by the Parks Cash Fund)

- R4 Park Manager Equitable Career Progression
- R11 Staff for Increased Demand at State Parks

Requests affecting both Parks and Wildlife (supported by Wildlife Cash Fund and Parks Cash Fund)

- R12 CPW Information and Education

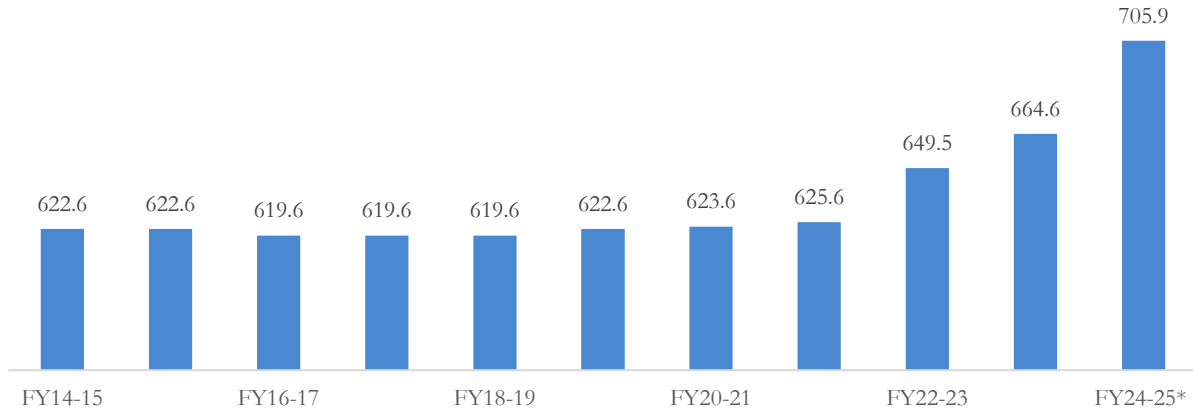
① ROLE OF SENATE BILL 18-143 (PARKS AND WILDLIFE MEASURES TO INCREASE REVENUE) IN WILDLIFE FUNDING AND REQUESTS FOR ADDITIONAL STAFF

Senate Bill 18-143, also known as the Future Generations Act, increased statutory fees for most hunting and fishing licenses and allowed the Parks and Wildlife Commission to adjust fees and surcharges by an amount up to the annual percentage change in the Denver-Aurora-Lakewood consumer price index. The legislative declaration for the bill tied these changes to the following objectives:

- Increasing the number of hunters and anglers in Colorado in the face of national declines in hunting and fishing numbers through investments in recruitment programs;
- Partnering with stakeholders to develop strategies to engage all outdoor recreationists, including hikers, bikers, climbers, and wildlife watchers, in funding the division and commission, maintenance of state lands and facilities, and management of wildlife;
- Recruiting and retaining qualified employees to manage wildlife, park, recreational, and aquatic resources;
- Supporting access programs on public and private lands, including the renewal of existing high-priority leases that provide public access for hunters, anglers, and outdoor recreationists;
- Increasing and improving the state's big game populations through investments in habitat and conservation, including increased support for highway wildlife crossings to protect animals and motorists;
- Reducing the \$44.76 million maintenance and repair backlog for dams managed by CPW;
- Reducing the division's known \$26 million large capital construction and maintenance backlog by 50% and establishing a capital development backlog strategic plan to provide a stable funding stream to address future maintenance projects at state wildlife areas and state parks;
- Reducing or avoiding the need to list additional species under the federal Endangered Species Act.

Senate Bill 18-143 played a significant role in recent revenue gains for the Wildlife Cash Fund. The working capital balance of the Wildlife Cash Fund grew from 65.7 million in FY 2018-19 to \$202.8 million at the end of FY 2022-23. In recent budget cycles, including the current cycle, the Department has asked to spend that revenue to support additional FTE, as well as operating expenses and capital projects. The following table shows that recent FTE gains followed years of little-to-no FTE growth.

If the JBC approves CPW's wildlife-related requests, as recommended by JBC staff, the *Wildlife Operations* line item will have added about 80 FTE over the past three fiscal years after a decade of little-to-no FTE growth.



*FY24-25 as recommended by JBC staff

During the FY 2024-25 budget briefing and hearing cycle, the JBC asked the Department, “Are FTE additions of this magnitude (including previous years) sustainable? In other words, can the Department continue to add significant numbers of FTE in future years?” The Department said, with the key point emphasized in bold by JBC staff,

“As a state enterprise, Colorado Parks and Wildlife must always carefully manage its expenses in accordance with available revenue. CPW views its current and recent budget requests as incremental growth that is intended to align staffing levels for the agency with past and current workload after an extended period of resource constraints. These requests are made possible by revenue increases resulting from recent legislation.

On the wildlife side of the division, the 2018 Future Generations Act increased the statutory caps on license fees which led to an immediate increase in cash fund revenue. Recent wildlife staffing requests have reflected an iterative approach to increasing operations to meet both historic workload growth and emergent capacity needs that are driven by things like heightened interest in hunting and fishing, more frequent conflict between humans and wildlife, and 35% growth in Colorado’s population since 2000. **Though some additional growth is still likely for the wildlife side of the division in the near term, without a significant new revenue source CPW is likely at an inflection point and expects the wildlife staffing levels to stabilize over the next several years.**”

Staff concluded that many portions of the FY 2024-25 requests satisfy the purposes laid out in S.B. 18-143. Each request provided much more detail than JBC staff has provided in this document. This level of detail helped JBC conclude that the requests were justified. With the above context in mind, staff opted for brevity in the written document by preparing an omnibus recommendation for the six wildlife-related requests for FY 2024-25.

→ WILDLIFE REQUESTS R2, R8, R9, R10, R14, AND BA1: OMNIBUS RECOMMENDATION

RECOMMENDATION: Staff recommends approval of R2, R8, R9, R10, R14, and BA1, as described below.

REQUESTS: The Department requests an increase of \$4,877,365 from the Wildlife Cash Fund and 39.5 FTE in FY 2024-25 across six budget requests. The following table summarizes the requested changes by request.

SUMMARY OF WILDLIFE-RELATED REQUESTS FY 2024-25				
REQUEST NAME	FY25 \$ (ALL WILDLIFE CASH FUND)	FY25 FTE	FY26 \$ (ALL WILDLIFE CASH FUND)	FY26 FTE
R9 Wildlife Management Staffing	\$1,320,746	15.6	\$1,416,464	17.0
R2 CPW Biodiversity and Habitat Staffing	1,097,145	8.3	1,166,199	9.0
R10 Aquatics Staffing and Hatchery Ops	1,014,939	3.7	1,042,970	4.0
BA1 CPW Counter Poaching K9 Program	910,953	5.5	840,261	6.0
R14 CPW Administrative Support	393,511	5.5	388,489	6.0
R8 Wildlife Dam Safety Staffing	140,071	0.9	150,215	1.0
Total	\$4,877,365	39.5	\$5,004,598	43.0

BREAKDOWN BY REQUEST

R9 WILDLIFE MANAGEMENT STAFFING: The request aims to support wildlife management activities and the demand for those activities stemming from population growth, human development, and federal and state regulations.

R9 WILDLIFE MANAGEMENT STAFFING SUMMARY			
CATEGORY	FY 24-25 COST	FTE	NOTES
Wildlife staffing-personal services	\$909,354	15.6	
<i>Wildlife Manager III</i>	175,602	2.8	District Wildlife Managers for Areas 4 (Fort Collins), 7 (Grand Junction), and 14 (Colorado Springs) to respond to the increased complexity and volume of workload and human-wildlife conflict resulting from population growth and development.
<i>Wildlife Manager IV</i>	67,764	0.9	Dedicated FTE responsible for commercial park's annual renewal process, non-resident temporary exhibitors' application review, and supporting local staff in investigating unlawful possession of wildlife. Job duties include responding to complaints, emergencies, customer service inquiries, and all duties associated with annual compliance monitoring and reporting. Costs include one fleet vehicle
<i>Wildlife Manager V</i>	149,415	1.8	Two Assistant Area Wildlife Managers for Area 16 (Gunnison) and Area 17 (Monte Vista) to support Area Wildlife Manager with in-office duties, including planning, oversight, and support to property technicians, supervising administrative assistants, general office management and support, capital project planning, and execution of SWAP. The new staff will also support DWMs with coverage of on-calls and vacancies and foster external relationships. Each will help to manage and support technicians and administrative assistants.
<i>Technician IV</i>	252,816	4.6	One Property Technician in Area 8 in the Glenwood Springs area and one in Area 1 to support the newly acquired Mt. Tom property near the Denver metro area. Staff will support increased maintenance workload and ensure properties are safe and clean for customers.

R9 WILDLIFE MANAGEMENT STAFFING SUMMARY			
CATEGORY	FY 24-25 COST	FTE	NOTES
			Three Permanent Technicians (1 NW, 1 NE, 1 SW) to coordinate and implement long-term deer and elk monitoring projects. The technicians will coordinate the capture, handling, and monitoring of elk and deer monitoring studies year-round, supervise temporary technicians, maintain snow surveys to monitor winter severity, maintain collar databases, and ensure prompt mortality recovery and documentation of the proximate cause of death. Technicians will monitor the effects of wolves on ungulates as described in the Wolf Restoration and Management Plan.
<i>Wildlife Manager IV</i>	-	4.6	<p>Four Wolf and Wildlife Depredation and Conflict Specialists placed in areas expected to have higher damage. The specialists support regional staff to respond, investigate, mitigate, and comply with requirements for landowner compensation requirements and other requirements for livestock in wolf and wildlife plans. The workload will include responding to conflicts and damage related to big game species and wolves. Positions will identify needs and assist with providing prevention materials to minimize recurring damage.</p> <p>These positions are already supported by an existing General Fund appropriation added to the Long Bill in previous years. The added FTE reflect actual utilization of that appropriation.</p>
<i>Wildlife Manager V</i>	-	0.9	<p>One Wolf Conflict Program Manager to serve as a supervisor and statewide subject matter expert to administer CPW's wolf-livestock compensation and conflict minimization program, providing a dedicated supervisor for this program separate from CPW's existing Big Game Damage program.</p> <p>This position is already supported by an existing General Fund appropriation added in the Long Bill in previous years. The added FTE reflect actual utilization of that appropriation.</p>
<i>Centrally appropriated and benefit costs</i>	263,757	n/a	
Wildlife staffing-operating expenses	105,438	n/a	
Vehicle leases and mileage	55,954	n/a	
IPAWS enhancement budget	250,000	n/a	CPW contracts with a vendor to administer the IPAWS system, which sells park passes, camping reservations, hunting and fishing licenses, and OHV, boat, and snowmobile registrations. Some examples of the projects planned for the next two years include: (1) moving the big game limited license draw from an in-house, OIT-managed process to vendor-hosted; (2) building out the Landowner Preference Program to allow landowners to enroll and submit applications online instead of through paper applications; (3) moving the Harvest Information Program (HIP) Survey into the system; and (4) adding the Backcountry Search and Rescue program to IPAWS and improving the sale process for Colorado Search and Rescue (COSAR) cards.
Total	\$1,320,746	15.6	

R2 CPW BIODIVERSITY AND HABITAT: The request aims to support biodiversity coordination activities and is part of a larger effort that includes R1 State Land Board Biodiversity Program. Per the request, it is also related to “the work and forthcoming roadmap of the Governor’s Office of Climate Preparedness.” The requested staff would work on: species conservation efforts, especially those related to amphibians and pollinating insects; data management related to species conservation; aquatic population genetics and habitat projects; terrestrial biology in southwest Colorado; resource stewardship; habitat protection; and private land conservation.

R2 CPW BIODIVERSITY AND HABITAT SUMMARY			
CATEGORY	FY 24-25 COST	FTE	NOTES
Wildlife staffing-personal services	\$854,445	8.2	
<i>Wildlife Manager III</i>	58,534	0.9	The position will be responsible for the inventory and management of predatory mammals and other species of conservation priority in the Durango area. The position will also be responsible for research projects, customer service, and cooperation with private landowners, land management agencies, and tribal representatives.
<i>Wildlife Manager IV</i>	67,764	0.9	The position will coordinate and oversee statewide management and recovery of amphibians. The position will chair the Boreal Toad Conservation Team, conduct field work when CPW Aquatic Biologists do not have sufficient capacity, and track and monitor the status of all species. The primary focus will be on Colorado's ten amphibians listed in the State Wildlife Action Plan: two Tier 1 species, Boreal toad and Northern leopard frog, and four additional Tier 2 frog species, and four Tier 2 toad species.
<i>Wildlife Manager V</i>	224,123	2.8	<p>One position is for a State Wildlife Action Plan coordinator. This person will ensure that revisions to the State Wildlife Action Plan (SWAP) include elements required by the U. S. Fish and Wildlife Service; facilitate a contract with the Colorado Natural Heritage Program for assistance with technical aspects of the SWAP revision process; and coordinate with CPW staff to obtain necessary input from subject matter experts to ensure alignment with other CPW programs and planning processes.</p> <p>One position is for a Pollinator Coordinator. This position will serve as the CPW authority for Endangered Species Act listed species: Pawnee montane skipper, Uncompahgre fritillary butterfly, and ESA petitioned/proposed species (e.g., Western bumble bee, Monarch butterfly, Suckley's bumble bee, and others). They will also provide expertise to inform insects to be included in the 2025 Colorado SWAP.</p> <p>One position is for an Aquatic Habitat Coordinator. The position will respond to an increased volume of requests for comments on habitat projects to increase coordination in the planning, design, and execution of habitat improvement projects and support increased federal funding for fish passage projects.</p>
<i>Data Management III</i>	55,752	0.9	The position will be responsible for data management for nongame terrestrial wildlife, including 113 species of greatest conservation need identified in the State Wildlife Action Plan.
<i>Life/ Social Science Research/ Scientist IV</i>	64,529	0.9	The position will serve as a subject matter expert for aquatic research studies with an emphasis in population modeling and genetics.
<i>Administrator IV</i>	64,529	0.9	The position would be a Resource Stewardship Coordinator. Resource stewardship program staffing, currently at 2.0 FTE, has not increased since 2005, while program responsibilities have steadily increased. A total of 24,000 acres have been added through new state parks and expansions at existing state parks. This team helps make sure that, for example, trails are designed in a way that protects raptor habitat while also allowing for wildlife viewing opportunities.

R2 CPW BIODIVERSITY AND HABITAT SUMMARY

CATEGORY	FY 24-25 COST	FTE	NOTES
<i>Program Management I</i>	82,358	0.9	The position would serve as a Statewide Conservation Easement (CE) Program Manager. Per the request, more than 300 CE interests covering over 500,000 acres legally bind CPW, yet CPW has never had an FTE dedicated to overseeing its growing roster of conservation agreements. CE stewardship duties are currently spread across the agency.
<i>Centrally appropriated and benefit costs</i>	236,856	n/a	
Wildlife staffing-operating expenses	134,086	n/a	
Vehicle leases and mileage	28,614	n/a	
Temporary staffing	80,000	n/a	
Total	\$1,097,145	8.2	

R10 AQUATICS STAFFING AND HATCHERY OPS: The request aims “to support the conservation, restoration, and enhancement of fisheries for future generations.” Per the request, “Aquatics projects are increasing in volume and complexity at a rate outpacing existing staff capacity, and hatchery operating costs continue to grow.”

R10 AQUATICS STAFFING AND HATCHERY OPS SUMMARY

CATEGORY	FY 24-25 COST	FTE	NOTES
Wildlife staffing-personal services	\$383,168	3.6	
<i>Professional Engineer I</i>	166,859	1.8	These FTE will be Aquatic Project Engineers who will provide on-site engineering expertise for project management and coordination of aquatic small and large capital projects. Job duties include planning and designing aquatic capital construction projects, addressing hatchery maintenance projects, and coordinating and overseeing capital construction projects.
<i>Technician III</i>	45,860	0.9	This supports a Native Species Hatchery Technician who will be responsible for maintenance and operating duties for the new rearing space to optimize an increase in fish production at the native species hatchery in Alamosa. Job duties will include producing and distributing aquatic species, including spawning, feeding, cleaning tanks and raceways, and stocking fish statewide in their native habitat.
<i>Life/Social Science Research/Scientist IV</i>	64,529	0.9	This supports a Water Resources Coordinator to address the increased workload between CPW and CWCB, including coordinating CPW's feedback on CWCB grants and loans. Job duties include supporting CPW in numerous state and federal forums, including implementing 11 water plan agency actions, and supporting the Instream Flow Coordinator in developing, reviewing, and communicating proposed Instream flow water rights.
<i>Centrally appropriated and benefit costs</i>	236,856	n/a	
Wildlife staffing-operating expenses	30,705	n/a	
Vehicle leases and mileage	11,238	n/a	
Hatchery operating increase	589,828	n/a	
Total	\$1,014,939	3.6	

BA1 CPW COUNTER POACHING AND TRAFFICKING K9 PROGRAM: The request aims to add six wildlife officer-K9 teams to support wildlife management and law enforcement efforts statewide. Per the request, CPW would use these K9 teams, “...to provide field assistance for criminal investigations,

additional wildlife detection enforcement at high trafficking areas, provide deterrents to prevent human-bear conflicts, and educate the public about wildlife crimes and trafficking.”

BA1 CPW COUNTER POACHING AND TRAFFICKING K9 PROGRAM SUMMARY			
CATEGORY	FY 24-25 COST	FTE	NOTES
Wildlife staffing-personal services	\$643,756	5.5	
<i>Criminal Investigator II</i>	<i>383,033</i>	<i>4.6</i>	The requested positions will be P.O.S.T. certified law enforcement officers responsible for managing and training an assigned K9 focused on criminal investigations and deterring illegal wildlife trafficking, and bear management. The officers will be responsible for specialized work, including field support for CPW officers, investigatory support including the search and discovery of evidence, assisting with check stations, night patrols, decoys, and investigation of illegal commercial activity
<i>Criminal Investigator III</i>	<i>88,684</i>	<i>0.9</i>	In addition to serving the role of a K9 officer as described below, the program supervisor will have management duties for the unit, including setting priorities within the unit, scheduling work, approving leave, counseling and coaching employees, directing day to day efforts of employees, supporting employees, and monitoring performance.
<i>Centrally appropriated and benefit costs</i>	<i>172,039</i>	<i>n/a</i>	
Wildlife staffing-operating expenses	205,057	n/a	
Vehicle leases and mileage	62,140	n/a	
Total	\$910,953	5.5	

R14 CPW ADMINISTRATIVE SUPPORT: The Department requests an increase of \$393,511 cash funds from the Wildlife Cash Fund and 5.5 FTE in FY 2024-25. This would annualize to \$388,489 cash funds and 6.0 FTE in FY 2025-26. The request aims to reduce administrative burdens currently borne by field and program staff. CPW would use these funds to hire four program assistants to help with habitat conservation efforts, CPW’s aircraft operations program, law enforcement record keeping, and the Colorado Wildlife Council. The requested funds also include a workforce development coordinator and an administrative assistant for CPW’s License, Reservation, and Customer Operations section.

R8 WILDLIFE DAM SAFETY STAFFING: The Department requests an increase of 140,071 cash funds from the Wildlife Cash Fund and 0.9 FTE in FY 2023-24. This would annualize to \$150,215 and 1.0 FTE in FY 2025-26. The request would allow CPW to hire an additional dam safety engineer. CPW is responsible for over 115 dams throughout Colorado, including 22 classified as “high-hazard.” The request asserts that the “current staff level of three dam safety engineers is insufficient to design, construct, and inspect these assets.” The request also notes recent turnover in these positions, with departing engineers citing the unmanageable level of work they faced “on a daily basis.”

➔ R4 PARK MANAGER EQUITABLE CAREER PROGRESSION

REQUEST: The Department requests \$493,796 cash funds from the Parks Cash Fund in FY 2024-25— and \$530,777 in FY 2025-26—to implement an equitable career progression plan for the Park Manager (PM) job classes. This progression matches the progression plan for employees in the Wildlife Manager job classes.

In short, Wildlife Managers currently progress automatically from level II to level III after one year of successful performance; Park Managers do not. Park Managers must apply for a promotion from level II to level III. Per the request, this arrangement has contributed to a 75.0 percent turnover rate among Park Manager II staff (July 2018 to June 2023).

The requested funds would allow Park Managers to progress automatically from level II to level III after one year of successful work. It would also allow all current Park Manager III staff to move up to Park Manager IV and move Park Manager IV staff supervising an entire state park to Park Manager V. The following table shows how the Department arrived at the requested amount of funding.

R4 PARK MANAGER EQUITABLE CAREER PROGRESSION SUMMARY						
PROGRESSION CATEGORY	NUMBER OF PMS ESTIMATED TO BE IMPACTED	PERSONAL SERVICES- SALARY	PERSONAL SERVICES- PERA AND MEDICARE	AED, SAED, STD, FAMILI	FY 2024-25 TOTAL REQUEST	FY 2025-26 AND ONGOING TOTAL REQUEST
Existing trainees (PM II to PM III)	20	\$29,453	\$4,403	\$3,125	\$36,981	\$73,962
Existing PM II to PM III	37	121,446	18,156	12,885	152,487	152,487
Existing PM III to PM IV	25	84,837	12,683	9,001	106,521	106,521
Existing PM IV to PM V	8	157,540	23,552	16,715	197,807	197,807
Total Request	90	\$393,276	\$58,794	\$41,726	\$493,796	\$530,777

RECOMMENDATION: Staff recommends approval of the request.

➔ R11 STAFF FOR DEMAND AT STATE PARKS

REQUEST: The Department requests an increase of \$578,158 from the Parks Cash Fund and 6.4 FTE in FY 2024-25. This would annualize to \$621,335 and 7.0 FTE in FY 2025-26. The request focuses mainly on Park Resource Technicians who would help manage park infrastructure projects and general maintenance at the Arkansas Headwaters Recreation Area, North Sterling, and Lake Pueblo. The request also includes funding for administrative support at Staunton State Park, a marina program coordinator at Jackson Lake, and temporary staff at Sweitzer Lake and Ridgway.

RECOMMENDATION: Staff recommends an increase of \$470,895 cash funds from the Parks Cash Fund and 6.4 FTE. This represents approval of the request less centrally appropriated costs pursuant to the JBC's common policy.

→ R12 CPW INFORMATION AND EDUCATION

REQUEST: The Department requests an increase of \$290,730 cash funds and 3.6 FTE for FY 2024-25, which consists of \$112,651 from the Parks Cash Fund and \$178,079 from the Wildlife Cash Fund. This would annualize to \$295,867 cash funds and 4.0 FTE in FY 2025-26. The request aims to add staff to CPW's Information and Education Section "...to address workload growth associated with increased participation in outdoor recreation and customer demand for education and outreach programs."

These new staff include an Angler Education Program Assistant, a Graphic Designer, an Interpretive Sign Project Manager, and a Videographer.

- **Angler Education Program Assistant:** Currently, the Angler Education Program has 1.0 FTE responsible for managing all angler education programs statewide. This includes training new district wildlife managers (DWMs) and park rangers on how to lead fishing clinics, coordinating fishing events at Lake Lehow (CPW's main clinic lake in the Denver area), ordering and distributing angler education supplies statewide, designing and distributing fishing educational materials and handouts, coordinating fishing clinic efforts at state parks with DWMs, promoting and overseeing CPW's 'Take a Friend Fishing' Contest, promoting fishing through joint ventures with multiple partner organizations, and recruiting, training, and retaining program volunteers.

Due to this workload, the current coordinator and temporary staff are unable to accommodate all of the requests received from schools and community organizations for the Angler Education Program. Per the request, this prevents the program from increasing fishing clinics at state parks, deploying equipment to rural parts of the state, collaborating with partner organizations, and further promoting urban fishing, leading to missed opportunities to connect youth and families with the outdoors.

- **Graphic Designer:** CPW currently has one graphic designer who is responsible for producing hundreds of annual reports, fact sheets, and publications for its programs, including legislative reports such as the Future Generations Act report, Strategic Plan reports, Law Enforcement Annual report, Dam Safety Reports, and grant program highlights. Per the request, the quantity and complexity of graphic design requests are increasing.

For example, recent requests for materials produced by the graphic designer include updates and design changes to support Spanish versions of brochures for nine parks, materials for new state parks and the amenities at those parks, and updates to 17 park maps in FY 2022-23, including updates for new trails at Fishers Peak State Park and new campgrounds at Arkansas Headwaters Recreation Area.

- **Interpretive Sign Project Manager:** CPW has historically replaced signs on an ad-hoc basis, and the staff involved do not have an interpretive design background and have many other primary job responsibilities. This has created inconsistencies in signage across agency properties and project delays that allow outdated information to linger, sometimes for years.

In FY 2021-22, CPW conducted a statewide hands-on inventory of all signs at all CPW properties. Through this effort, the division identified an inventory of over 2,088 interpretive signs at state

parks, state wildlife areas (SWAs), hatcheries, and partner locations. Over half of these signs are in critical or moderate need of replacement, are outdated, or are unreadable, and many are over 30 years old.

- **Videographer:** Per the request, video projects are frequently rejected due to lack of videographer bandwidth rather than the importance of the project. As a result, pieces of CPW's conservation and recreation stories are not fully captured. When a video needs to be created and published, and staff is unavailable, CPW may hire a contractor to complete this work if funding is available. However, this model is inefficient as the videographer is still required to procure and manage the contract and provide input throughout the process to maintain consistency with CPW brand standards.

RECOMMENDATION: Staff recommends approval of the request.

LINE ITEM DETAIL - DIVISION OF PARKS AND WILDLIFE

(A) COLORADO PARKS AND WILDLIFE OPERATIONS

STATE PARK OPERATIONS

The State Park Operations line item funds the ongoing operations and administrative staff at all state parks and central offices. This includes personal services, operating expenses, and utility expenses, as well as a seasonal work program that enables CPW to hire temporary staff to assist at state parks during the busy season. Most of the funding for this line item is from the Parks and Outdoor Recreation Cash Fund, which is predominantly supported by revenue from fees, passes, and registrations. Other sources of funding include Lottery proceeds and grants from the Great Outdoors Colorado (GOCO) program, both informational, and the Severance Tax Operational Fund.

STATUTORY AUTHORITY: Sections 33-10-101 to 33-13-116, C.R.S., and Section 33-60-101 *et seq.*, C.R.S.

REQUEST: The Department requests an appropriation of \$55,715,072 total funds and 297.8 FTE as shown in the table below.

RECOMMENDATION: Staff recommends approval of the request.

DIVISION OF PARKS AND WILDLIFE, COLORADO PARKS AND WILDLIFE OPERATIONS, STATE PARK OPERATIONS						
	TOTAL FUNDS	GENERAL FUND	CASH FUNDS	REAPPROPRIATED FUNDS	FEDERAL FUNDS	FTE
FY 2023-24 APPROPRIATION						
FY 2023-24 Appropriation	\$53,694,386	\$125,000	\$53,124,580	\$0	\$444,806	289.6
TOTAL	\$53,694,386	\$125,000	\$53,124,580	\$0	\$444,806	289.6
FY 2024-25 RECOMMENDED APPROPRIATION						
FY 2023-24 Appropriation	\$53,694,386	\$125,000	\$53,124,580	\$0	\$444,806	289.6
Annualize prior year salary increase	1,598,797	0	1,598,797	0	0	0.0
R11 Staff for demand at state parks	456,568	0	456,568	0	0	6.4
R4 Park manager career progression	452,070	0	452,070	0	0	0.0
R12 CPW information and education	81,608	0	81,608	0	0	1.8
Annualize prior year budget actions	5,643	0	5,643	0	0	0.0
Technical adjustments	(300,000)	0	(300,000)	0	0	0.0
Annualize prior year legislation	(274,000)	0	(274,000)	0	0	0.0
TOTAL	\$55,715,072	\$125,000	\$55,145,266	\$0	\$444,806	297.8
INCREASE/(DECREASE)	\$2,020,686	\$0	\$2,020,686	\$0	\$0	8.2
Percentage Change	3.8%	0.0%	3.8%	0.0%	0.0%	2.8%
FY 2024-25 EXECUTIVE REQUEST	\$55,715,072	\$125,000	\$55,145,266	\$0	\$444,806	297.8
Request Above/(Below)						
Recommendation	\$0	\$0	\$0	\$0	\$0	0.0

WILDLIFE OPERATIONS

This line item provides funding for Division's supervision and management, program and financial oversight, grant management, and intermediary activities necessary to encourage the success of the Division's strategic plan. It also funds the education and training of new wildlife officers.

STATUTORY AUTHORITY: Sections 31-1-101 to 33-6-101 *et seq.*, C.R.S.

REQUEST: The Department requests an appropriation of \$124,223,199 total funds and 705.9 FTE as shown in the table below.

RECOMMENDATION: Staff recommends approval of the request.

DIVISION OF PARKS AND WILDLIFE, COLORADO PARKS AND WILDLIFE OPERATIONS, WILDLIFE OPERATIONS						
	TOTAL FUNDS	GENERAL FUND	CASH FUNDS	REAPPROPRIATED FUNDS	FEDERAL FUNDS	FTE
FY 2023-24 APPROPRIATION						
FY 2023-24 Appropriation	\$113,966,351	\$2,035,175	\$81,931,176	\$0	\$30,000,000	664.6
TOTAL	\$113,966,351	\$2,035,175	\$81,931,176	\$0	\$30,000,000	664.6
FY 2024-25 RECOMMENDED APPROPRIATION						
FY 2023-24 Appropriation	\$113,966,351	\$2,035,175	\$81,931,176	\$0	\$30,000,000	664.6
Annualize prior year salary increase	3,255,330	0	3,255,330	0	0	0.0
Technical adjustments	2,200,000	0	(800,000)	0	3,000,000	0.0
R9 Wildlife management staffing	1,090,574	(20,821)	1,111,395	0	0	15.6
R10 Aquatics staffing and hatchery ops	939,596	0	939,596	0	0	3.7
R2 CPW biodiversity and habitat	925,540	0	925,540	0	0	8.3
BA1 CPW counter-poaching and trafficking K9 program	788,063	0	788,063	0	0	5.5
Annualize prior year legislation	662,000	175,000	487,000	0	0	0.0
R14 CPW administrative support	301,672	0	301,672	0	0	5.5
R12 CPW information and education	143,976	0	143,976	0	0	1.8
R8 Wildlife dam safety staffing	118,027	0	118,027	0	0	0.9
Annualize prior year budget actions	(167,930)	0	(167,930)	0	0	0.0
TOTAL	\$124,223,199	\$2,189,354	\$89,033,845	\$0	\$33,000,000	705.9
INCREASE/(DECREASE)	\$10,256,848	\$154,179	\$7,102,669	\$0	\$3,000,000	41.3
Percentage Change	9.0%	7.6%	8.7%	0.0%	10.0%	6.2%
FY 2024-25 EXECUTIVE REQUEST	\$124,223,199	\$2,189,354	\$89,033,845	\$0	\$33,000,000	705.9
Request Above/(Below)						
Recommendation	\$0	\$0	\$0	\$0	\$0	0.0

VENDOR COMMISSIONS, FULFILLMENT FEES, AND CREDIT CARD FEES

This line item provides funding for vendor commissions, fulfillment fees, and credit card fees associated with the sale of hunting and fishing licenses, park passes, and recreational vehicle registration (e.g., snowmobiles, boats, etc.).

STATUTORY AUTHORITY: Sections 33-4-101 and 33-12-101 C.R.S.

REQUEST: The Department requests continuation-level funding of \$14,555,758 cash funds.

RECOMMENDATION: Staff recommends approval of the request.

(B) SPECIAL PURPOSE

Line items in this subdivision support programs that have a dedicated funding source or are related to federal programs that do not directly pertain to the operations of the Colorado parks system or wildlife programs.

SNOWMOBILE PROGRAM

This line item funds the Snowmobile Program, which is responsible for the registration of snowmobiles, mandatory safety certification of young operators, enforcement of registration requirements, trail marking and signing, establishment and maintenance of snowmobile trails and related facilities. The source of funds is the Snowmobile Recreation Fund, established pursuant to Section 33-14-106, C.R.S. to receive fees from the registration of snowmobiles.

STATUTORY AUTHORITY: Section 33-14-102, C.R.S.

REQUEST: The Department requests an appropriation of \$1,037,031 cash funds and 1.3 FTE.

RECOMMENDATION: Staff recommends approval of the request.

RIVER OUTFITTERS REGULATION

This program is responsible for the administration of the annual licensing for river outfitters, regulation of the river outfitters, and ensuring the safety of river running activities through inspections. This program performs inspections on these companies to ensure river outfitters employ qualified personnel, follow appropriate operating parameters and meet minimum equipment standards to ensure customer safety. Funding comes from registration and licensing fee revenue from river outfitters credited to the River Outfitters Cash Fund established pursuant to Section 33-32-111, C.R.S. The program also receives some funding from the Parks and Outdoor Recreation Cash Fund.

STATUTORY AUTHORITY: Section 33-32-103, C.R.S.

REQUEST: The Department requests an appropriation of \$151,451 cash funds and 0.5 FTE.

RECOMMENDATION: Staff recommends approval of the request.

STORES REVOLVING FUND

This line item appropriates money into the Stores Revolving Fund, which was established pursuant to S.B. 03-290. This fund is used for the acquisition of warehousing stock and distributing supplies for retail sales to park visitors. At the end of every fiscal year, any fund balance exceeding \$200,000 reverts back to the Parks Cash Fund. The Stores Revolving Fund is continuously appropriated and this appropriation is for informational purposes only.

STATUTORY AUTHORITY: Section 33-10-111.5 (4), C.R.S.

REQUEST: The Department requests a continuation-level appropriation of \$200,000 cash funds.

RECOMMENDATION: Staff recommends approval of the request.

OFF-HIGHWAY VEHICLE PROGRAM SUPPORT

This line item funds the administrative costs of the Off-Highway Vehicle (OHV) Program, which is responsible for the administration of OHV grants. The program provides promotes the availability of OHV recreational opportunities, and encourages safe and responsible use through brochures, news releases and other media. The program is also responsible for OHV safety awareness through the

promulgation and enforcement of rules and regulations. Partnerships with land management agencies and enthusiasts are formed to leverage grant funds and promote good management of motorized recreation. Funding is from OHV registration fees credited to the Off- Highway Vehicle Recreation Fund.

STATUTORY AUTHORITY: Section 33-14.5-106, C.R.S.

REQUEST: The Department requests an appropriation of \$615,396 cash funds and 3.0 FTE.

RECOMMENDATION: Staff recommends approval of the request.

OFF-HIGHWAY VEHICLE DIRECT SERVICES

This line item supports direct services provided by the OHV Program including activities and expenses associated with law enforcement, capital equipment, rescue and first aid equipment, off-highway vehicle facilities, and division and contract services related to clearing parking lots and providing trail maintenance. This is mostly in the form of grants to federal, state, and local government agencies and non-profit user groups to construct and maintain off-highway vehicle trails, parking areas, signage and maps. Funding is from off-highway vehicle registrations collected in the Off-Highway Vehicle Registration Fund. As part of this line item, the Committee approved a footnote that authorized three year spending authority and to account for projects that require more than a year of funding to complete.

STATUTORY AUTHORITY: Section 33-14.5-106, C.R.S.

REQUEST: The Department requests a continuation-level appropriation of \$6,000,000 cash funds.

RECOMMENDATION: Staff recommends approval of the request.

INFORMATION TECHNOLOGY

This line item supports IT systems and services necessary for core CPW functions by providing computer and communications infrastructure, asset management, user support, standardized software applications, internet oversight, development of IT policies and plans, and the development and maintenance of new and existing business applications.

STATUTORY AUTHORITY: Section 33-10-109, C.R.S.

REQUEST: The Department requests a continuation-level appropriation of \$2,605,016 cash funds.

RECOMMENDATION: Staff recommends approval of the request.

SEVERANCE TAX FOR AQUATIC NUISANCE SPECIES

Senate Bill 21-281 (Concerning Severance Tax Revenue) authorized an annual appropriation up to \$4,006,050 annually from the Severance Tax Operational Fund to the continuously-appropriated Aquatic Nuisance Species Fund.

STATUTORY AUTHORITY: Section 39-29-109.3 (1)(g)(I), C.R.S.

REQUEST: The Department requests an appropriation of \$4,006,005 cash funds from the Severance Tax Operational Fund.

RECOMMENDATION: Staff recommends approval of the request.

GAME DAMAGE CLAIMS AND PREVENTION

The Game Damage program is a prevention and reimbursement program that compensates ranchers, farmers, and landowners for damage caused by big game animals. This line item also includes funds for the purchase of fencing, pyrotechnics and other materials provided to landowners to prevent damage (and potential CPW liability) to standing and harvested crops, forage, and other property. Approximately half of the expenditures for this line item are for game damage prevention and the other half is for claims. However, spending on claims is unpredictable and dependent upon many factors, including the weather.

STATUTORY AUTHORITY: Sections 33-3-101 *et seq.*, C.R.S.

REQUEST: The Department requests a continuation-level appropriation of \$1,282,500 cash funds.

RECOMMENDATION: Staff recommends approval of the request.

GRANTS AND HABITAT PARTNERSHIPS

This line item funds projects related to (1) grants for habitat improvement on private property under the Pheasant Habitat Partnership Program; (2) the CPW Wetlands Program, which supports work to protect vulnerable wetlands and improve habitat; (3) grants for the Large Shooting Range Program to expand shooting range opportunities in Colorado; (4) grants for the Fishing Is Fun Program, which supports the improvement of fishing opportunities in the State. The three year spending authority can be found in the footnote section of the Division's Long Bill.

STATUTORY AUTHORITY: Sections 33-3-101 *et seq.*, C.R.S.

REQUEST: The Department requests a continuation-level appropriation of \$2,375,000 cash funds.

RECOMMENDATION: Staff recommends approval of the request.

OUTDOOR EQUITY GRANT PROGRAM

House Bill 21-1318 authorized the Outdoor Equity Grant Program and creates the Outdoor Equity Board to engage diverse eligible youth from historically underserved communities in such a way as to build sustainability and capacity. This line item supports grants to reduce barriers to the outdoors, create pathways for formal or information conservation of the Colorado outdoors, or offer environmental and Colorado outdoor-based educational opportunities. Typical expenditures from the line item will include grants, personal services, and operating expenses including the direct and indirect costs to administer the program and the per diem and expenses of the Board members. Funding comes from the Outdoor Equity Fund (Section 33-9-206, C.R.S.) via proceeds from lottery sales pursuant to Section 44-40-111, C.R.S.

STATUTORY AUTHORITY: Sections 33-9-201 *et seq.*, and 33-60-104, C.R.S.

REQUEST: The Department requests an appropriation of \$2,986,407 cash funds and 1.0 FTE.

RECOMMENDATION: Staff recommends approval of the request.

ASSET MAINTENANCE AND REPAIRS

This line item funds small construction projects that do not rise to the scope or funding level of the Division's annual legislative capital construction request. These are typically routine repair projects that occur during the normal lifecycle of capital assets. Appropriations under this line item are available for three years, as authorized in the Long Bill footnote.

STATUTORY AUTHORITY: Sections 33-1-107, 33-10-106, and 24-75-112, C.R.S.

REQUEST: The Department requests a continuation-level appropriation of \$10,100,000 cash funds.

RECOMMENDATION: Staff recommends approval of the request.

ANNUAL DEPRECIATION-LEASE EQUIVALENT

This line item was added as a result of H.B. 17-1144 (Amend Capital Construction Automatic Funding Mechanism) that required state agencies with capital projects funded by cash funds to include this line item in their operating budgets. The Department annually calculates an amount equal to the recorded depreciation of the capital asset and includes this amount as a base adjustment in the budget request.

STATUTORY AUTHORITY: Section 24-30-1310 (2)(a), C.R.S.

REQUEST: The Department requests a no appropriation for this line item.

RECOMMENDATION: Staff recommends approval of the request. The JBC's decision on R3 Reverse Wildlife Cash and Lottery Transfers is still pending. JBC staff requests permission to adjust this line item to reflect the JBC's decision.

DIVISION OF PARKS AND WILDLIFE, SPECIAL PURPOSE, ANNUAL DEPRECIATION-LEASE EQUIVALENT PAYMENT						
	TOTAL FUNDS	GENERAL FUND	CASH FUNDS	REAPPROPRIATED FUNDS	FEDERAL FUNDS	FTE
FY 2023-24 APPROPRIATION						
FY 2023-24 Appropriation	\$402,265	\$0	\$402,265	\$0	\$0	0.0
TOTAL	\$402,265	\$0	\$402,265	\$0	\$0	0.0
FY 2024-25 RECOMMENDED APPROPRIATION						
FY 2023-24 Appropriation	\$402,265	\$0	\$402,265	\$0	\$0	0.0
Technical adjustments	(203,197)	0	(203,197)	0	0	0.0
R3 Reverse wildlife cash & lottery trans.	(199,068)	0	(199,068)	0	0	0.0
TOTAL	\$0	\$0	\$0	\$0	\$0	0.0
INCREASE/(DECREASE)	(\$402,265)	\$0	(\$402,265)	\$0	\$0	0.0
Percentage Change	(100.0%)	0.0%	(100.0%)	0.0%	0.0%	0.0%
FY 2024-25 EXECUTIVE REQUEST						
Request Above/(Below)	\$0	\$0	\$0	\$0	\$0	0.0
Recommendation	\$0	\$0	\$0	\$0	\$0	0.0

BEAVER PARK DAM REPAYMENT

This line item was moved from the capital construction budget to CPW's operating budget in FY 2015-16. It provides spending authority for CPW to repay the Colorado Water Conservation Board for a \$10 million loan for improvements to the dam at Beaver Park Reservoir. This zero interest loan is being repaid at \$333,334 per year for 30 years.

STATUTORY AUTHORITY: Section 39-29-109 (2) (a) (X), C.R.S.

REQUEST: The Department requests a continuation-level appropriation of \$333,334 cash funds.

RECOMMENDATION: Staff recommends approval of the request.

CHATFIELD REALLOCATION REPAYMENT

This line item was added to CPW's operating budget in FY 2017-18. It provides spending authority for CPW to repay the Colorado Water Conservation Board for an \$8.3 million interest-free loan.

STATUTORY AUTHORITY: Sections 37-60-120.1 and 37-60-122 (1) (b), C.R.S.

REQUEST: The Department requests a continuation-level appropriation of \$276,700 cash funds.

RECOMMENDATION: Staff recommends approval of the request.

INDIRECT COST ASSESSMENT

This line item reflects indirect cost assessments to cash and federal funds within the Division of Parks and Wildlife. The Department uses indirect cost recoveries to offset General Fund that would otherwise be required to pay for services from the Executive Director's Office.

REQUEST: The Department requests an appropriation of \$5,600,545 total funds, including \$4,917,434 cash funds and \$683,111 federal funds.

RECOMMENDATION: Staff recommends approval of the request.

(6) COLORADO WATER CONSERVATION BOARD

The Colorado Water Conservation Board (CWCB) was created in 1937 with a mission to conserve, develop, protect, and manage Colorado's water for present and future generations. Section 37-60-104 (1), C.R.S., stipulates the requirement of a 15-member Board of Directors and Section 37-60-106, C.R.S., describes the duties of those board members “to promote the conservation of the waters of the state of Colorado in order to secure the greatest utilization of such waters and the utmost prevention of floods.” The CWCB manages two large cash fund accounts—the CWCB Construction Fund and the Severance Tax Perpetual Base Fund—to provide loans and grants for projects that will increase the beneficial consumptive use of Colorado's waters. This includes protection of water resources, water conservation, flood mitigation, stream restoration, drought planning, and implementation of the Colorado Water Plan. Special bills provide a significant source of funding for the CWCB.

COLORADO WATER CONSERVATION BOARD						
	TOTAL FUNDS	GENERAL FUND	CASH FUNDS	REAPPROPRIATED FUNDS	FEDERAL FUNDS	FTE
FY 2023-24 Appropriation						
FY 2023-24 Appropriation	\$98,054,943	\$0	\$97,485,987	\$0	\$568,956	60.7
TOTAL	\$98,054,943	\$0	\$97,485,987	\$0	\$568,956	60.7
FY 2024-25 RECOMMENDED APPROPRIATION						
FY 2023-24 Appropriation	\$98,054,943	\$0	\$97,485,987	\$0	\$568,956	60.7
Annualize prior year salary increase	296,321	0	277,315	0	19,006	0.0
R6 Create CWCB grants section	133,664	0	133,664	0	0	0.9
Indirect cost assessment	84,102	0	84,102	0	0	0.0
Annualize prior year legislation	(86,850,000)	0	(86,850,000)	0	0	0.0
Annualize prior year budget actions	(57,530)	0	(57,530)	0	0	0.0
TOTAL	\$11,661,500	\$0	\$11,073,538	\$0	\$587,962	61.6
INCREASE/(DECREASE)	(\$86,393,443)	\$0	(\$86,412,449)	\$0	\$19,006	0.9
Percentage Change	(88.1%)	0.0%	(88.6%)	0.0%	3.3%	1.5%
FY 2024-25 EXECUTIVE REQUEST	\$11,661,500	\$0	\$11,073,538	\$0	\$587,962	61.6
Request Above/(Below) Recommendation	\$0	\$0	\$0	\$0	\$0	0.0

DECISION ITEMS – COLORADO WATER CONSERVATION BOARD

- R6 Create CWCB Grants Section

➔ R6 CREATE CWCB GRANTS SECTION

REQUEST: The Department requests an increase of \$154,574 from the Water Plan Implementation Cash Fund and 0.9 FTE starting in FY 2024-25. This would annualize to \$159,354 and 1.0 FTE in FY 2025-26. The request aims to consolidate the administration of the Water Plan Grant Program and the Water Supply Reserve Fund Grant Program into one Grants Section. The additional FTE would oversee this new Grants Section.

The following tables, taken from the request, show the current structure as compared to the proposed structure.

Table 2: Current Organizational Structure

Water Supply Planning Section Managed By: Section Manager Total FTE: 12.0	Admin & Operations Section Managed By: Chief Operating Officer Total FTE: 11.0 FTE
<ul style="list-style-type: none"> •WSRF Grant Program Staff (2.0 FTE) •Deputy Section Manager (1.0 FTE) •Water Conservation Specialists (2.0 FTE) •Water Planning and Community Outreach Specialist (1.0 FTE) •Agricultural and Climate Adaptation Specialists (2.0 FTE) •Outdoor Water Conservation Coordinator (1.0 FTE) •Program Assistant (1.0 FTE) •Regional Water Coordination Specialist (1.0 FTE) •GIS Specialist (1.0 FTE) 	<ul style="list-style-type: none"> •WPGP Staff (5.0 FTE) •Office Coordinator (1.0 FTE) •Admin. Assistant (1.0 FTE) •Marketing and Communications Director (1.0 FTE) •Accounting (1.0 FTE) •Budget & Policy Analyst (2.0 FTE)

WSRF = Water Supply Reserve Fund, WPGP = Water Plan Grant Program

Table 4: Proposed Organizational Structure

<u>Water Supply Planning Section</u>	<u>New Grants Section</u>	<u>Admin. and Operations Section</u>
Section Manager	Grants Section Manager	Chief Operating Officer
(10.0 FTE)	Water Plan and WSRF Grant Programs (7.0 FTE)	(6.0 FTE)
	5.0 FTE Grant Specialists 1.0 FTE Contract Admin 1.0 FTE Program Assistant	

The request asserts that the current organizational structure is not sustainable in the long-term to keep pace with projected growth in the Water Plan Grant Program (WPGP), which is expected to see a significant increase in available funding from sports betting proceeds. Per the request, a new Grants Section would lead to:

- Standardize grant management procedures across the two grant programs
- Improved customer service levels
- Improved statewide coordination
- Increased accountability
- Increased oversight of contracts and disbursement of funds.

RECOMMENDATION: Staff recommends an increase of \$133,664 cash funds from the Water Plan Implementation Cash Fund and 0.9 FTE. This represents approval of the request less centrally appropriated costs pursuant to the JBC's common policy.

LINE ITEM DETAIL - COLORADO WATER CONSERVATION BOARD

(A) ADMINISTRATION

PERSONAL SERVICES

This line item provides funding for salaries and associated expenses for program staff in the Colorado Water Conservation Board.

STATUTORY AUTHORITY: Articles 60 to 69 of Title 37, C.R.S.

REQUEST: The Department requests an appropriation of \$4,945,220 cash funds and 42.9 FTE.

RECOMMENDATION: Staff recommends approval of the request.

COLORADO WATER CONSERVATION BOARD, ADMINISTRATION, PERSONAL SERVICES						
	TOTAL FUNDS	GENERAL FUND	CASH FUNDS	REAPPROPRIATED FUNDS	FEDERAL FUNDS	FTE
FY 2023-24 APPROPRIATION						
FY 2023-24 Appropriation	\$4,625,118	\$0	\$4,625,118	\$0	\$0	42.0
TOTAL	\$4,625,118	\$0	\$4,625,118	\$0	\$0	42.0
FY 2024-25 RECOMMENDED APPROPRIATION						
FY 2023-24 Appropriation	\$4,625,118	\$0	\$4,625,118	\$0	\$0	42.0
Annualize prior year salary increase	205,556	0	205,556	0	0	0.0
R6 Create CWCB grants section	114,546	0	114,546	0	0	0.9
TOTAL	\$4,945,220	\$0	\$4,945,220	\$0	\$0	42.9
INCREASE/(DECREASE)	\$320,102	\$0	\$320,102	\$0	\$0	0.9
Percentage Change	6.9%	0.0%	6.9%	0.0%	0.0%	2.1%
FY 2024-25 EXECUTIVE REQUEST	\$4,945,220	\$0	\$4,945,220	\$0	\$0	42.9
Request Above/(Below)						
Recommendation	\$0	\$0	\$0	\$0	\$0	0.0

OPERATING EXPENSES

This line item funds the day-to-day operating costs of the CWCB.

STATUTORY AUTHORITY: Articles 60 to 69 of Title 37, C.R.S.

REQUEST: The Department requests an appropriation of \$645,220 cash funds.

RECOMMENDATION: Staff recommends approval of the request.

COLORADO WATER CONSERVATION BOARD, ADMINISTRATION, OPERATING EXPENSES						
	TOTAL FUNDS	GENERAL FUND	CASH FUNDS	REAPPROPRIATED FUNDS	FEDERAL FUNDS	FTE
FY 2023-24 APPROPRIATION						
FY 2023-24 Appropriation	\$683,632	\$0	\$683,632	\$0	\$0	0.0
TOTAL	\$683,632	\$0	\$683,632	\$0	\$0	0.0
FY 2024-25 RECOMMENDED APPROPRIATION						
FY 2023-24 Appropriation	\$683,632	\$0	\$683,632	\$0	\$0	0.0

COLORADO WATER CONSERVATION BOARD, ADMINISTRATION, OPERATING EXPENSES						
	TOTAL FUNDS	GENERAL FUND	CASH FUNDS	REAPPROPRIATED FUNDS	FEDERAL FUNDS	FTE
R6 Create CWCB grants section	19,118	0	19,118	0	0	0.0
Annualize prior year budget actions	(57,530)	0	(57,530)	0	0	0.0
TOTAL	\$645,220	\$0	\$645,220	\$0	\$0	0.0
INCREASE/(DECREASE)	(\$38,412)	\$0	(\$38,412)	\$0	\$0	0.0
Percentage Change	(5.6%)	0.0%	(5.6%)	0.0%	0.0%	0.0%
FY 2024-25 EXECUTIVE REQUEST	\$645,220	\$0	\$645,220	\$0	\$0	0.0
Request Above/(Below) Recommendation	\$0	\$0	\$0	\$0	\$0	0.0

RIVER DECISION SUPPORT SYSTEMS

The River Decision Support System (RDSS) consists of databases and models that facilitate decision making related to interstate compacts, water resource planning, and water rights administration, through use of historic data and geographic information system data to support Colorado's Decision Support System (CDSS). The CDSS is comprised of water management systems being developed and maintained by the CWCB and the Division of Water Resources for each of Colorado's major water basins.

STATUTORY AUTHORITY: Article 60 of Title 37, C.R.S.

REQUEST: The Department requests \$555,410 cash funds and 4.0 FTE.

RECOMMENDATION: Staff recommends approval of the request.

(B) SPECIAL PURPOSE

INTRASTATE WATER MANAGEMENT AND DEVELOPMENT

This line item supports the work of the CWCB's Water Supply Planning Section. Duties of this section include providing broad technical expertise in water use, water availability, and water supply planning. Staff members in this section also manage the Water Supply Reserve Fund, which provides money for grants and loans to complete water activities. Requests for monies from this program must be approved by Basin Roundtables established under Section 37-75-104, C.R.S.

STATUTORY AUTHORITY: Articles 60 to 69 of Title 37, C.R.S.

REQUEST: The Department requests a continuation-level appropriation of \$361,821 cash funds.

RECOMMENDATION: Staff recommends approval of the request.

FEDERAL EMERGENCY MANAGEMENT ASSISTANCE

The majority of the appropriation for this line item is federal funds, which are included in the Long Bill for informational purposes only. This is a federally-funded program that provides flood plain mapping and information about flood prevention. This line item supports 3.0 FTE for the Map Modernization Coordinator and the State Coordinator for the National Flood Insurance Program (NFIP). The Map Modernization Coordinator is responsible for the management of the Map

Modernization Program and ensuring high quality mapping products. The State Coordinator for the NFIP is responsible for performance measurement, community assistance visits, ordinance assistance, community information system, floodplain mitigation strategies, education and outreach, technical assistance, Community Rating System (CRS) support, mapping coordination assistance, intra- and inter-state coordination, and other related activities. The position also serves as the State Hazard Mitigation Officer in the event of a federally declared flood disasters, and has a primary responsibility as the CWCB representative within Disaster Field Offices when they become active.

STATUTORY AUTHORITY: Section 37-60-121 (3) (b), C.R.S.

REQUEST: The Department requests an appropriation of \$534,424 total funds and 4.0 FTE, as reflected in the table below.

RECOMMENDATION: Staff recommends approval of the request.

COLORADO WATER CONSERVATION BOARD, SPECIAL PURPOSE, FEDERAL EMERGENCY MANAGEMENT ASSISTANCE						
	TOTAL FUNDS	GENERAL FUND	CASH FUNDS	REAPPROPRIATED FUNDS	FEDERAL FUNDS	FTE
FY 2023-24 APPROPRIATION						
FY 2023-24 Appropriation	\$515,418	\$0	\$83,732	\$0	\$431,686	4.0
TOTAL	\$515,418	\$0	\$83,732	\$0	\$431,686	4.0
FY 2024-25 RECOMMENDED APPROPRIATION						
FY 2023-24 Appropriation	\$515,418	\$0	\$83,732	\$0	\$431,686	4.0
Annualize prior year salary increase	19,006	0	0	0	19,006	0.0
TOTAL	\$534,424	\$0	\$83,732	\$0	\$450,692	4.0
INCREASE/(DECREASE)	\$19,006	\$0	\$0	\$0	\$19,006	0.0
Percentage Change	3.7%	0.0%	0.0%	0.0%	4.4%	0.0%
FY 2024-25 EXECUTIVE REQUEST	\$534,424	\$0	\$83,732	\$0	\$450,692	4.0
Request Above/(Below)						
Recommendation	\$0	\$0	\$0	\$0	\$0	0.0

WATER CONSERVATION PROGRAM

This line item supports the Office of Water Conservation and Drought Planning (OWCDP), which promotes water use efficiency and drought management planning. Funding for the program comes from the CWCB Construction Fund. Program responsibilities include the administration of municipal and agricultural grants, the provision of technical assistance, precipitation harvesting pilot projects, and water conservation training. The OWCDP also promotes drought planning by encouraging and assisting communities to prepare and implement drought mitigation plans and by monitoring drought impacts and informing the public, media, and state officials.

STATUTORY AUTHORITY: Sections 37-60-106, 37-60-115, 37-60-124-127, and 37-96-103 C.R.S.

REQUEST: The Department requests an appropriation of \$553,234 cash funds and 5.0 FTE.

RECOMMENDATION: Staff recommends approval of the request.

WATER EFFICIENCY GRANT PROGRAM

This program is administered within the Office of Water Conservation and Drought Planning and supports the implementation of water conservation plan goals and programs identified in locally adopted water conservation plans. The program also gives grants to help agencies promote the benefits of water efficiency through public education and outreach programs. Funding for this program is from the Water Efficiency Grant Program Cash Fund, which receives annual transfers from the Natural Resources and Energy Grant Programs section (formerly Tier II) of the Severance Tax Operational Fund, and the CWCB Construction Fund.

STATUTORY AUTHORITY: Section 37-60-126, C.R.S.

REQUEST: The Department requests \$621,259 cash funds and 1.0 FTE.

RECOMMENDATION: Staff recommends approval of the request.

SEVERANCE TAX FUND

This line item provides funding for water projects with cash funds from the Core Departmental Programs section of the Severance Tax Operational Fund. The CWCB prepares an annual proposal for projects to be funded from this line item comprised of agency initiatives and grant requests submitted by other parties. Proposals are forwarded to the CWCB Board and the Executive Director of the Department for review and approval, and the list of approved projects is included in the annual budget request. This line item accounts for most of the CWCB's Core Departmental Program appropriation each year.

STATUTORY AUTHORITY: Section 39-29-109.3 (1) (d), C.R.S.

REQUEST: The Department requests an appropriation of \$1,205,500 cash funds.

RECOMMENDATION: Staff recommends approval of the request.

INTERBASIN COMPACTS

House Bill 05-1177 created nine permanent basin roundtables to develop a common understanding of existing water supplies and future water supply needs and demands throughout Colorado, and possible means of meeting those needs. These “Basin Roundtables” include municipal users, agricultural users, local governments, water conservation and conservancy districts, recreational and environmental interests, and the business community. The Basin Roundtable meetings are focused on consensus building and the exchange of information on water use. This line item is funded in part by the continuously-appropriated Interbasin Compact Committee Operation Fund, which receives annual transfers the Natural Resources and Energy Grant Programs section (formerly Tier II) of the Severance Tax Operational Fund. The remainder is from CWCB Construction Fund.

STATUTORY AUTHORITY: Article 75 of Title 37, C.R.S.

REQUEST: The Department requests an appropriation of \$1,225,403 cash funds and 3.7 FTE.

RECOMMENDATION: Staff recommends approval of the request.

PLATTE RIVER BASIN COOPERATIVE AGREEMENT

Colorado became a participant in the Platte River Basin Endangered Species Cooperative, now known as the Platte River Recovery Implementation Program, in 1997. The Cooperative Agreement is a three-year agreement signed by the governors of Wyoming, Colorado, and Nebraska and by the Secretary of the Interior to address the protection and restoration of various endangered species habitats along the North Platte River. The cash funds appropriation from the Fish and Wildlife Resources Fund supports 1.0 FTE and contractual personal services for ongoing administration of the program and Colorado's portion of contract technical support.

STATUTORY AUTHORITY: Sections 24-33-111 and 37-65-101, C.R.S.

REQUEST: The Department requests an appropriation of \$261,377 cash funds and 1.0 FTE.

RECOMMENDATION: Staff recommends approval of the request.

INDIRECT COST ASSESSMENT

Indirect cost assessments are charged to cash and federally-funded programs for departmental and statewide overhead costs. The indirect cost assessments for this Department are based upon personal services costs of cash and federally funded FTE in each division.

REQUEST: The Department requests an appropriation of \$752,632 total funds, including \$615,362 cash funds and \$137,270 federal funds.

RECOMMENDATION: Staff recommends approval of the request.

(7) DIVISION OF WATER RESOURCES

The Water Resources Division, also called the Office of the State Engineer, is primarily responsible for administration of water resources, which includes overseeing over 170,000 intrastate surface and groundwater rights, as well as ensuring compliance with nine interstate compact agreements. The Division has seven field offices that monitor and distribute water based on priority and ensure dam safety. Additionally, the Division issues permits for well construction; engages in community education; consults with water suppliers and conservation districts; and collects, preserves, and provides current and historic water records and information.

DIVISION OF WATER RESOURCES						
	TOTAL FUNDS	GENERAL FUND	CASH FUNDS	REAPPROPRIATED FUNDS	FEDERAL FUNDS	FTE
FY 2023-24 APPROPRIATION						
FY 2023-24 Appropriation	\$29,300,516	\$25,042,605	\$4,019,447	\$7,031	\$231,433	264.9
TOTAL	\$29,300,516	\$25,042,605	\$4,019,447	\$7,031	\$231,433	264.9
FY 2024-25 RECOMMENDED APPROPRIATION						
FY 2023-24 Appropriation	\$29,300,516	\$25,042,605	\$4,019,447	\$7,031	\$231,433	264.9
Annualize prior year salary increase	1,099,156	1,077,063	22,093	0	0	0.0
R5 River operations coordinators	327,355	327,355	0	0	0	2.8
Indirect cost assessment	22,084	0	(1,934)	0	24,018	0.0
Annualize prior year legislation	(2,180,000)	0	(2,180,000)	0	0	0.0
Annualize prior year budget actions	(36,347)	(36,347)	0	0	0	0.6
TOTAL	\$28,532,764	\$26,410,676	\$1,859,606	\$7,031	\$255,451	268.3
INCREASE/(DECREASE)	(\$767,752)	\$1,368,071	(\$2,159,841)	\$0	\$24,018	3.4
Percentage Change	(2.6%)	5.5%	(53.7%)	0.0%	10.4%	1.3%
FY 2024-25 EXECUTIVE REQUEST						
Request Above/(Below) Recommendation	(\$7,031)	\$0	(\$7,031)	\$0	\$0	0.0

DECISION ITEMS – DIVISION OF WATER RESOURCES

➔ R5 RIVER OPERATIONS COORDINATORS

REQUEST: The Department requests an increase of \$394,025 General Fund and 2.8 FTE within the Division of Water Resources (DWR) in FY 2024-25. The request annualizes to \$420,158 General Fund and 3.0 FTE in FY 2025-26. This request would allow DWR to hire two coordinators in the South Platte River Basin and one coordinator in the Rio Grande Basin.

There is not currently a river operations coordinator in the Rio Grande Basin. Per the request, the new coordinator for the Rio Grande Basin would “ensure the correct determination and delivery of replacement water to streams” and help manage groundwater allocations. The two new coordinators in the South Platte basin would help the two existing coordinators deal with increasing workload stemming from increasing population growth and water administration complexity.

RECOMMENDATION: Staff recommends an increase of \$335,691 General Fund and 2.8 FTE. This represents approval of the request less centrally appropriated costs pursuant to the JBC’s common policy.

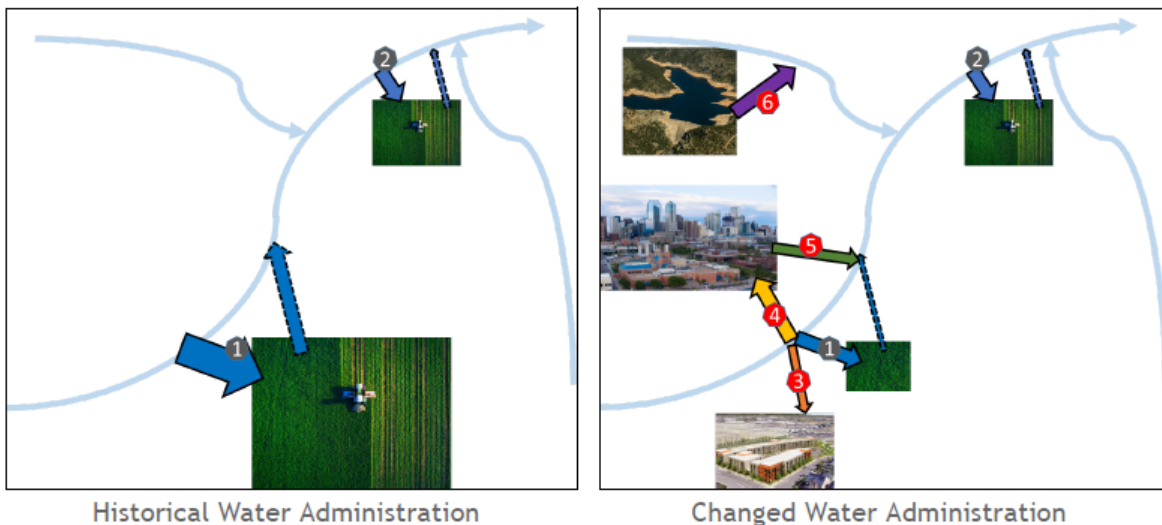
ANALYSIS: The Division of Water Resources manages seven water divisions across the State. Each of these divisions is broken into smaller districts, with water commissioners serving specific areas within those districts. These commissioners regulate water distribution within each district according to state laws and decreed water rights. River operations coordinators, on the other hand, manage water moving across multiple water districts in a given water division.

General Background

The request claims that additional basin-wide oversight is necessary to deal with an increasingly complex water administration environment. This complexity is illustrated on the graphic below and is described largely in the Department’s words. The graphic demonstrates the impact of a court decree that changes a water right from agricultural irrigation to municipal use (such as in the South Platte Basin); or to provide replacement water to certain locations on the stream to mitigate impacts induced to the stream by well pumping (occurring in both the South Platte and the Rio Grande Basins).

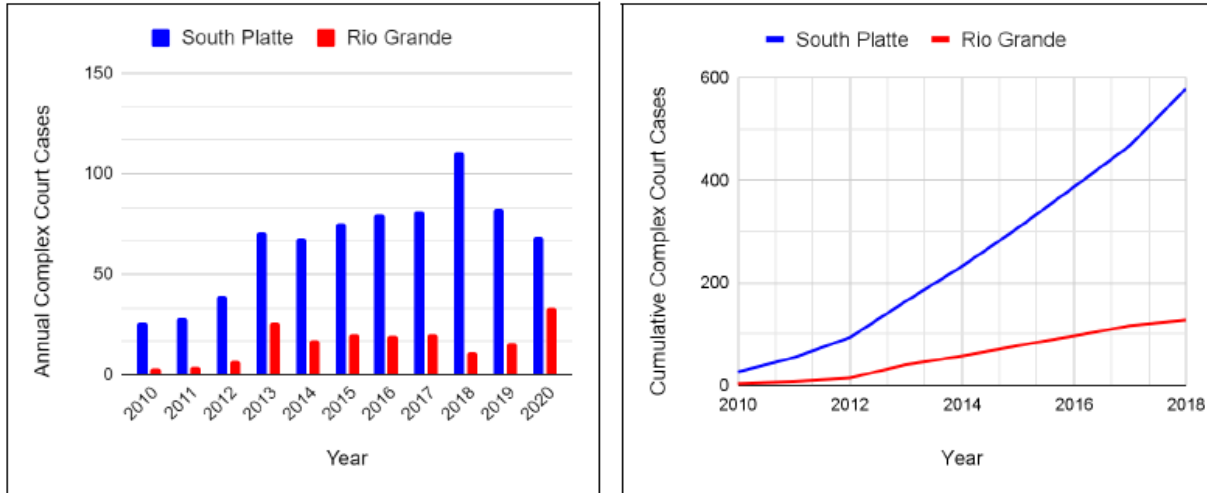
Historical water administration, shown on the left, includes directing water use under priority water rights and recording two diversions from the stream for irrigation use (two water classes, solid blue arrows).⁶ Irrigation water that is not consumed naturally returns to the stream for use by others downstream (dashed blue arrows).

More complex water administration is shown on the right. After changing a water right from agricultural to municipal use, some of the water historically diverted under the water right no longer is diverted to the irrigated land and instead supplies water for two housing developments (water classes 3 and 4), requiring specific quantities and timing of replacement water delivered to the stream for downstream water users (water classes 5 and 6). These new water classes may occur over multiple water districts.



⁶ A water class is a unique identifier for different types of water use including diversion location, type of water use, and other distinguishing information.

The graphic below demonstrates the number of court cases for changes of water rights and augmentation plans filed each year back to 2010 in the South Platte and Rio Grande Basins. Per the request, these types of water court cases, by their nature, create new, more complex water administration demands.



Additional Information: Rio Grande

The request included the following information:

“The Rio Grande Basin (Water Division 3) has only recently begun water administration of groundwater diversions in conjunction with surface water rights. Groundwater and surface water are hydraulically connected, which means pumping groundwater through wells impacts senior surface water rights. Water administration workload in the Rio Grande Basin is driven by newly adopted Rules, as required by S.B. 04-222, that require that groundwater diverters replace pumping impacts to senior surface water rights.

These Groundwater Rules (“Rules”), developed by the State Engineer and submitted to the water court were approved in 2019. Groundwater diverters were given a two-year period to comply, which ended in 2021.5 Prior to implementation, groundwater wells could pump without replacing their depletions to a surface stream.

In an effort to comply with the Rules, the groundwater diverters of the Rio Grande Basin have formed seven groundwater subdistricts, representing approximately 4,500 wells primarily supplying irrigation water to approximately 300,000 acres of irrigated land. According to the Rules, each of the seven groundwater subdistricts must make daily replacements on behalf of their members to surface water users in specific locations, or, in the alternative, provide payment, known as forbearance. The forbearance allowance is unique to the Rio Grande Basin.

DWR staff is responsible for the Water Administration activities that direct water users’ actions to replace obligations or determine forbearance payments daily. Those activities may include releasing or diverting replacement water from reservoirs or other sources and ensuring that water is “shepherded” to the correct location on the river to prevent injury to specifically-affected water rights. These requirements are derived from the provisions of the Rules and Annual Replacement Plans (“ARP”)

for each subdistrict, which are required by the Rules and are approved annually by the State Engineer. Performing this Water Administration task throughout the Rio Grande Basin, across multiple water districts, requires more than knowledge of the river conditions and typical statutory Water Administration practices. It requires in-depth knowledge of the provisions and requirements of the Rules and of the complex ARPs as well as the supporting decrees and other decisions of the water court. In addition, this needs to be done in cooperation with the water users in the Rio Grande Basin. While water commissioners are experts at administering water rights within their discrete water districts, they do not have the knowledge of the technical aspects of the Rules and the ARPs, nor do they have the basin-wide understanding to implement the coordinated approach to operation of the ARPs.

DWR has attempted to coordinate compliance with the ARPs with current staff, but the level of coordination that is now required in the basin cannot be accomplished on top of the full time work of existing water commissioners, which typically includes analyzing annual applications for ARPs, working with the applicants to develop ARPs that can be approved, and recommending the ARP for approval by the State Engineer. It is not effective to assign these River Operations Coordinator responsibilities to existing or new water commissioners because the existing water commissioners do not have the capacity to take on the additional workload. Pulling existing water commissioners from their normal duties results in work being shifted to other staff, which has a cascading effect on much of the Water Division 3 staff and the ability to perform their work effectively.”

LINE ITEM DETAIL – DIVISION OF WATER RESOURCES

(A) DIVISION OPERATIONS

WATER ADMINISTRATION

Water Administration consists of two sub-programs: administration of intrastate water rights and interstate compact enforcement. It is the statutory responsibility of DWR to verify: 1) stream diversions are per decree; 2) wells are operated in compliance with their decrees; 3) augmentation or substitute water supply plans are replacing stream depletions; and 4) interstate compact flows are delivered to downstream states. This requires daily oversight of the water allocation system. There are seven division offices located throughout the state, one in each major drainage basin; these division offices employ field staff, including water commissioners, who perform duties that contribute to water administration. Duties of the field staff include adjusting water flow, collecting water use and/or diversion data, and enforcing decrees and water laws.

STATUTORY AUTHORITY: Articles 61 to 69, 80 to 92 of Title 37, C.R.S.

REQUEST: The Department requests an appropriation of \$27,023,055 total funds and 261.3 FTE as shown in the table below.

RECOMMENDATION: Staff recommends \$27,030,086 total funds and 261.3 FTE as shown in the table below.

DIVISION OF WATER RESOURCES, DIVISION OPERATIONS, WATER ADMINISTRATION						
	TOTAL FUNDS	GENERAL FUND	CASH FUNDS	REAPPROPRIATED FUNDS	FEDERAL FUNDS	FTE
FY 2023-24 APPROPRIATION						
FY 2023-24 Appropriation	\$25,639,922	\$24,847,637	\$785,254	\$7,031	\$0	257.9
TOTAL	\$25,639,922	\$24,847,637	\$785,254	\$7,031	\$0	257.9
FY 2024-25 RECOMMENDED APPROPRIATION						
FY 2023-24 Appropriation	\$25,639,922	\$24,847,637	\$785,254	\$7,031	\$0	257.9
Annualize prior year salary increase	1,099,156	1,077,063	22,093	0	0	0.0
R5 River operations coordinators	327,355	327,355	0	0	0	2.8
Annualize prior year budget actions	(36,347)	(36,347)	0	0	0	0.6
TOTAL	\$27,030,086	\$26,215,708	\$807,347	\$7,031	\$0	261.3
INCREASE/(DECREASE)	\$1,390,164	\$1,368,071	\$22,093	\$0	\$0	3.4
Percentage Change	5.4%	5.5%	2.8%	0.0%	0.0%	1.3%
FY 2024-25 EXECUTIVE REQUEST	\$27,023,055	\$26,215,708	\$800,316	\$7,031	\$0	261.3
Request Above/(Below)						
Recommendation	(\$7,031)	\$0	(\$7,031)	\$0	\$0	0.0

WELL INSPECTION

The Well Inspection Program was established by S.B. 03-045 and continues to be funded by well permit application fees. The Well Inspection Program licenses water well construction contractors and enforces existing rules and regulations. The General Assembly created the State Board of Examiners of Water Well Construction and Pump Installation Contractors to develop construction

standards to protect aquifers and license contractors for well construction. The Board is also authorized to enforce the rules and standards for well construction and pump installation.

STATUTORY AUTHORITY: Article 91 of Title 37, C.R.S.

REQUEST: The Department requests a continuation-level appropriation of \$379,038 cash funds and 3.0 FTE.

RECOMMENDATION: Staff recommends approval of the request.

SATELLITE MONITORING SYSTEM

This line item supports satellite-linked water resource monitoring stations throughout the state. This system provides "real-time" stream flow information that is used by the Division, consumptive water users such as agricultural users, and other interested persons such as rafters and anglers. Stations record stream flow and transmit the information to a database. Some revenue is generated through voluntary fees from local conservancy districts, water users, user associations, and municipalities, which are deposited in the Satellite Monitoring System Cash Fund.

STATUTORY AUTHORITY: Sections 37-80-102 (10) and 37-80-111.5, C.R.S., and Article 92 of Title 37, C.R.S.

REQUEST: The Department requests a continuation-level appropriation of \$575,204 total funds, including \$194,968 General Fund and \$380,236 cash funds, and 2.0 FTE.

RECOMMENDATION: Staff recommends approval of the request.

FEDERAL GRANTS

This line item is funded by federal grants from the Federal Emergency Management Agency (FEMA) and the U.S. Bureau of Reclamation (BOR) and is included in the Long Bill for informational purposes only. FEMA grants are used support the Division's Dam Safety Program and BOR grants support a water project in the San Luis Valley and provide gauging station maintenance for the Williams Fork gauge in northwestern Colorado.

REQUEST: The Department requests a continuation-level appropriation of \$230,000 federal funds.

RECOMMENDATION: Staff recommends approval of the request.

RIVER DECISION SUPPORT SYSTEMS

This line item supports a statewide decision support system for the Colorado, Rio Grande, South Platte, and Arkansas River Basins. The Colorado Decision Support System consists of databases and models that use historic data and geographic information systems to facilitate decisions related to interstate compacts, water resource planning, and water rights administration.

STATUTORY AUTHORITY: Article 60 of Title 37, C.R.S.

REQUEST: The Department requests a continuation-level appropriation of \$212,467 cash funds and 2.0 FTE.

RECOMMENDATION: Staff recommends approval of the request.

(B) SPECIAL PURPOSE

DAM EMERGENCY REPAIR

This appropriation provides funding to the State Engineer if emergency action is necessary to repair a dangerous or threatened dam. Cash funds are from the Emergency Dam Repair Cash Fund, which is replenished from transfers from the CWCB Construction Fund. A maximum amount of \$50,000 is continuously appropriated. These funds have only been required in one year to date (FY 2013-14), but any funds expended are recoverable from the dam owner.

STATUTORY AUTHORITY: Sections 37-60-122.5 and 37-87-108.5, C.R.S.

REQUEST: The Department requests a continuation-level appropriation of \$50,000 cash funds.

RECOMMENDATION: Staff recommends approval of the request, as it is consistent with statutory provisions regarding funding for this line item.

INDIRECT COST ASSESSMENT

Indirect cost assessments are charged to cash and federally-funded programs for departmental and statewide overhead costs. The indirect cost assessments for this Department are based upon personal services costs of cash and federally funded FTE in each division.

REQUEST: The Department requests an appropriation of \$55,687 total funds, including \$30,236 cash funds and \$25,451 federal funds.

RECOMMENDATION: Staff recommends approval of the request.

LONG BILL FOOTNOTES AND REQUESTS FOR INFORMATION

LONG BILL FOOTNOTES

Staff recommends **CONTINUING** the following footnote:

- N Department of Natural Resources, Executive Director's Office, Administration – In addition to the transfer authority provided in Section 24-75-108, C.R.S., the Department may transfer up to 5.0 percent of the total appropriation among the following line items in this section: Personal Services and Operating Expenses.

COMMENT: This footnote provides transfer authority between the specified line items.

Staff recommends **CONTINUING AND MODIFYING** the following footnotes:

- N Department of Natural Resources, Division of Reclamation, Mining, and Safety, Inactive Mines, Program Costs -- This appropriation remains available until completion of the project or the close of the ~~2025-26~~ 2026-27 state fiscal year, whichever comes first.

COMMENT: This footnote provides three-year roll-forward spending authority for this line item consolidated in FY 2020-21.

- N Department of Natural Resources, ~~Oil and Gas Conservation Commission~~ ENERGY AND CARBON MANAGEMENT COMMISSION, Emergency Response -- It is the General Assembly's intent that this appropriation be expended if there is an oil and gas related emergency under the jurisdiction of the ~~Oil and Gas Conservation Commission~~ ENERGY AND CARBON MANAGEMENT COMMISSION. The purpose of this appropriation is to fund investigation, prevention, monitoring, and mitigation of circumstances caused by or that are alleged to be associated with oil and gas activities and that call for immediate action by the ~~Oil and Gas Conservation Commission~~ ENERGY AND CARBON MANAGEMENT COMMISSION.

COMMENT: This footnote sets forth the purpose, conditions, and limitations of the line item. The JBC created the Emergency Response line item in FY 2006-07 to be used, if and when necessary, for emergency response. The appropriation was approved due to a concern that emergency funding would be necessary during a time when the JBC may not be meeting during the interim (and thus would have to wait for an interim supplemental, delaying the Department's ability to respond adequately). Funding is from the Energy and Carbon Management Cash Fund.

- N Department of Natural Resources, Division of Parks and Wildlife, Parks and Outdoor Recreation, Special Purpose, Off-highway Vehicle Direct Services – This appropriation remains available for expenditure until the completion of the project or the close of the ~~2025-26~~ 2026-27 state fiscal year, whichever comes first.

COMMENT: This footnote provides roll-forward authority three fiscal years to accommodate grant reimbursements for multi-year projects.

- N Department of Natural Resources, Division of Parks and Wildlife, Special Purpose, Grants and Habitat Partnerships – This appropriation remains available for expenditure until the completion of the project or the close of the ~~2025-26~~ 2026-27 state fiscal year, whichever comes first.

COMMENT: This footnote provides roll-forward authority three fiscal years to accommodate grant reimbursements for multi-year projects.

- N Department of Natural Resources, Division of Parks and Wildlife, Special Purpose, Asset Maintenance and Repairs – This appropriation remains available for expenditure until the completion of the project or the close of the ~~2025-26~~ 2026-27 state fiscal year, whichever comes first.

COMMENT: This footnote provides roll-forward authority three fiscal years to accommodate grant reimbursements for multi-year projects.

- N Department of Natural Resources, Division of Parks and Wildlife, Special Purpose, Outdoor Equity Grant Program – This appropriation remains available for expenditure until the completion of the project or the close of the ~~2025-26~~ 2026-27 state fiscal year, whichever comes first.

COMMENT: This footnote provides roll-forward authority three fiscal years to accommodate grant reimbursements for multi-year projects.

REQUESTS FOR INFORMATION

Staff recommends **CONTINUING AND MODIFYING** the following request for information:

- 1 Department of Natural Resources, ~~Oil and Gas Conservation Commission, Plugging and Reclaiming Abandoned Wells~~ ENERGY AND CARBON MANAGEMENT COMMISSION, ORPHANED WELLS MITIGATION ENTERPRISE -- The ~~Oil and Gas Conservation Commission~~ ENERGY AND CARBON MANAGEMENT COMMISSION is requested to include in its annual budget request a report detailing all expenditures made in the previous year from this line item and an inventory of all known orphaned wells that are in the process of being plugged and reclaimed or remain to be plugged and reclaimed.
- 2 Department of Natural Resources, ~~Oil and Gas Conservation Commission,~~ ENERGY AND CARBON MANAGEMENT COMMISSION, Program Costs -- The Department of Natural Resources is requested to include in its annual budget request a report on the performance of the risk-based inspection program. The report should provide information on the activities of the Facilities Integrity group, the inspection of process piping and flowlines, and the metrics used to measure the performance and effectiveness of the Facilities Integrity program.

- 3 Department of Natural Resources, ~~Oil and Gas Conservation Commission~~, ENERGY AND CARBON MANAGEMENT COMMISSION, Emergency Response -- The ~~Oil and Gas Conservation Commission~~ ENERGY AND CARBON MANAGEMENT COMMISSION is requested to include in its annual budget request a report detailing all expenditures made in the previous year from this line item.
- 4 Department of Natural Resources, ~~Oil and Gas Conservation Commission~~, ENERGY AND CARBON MANAGEMENT COMMISSION, Special Environmental Protection and Mitigation Studies -- The ~~Oil and Gas Conservation Commission~~ ENERGY AND CARBON MANAGEMENT COMMISSION is requested to include in its annual budget request a report detailing all expenditures made in the previous year from this line item.
- 5 Department of Natural Resources, Division of Parks and Wildlife – The Division of Parks and Wildlife is requested to provide the Joint Budget Committee with actual expenditures for the prior fiscal year and estimated expenditures and awards/distributions expected in the next budget year for informational-only sources included in the State Park Operations line item and the Wildlife Operations line item. The Division is also requested to include a technical adjustment in its annual November 1 budget request that represents its best estimate for informational-only expenditures in the State Park Operations line item and the Wildlife Operations line item. The report is requested to be submitted by November 1, ~~2023~~ 2024.

COMMENT: The State Park Operations line item and the Wildlife Operations line item are the main funding lines for CPW. These lines contain both appropriated funds and informational-only funds. This request for information asks the Department to update these lines on an annual basis and provide tables that show both actual expenditures for the prior fiscal year and expected awards for the next fiscal year.

Staff recommends **CONTINUING** the following requests for information:

- 6 Department of Natural Resources, Division of Reclamation, Mining, and Safety, Inactive Mines, Program Costs -- The Division of Reclamation, Mining, and Safety is requested to include in its annual budget request a report detailing all expenditures made in the previous year from this line item. The report should include but not be limited to: (1) Non-project expenditures: (a) spending type, (b) FTE allocation, (c) total expenditure; and (d) fund sources and fund source splits. (2) Project expenditures: (a) project name; (b) project type; (c) geographic location; (d) period of work on-site; (e) total expenditure and FTE allocation; and (f) fund sources and fund source split. The Division is requested to include any other data points, details, or comments that more fully express or explain the expenditure experience from this line item.

JBC Staff Figure Setting - FY 2024-25
Staff Working Document - Does Not Represent Committee Decision

Appendix A: Numbers Pages

	FY 2021-22 Actual	FY 2022-23 Actual	FY 2023-24 Appropriation	FY 2024-25 Request	FY 2024-25 Recommendation
--	----------------------	----------------------	-----------------------------	-----------------------	------------------------------

DEPARTMENT OF NATURAL RESOURCES
Dan Gibbs, Executive Director

(1) EXECUTIVE DIRECTOR'S OFFICE

(A) Administration

Personal Services	<u>4,423,247</u>	<u>4,859,269</u>	<u>5,301,988</u>	<u>5,620,314</u>	<u>5,620,314</u> *
FTE	42.7	45.2	52.6	53.2	53.2
General Fund	0	177,493	218,977	217,739	217,739
Cash Funds	73,147	0	58,916	61,938	61,938
Reappropriated Funds	4,350,100	4,681,776	5,024,095	5,340,637	5,340,637
Federal Funds	0	0	0	0	0
Health, Life, and Dental	<u>18,366,109</u>	<u>19,229,847</u>	<u>22,863,267</u>	<u>26,357,712</u>	<u>26,184,715</u> *
General Fund	3,587,245	3,638,034	3,968,435	3,947,574	3,917,123
Cash Funds	14,554,675	15,470,885	17,924,710	21,006,328	20,873,932
Reappropriated Funds	224,189	120,928	541,044	972,265	962,115
Federal Funds	0	0	429,078	431,545	431,545
Short-term Disability	<u>174,443</u>	<u>182,276</u>	<u>188,814</u>	<u>243,746</u>	<u>241,982</u> *
General Fund	31,485	31,903	30,127	33,966	33,546
Cash Funds	136,753	143,653	146,780	196,085	194,844
Reappropriated Funds	6,205	6,720	7,357	8,481	8,378
Federal Funds	0	0	4,550	5,214	5,214

*Includes a decision item

JBC Staff Figure Setting - FY 2024-25
Staff Working Document - Does Not Represent Committee Decision

	FY 2021-22 Actual	FY 2022-23 Actual	FY 2023-24 Appropriation	FY 2024-25 Request	FY 2024-25 Recommendation
Paid Family and Medical Leave Insurance	<u>0</u>	<u>0</u>	<u>0</u>	<u>731,746</u>	<u>726,780</u> *
General Fund	0	0	0	101,820	100,637
Cash Funds	0	0	0	588,860	585,367
Reappropriated Funds	0	0	0	25,423	25,133
Federal Funds	0	0	0	15,643	15,643
Unfunded Liability Amortization Equalization					
Disbursement Payments	<u>0</u>	<u>0</u>	<u>0</u>	<u>0</u>	<u>16,096,626</u> *
General Fund	0	0	0	0	2,236,382
Cash Funds	0	0	0	0	12,954,112
Reappropriated Funds	0	0	0	0	558,520
Federal Funds	0	0	0	0	347,612
S.B. 04-257 Amortization Equalization Disbursement					
General Fund	<u>6,113,311</u>	<u>6,382,451</u>	<u>7,116,357</u>	<u>8,110,736</u>	<u>0</u> *
Cash Funds	988,697	1,009,173	1,017,605	1,131,331	0
Reappropriated Funds	4,921,127	5,159,974	5,676,004	6,523,113	0
Federal Funds	203,487	213,304	262,607	282,486	0
	0	0	160,141	173,806	0
S.B. 06-235 Supplemental Amortization Equalization					
Disbursement	<u>6,113,311</u>	<u>6,382,451</u>	<u>7,116,357</u>	<u>8,110,736</u>	<u>0</u> *
General Fund	988,697	1,009,173	1,017,605	1,131,331	0
Cash Funds	4,921,127	5,159,974	5,676,004	6,523,113	0
Reappropriated Funds	203,487	213,304	262,607	282,486	0
Federal Funds	0	0	160,141	173,806	0

*Includes a decision item

JBC Staff Figure Setting - FY 2024-25
Staff Working Document - Does Not Represent Committee Decision

	FY 2021-22 Actual	FY 2022-23 Actual	FY 2023-24 Appropriation	FY 2024-25 Request	FY 2024-25 Recommendation
PERA Direct Distribution	<u>3,098,784</u>	<u>2,468,271</u>	<u>468,983</u>	<u>3,204,697</u>	<u>3,180,502</u>
General Fund	567,764	0	79,467	524,245	520,288
Cash Funds	2,430,519	2,369,405	372,435	2,567,138	2,547,756
Reappropriated Funds	100,501	98,866	17,081	113,314	112,458
Federal Funds	0	0	0	0	0
Salary Survey	<u>3,808,687</u>	<u>4,665,424</u>	<u>7,824,733</u>	<u>9,696,154</u>	<u>5,798,989</u>
General Fund	614,722	659,952	1,124,437	1,218,807	818,979
Cash Funds	3,065,584	3,871,450	6,252,440	8,051,445	4,646,217
Reappropriated Funds	128,381	134,022	275,313	297,513	204,546
Federal Funds	0	0	172,543	128,389	129,247
Step Increases	<u>0</u>	<u>0</u>	<u>0</u>	<u>0</u>	<u>4,016,373</u>
General Fund	0	0	0	0	439,038
Cash Funds	0	0	0	0	3,461,010
Reappropriated Funds	0	0	0	0	103,597
Federal Funds	0	0	0	0	12,728
Shift Differential	<u>48,117</u>	<u>54,831</u>	<u>54,230</u>	<u>363,396</u>	<u>320,839</u>
General Fund	0	0	0	0	0
Cash Funds	48,117	54,831	54,230	362,792	320,306
Reappropriated Funds	0	0	0	604	533
Federal Funds	0	0	0	0	0
Workers' Compensation	<u>1,210,150</u>	<u>1,336,669</u>	<u>1,105,642</u>	<u>1,481,000</u>	<u>1,436,375</u>
General Fund	175,209	0	6,344	10,670	8,242
Cash Funds	1,027,989	1,301,229	1,077,312	1,467,856	1,399,570
Reappropriated Funds	3,679	0	2,548	1,770	3,310
Federal Funds	3,273	35,440	19,438	704	25,253

JBC Staff Figure Setting - FY 2024-25
Staff Working Document - Does Not Represent Committee Decision

	FY 2021-22 Actual	FY 2022-23 Actual	FY 2023-24 Appropriation	FY 2024-25 Request	FY 2024-25 Recommendation
Operating Expenses	<u>168,282</u>	<u>294,419</u>	<u>260,633</u>	<u>248,114</u>	<u>248,114</u> *
General Fund	0	130,630	15,752	3,427	3,427
Cash Funds	0	6,502	950	950	950
Reappropriated Funds	168,282	157,287	243,931	243,737	243,737
Federal Funds	0	0	0	0	0
Legal Services	<u>5,134,607</u>	<u>5,645,596</u>	<u>7,851,696</u>	<u>8,450,054</u>	<u>8,450,054</u>
General Fund	1,329,757	1,464,539	2,125,358	2,713,207	2,713,207
Cash Funds	3,727,750	4,029,721	5,583,068	5,582,262	5,582,262
Reappropriated Funds	33,837	137,628	116,604	126,976	126,976
Federal Funds	43,263	13,708	26,666	27,609	27,609
Administrative Law Judge Services	<u>0</u>	<u>0</u>	<u>0</u>	<u>0</u>	<u>0</u>
General Fund	0	0	0	0	0
Cash Funds	0	0	0	0	0
Reappropriated Funds	0	0	0	0	0
Federal Funds	0	0	0	0	0
Payment to Risk Management and Property Funds	<u>1,551,672</u>	<u>1,567,049</u>	<u>2,474,741</u>	<u>2,551,447</u>	<u>2,925,596</u>
General Fund	100,414	140,186	277,367	135,217	247,136
Cash Funds	1,426,273	1,388,639	2,121,288	2,378,910	2,608,680
Reappropriated Funds	14,497	22,532	52,342	23,237	42,278
Federal Funds	10,488	15,692	23,744	14,083	27,502
Vehicle Lease Payments	<u>4,243,323</u>	<u>4,289,714</u>	<u>5,203,394</u>	<u>6,127,172</u>	<u>6,127,172</u> *
General Fund	330,872	364,586	408,510	559,410	579,431
Cash Funds	3,833,241	3,882,585	4,736,264	5,494,200	5,483,572
Reappropriated Funds	17,186	3,173	18,834	11,756	20,617
Federal Funds	62,024	39,370	39,786	61,806	43,552

*Includes a decision item

JBC Staff Figure Setting - FY 2024-25
Staff Working Document - Does Not Represent Committee Decision

	FY 2021-22 Actual	FY 2022-23 Actual	FY 2023-24 Appropriation	FY 2024-25 Request	FY 2024-25 Recommendation
Capital Outlay	<u>129,674</u>	<u>129,674</u>	<u>1,062,343</u>	<u>1,062,343</u>	<u>1,062,343</u>
General Fund	0	0	0	0	0
Cash Funds	129,674	129,674	1,057,006	1,057,006	1,057,006
Reappropriated Funds	0	0	0	0	0
Federal Funds	0	0	5,337	5,337	5,337
Information Technology Asset Maintenance	<u>90,208</u>	<u>75,531</u>	<u>871,820</u>	<u>877,198</u>	<u>877,198</u>
General Fund	28,065	4,270	120,992	120,992	120,992
Cash Funds	28,282	4,561	638,819	644,197	644,197
Reappropriated Funds	33,861	66,700	112,009	112,009	112,009
Federal Funds	0	0	0	0	0
Leased Space	<u>1,779,628</u>	<u>1,800,435</u>	<u>1,994,429</u>	<u>1,985,820</u>	<u>1,985,820</u>
General Fund	685,152	700,421	730,971	754,490	754,490
Cash Funds	1,066,428	1,074,082	1,235,738	1,202,977	1,202,977
Reappropriated Funds	5,130	4,706	5,356	5,687	5,687
Federal Funds	22,918	21,226	22,364	22,666	22,666
Temporary Employees Related to Authorized Leave	<u>0</u>	<u>0</u>	<u>111,198</u>	<u>111,198</u>	<u>111,198</u>
General Fund	0	0	3,427	3,427	3,427
Cash Funds	0	0	107,227	107,227	107,227
Reappropriated Funds	0	0	544	544	544
Federal Funds	0	0	0	0	0
Capitol Complex Leased Space	<u>1,551,708</u>	<u>1,067,890</u>	<u>860,440</u>	<u>1,091,416</u>	<u>839,367</u>
General Fund	291,590	280,328	272,922	346,185	266,238
Cash Funds	788,166	333,837	301,119	401,155	293,744
Reappropriated Funds	302,707	291,016	129,684	164,496	126,508
Federal Funds	169,245	162,709	156,715	179,580	152,877

JBC Staff Figure Setting - FY 2024-25
Staff Working Document - Does Not Represent Committee Decision

	FY 2021-22 Actual	FY 2022-23 Actual	FY 2023-24 Appropriation	FY 2024-25 Request	FY 2024-25 Recommendation
CORE Operations	<u>541,043</u>	<u>624,718</u>	<u>544,817</u>	<u>232,289</u>	<u>151,676</u> *
General Fund	37,899	44,019	41,071	18,135	11,434
Cash Funds	473,728	549,036	476,495	201,626	132,655
Reappropriated Funds	12,469	13,699	13,005	5,907	3,621
Federal Funds	16,947	17,964	14,246	6,621	3,966
Digital Trunk Radio Payments	<u>0</u>	<u>0</u>	<u>1,940,561</u>	<u>2,022,900</u>	<u>2,022,900</u> *
General Fund	0	0	0	0	0
Cash Funds	0	0	1,940,561	2,022,900	2,022,900
Reappropriated Funds	0	0	0	0	0
Federal Funds	0	0	0	0	0
Species Conservation Trust Fund	<u>8,513,848</u>	<u>5,000,000</u>	<u>5,000,000</u>	<u>5,000,000</u>	<u>5,000,000</u>
General Fund	0	0	0	0	0
Cash Funds	8,513,848	5,000,000	5,000,000	5,000,000	5,000,000
Reappropriated Funds	0	0	0	0	0
Federal Funds	0	0	0	0	0
Payments to OIT	<u>13,035,332</u>	<u>14,109,537</u>	<u>19,198,633</u>	<u>19,640,024</u>	<u>19,640,024</u>
General Fund	1,907,668	2,215,481	3,681,746	3,667,954	3,667,954
Cash Funds	10,478,065	11,332,801	14,952,126	15,384,594	15,384,594
Reappropriated Funds	482,515	403,806	188,635	215,001	215,001
Federal Funds	167,084	157,449	376,126	372,475	372,475

*Includes a decision item

JBC Staff Figure Setting - FY 2024-25
Staff Working Document - Does Not Represent Committee Decision

	FY 2021-22 Actual	FY 2022-23 Actual	FY 2023-24 Appropriation	FY 2024-25 Request	FY 2024-25 Recommendation
Appropriation to Wildfire Mitigation and Capacity					
Development Fund	<u>0</u>	<u>10,000,000</u>	<u>5,100,000</u>	<u>5,100,000</u>	<u>5,000,000</u>
General Fund	0	0	100,000	100,000	0
Cash Funds	0	10,000,000	5,000,000	5,000,000	5,000,000
Reappropriated Funds	0	0	0	0	0
Federal Funds	0	0	0	0	0
DPA Administration Services	<u>0</u>	<u>0</u>	<u>0</u>	<u>174,902</u>	<u>174,902</u> *
General Fund	0	0	0	31,598	31,598
Cash Funds	0	0	0	136,202	136,202
Reappropriated Funds	0	0	0	7,102	7,102
Federal Funds	0	0	0	0	0
DHR State Agency Services	<u>0</u>	<u>0</u>	<u>0</u>	<u>319,260</u>	<u>319,260</u> *
General Fund	0	0	0	45,112	45,112
Cash Funds	0	0	0	265,061	265,061
Reappropriated Funds	0	0	0	9,087	9,087
Federal Funds	0	0	0	0	0
DHR Training Services	<u>0</u>	<u>0</u>	<u>0</u>	<u>64,354</u>	<u>64,354</u> *
General Fund	0	0	0	9,093	9,093
Cash Funds	0	0	0	53,724	53,724
Reappropriated Funds	0	0	0	1,537	1,537
Federal Funds	0	0	0	0	0

*Includes a decision item

JBC Staff Figure Setting - FY 2024-25
Staff Working Document - Does Not Represent Committee Decision

	FY 2021-22 Actual	FY 2022-23 Actual	FY 2023-24 Appropriation	FY 2024-25 Request	FY 2024-25 Recommendation
DHR Labor Relations Services	<u>0</u>	<u>0</u>	<u>0</u>	<u>388,532</u>	<u>388,532</u> *
General Fund	0	0	0	64,502	64,502
Cash Funds	0	0	0	305,511	305,511
Reappropriated Funds	0	0	0	18,519	18,519
Federal Funds	0	0	0	0	0
Financial Ops and Reporting Services	<u>0</u>	<u>0</u>	<u>0</u>	<u>410,548</u>	<u>410,548</u> *
General Fund	0	0	0	44,152	44,152
Cash Funds	0	0	0	355,955	355,955
Reappropriated Funds	0	0	0	10,441	10,441
Federal Funds	0	0	0	0	0
Procurement and Contracts Services	<u>0</u>	<u>0</u>	<u>0</u>	<u>254,258</u>	<u>254,258</u> *
General Fund	0	0	0	27,343	27,343
Cash Funds	0	0	0	220,449	220,449
Reappropriated Funds	0	0	0	6,466	6,466
Federal Funds	0	0	0	0	0
IT Accessibility	<u>0</u>	<u>0</u>	<u>2,109,274</u>	<u>0</u>	<u>0</u>
FTE	0.0	0.0	3.0	0.0	0.0
General Fund	0	0	149,337	0	0
Cash Funds	0	0	1,829,892	0	0
Reappropriated Funds	0	0	107,839	0	0
Federal Funds	0	0	22,206	0	0

*Includes a decision item

JBC Staff Figure Setting - FY 2024-25
Staff Working Document - Does Not Represent Committee Decision

	FY 2021-22 Actual	FY 2022-23 Actual	FY 2023-24 Appropriation	FY 2024-25 Request	FY 2024-25 Recommendation
SUBTOTAL - (A) Administration	80,095,484	90,166,052	106,624,350	120,032,066	119,676,811
<i>FTE</i>	<u>42.7</u>	<u>45.2</u>	<u>55.6</u>	<u>53.2</u>	<u>53.2</u>
General Fund	11,665,236	11,870,188	15,390,450	16,961,727	16,881,510
Cash Funds	61,644,493	71,262,839	82,219,384	93,163,574	92,902,718
Reappropriated Funds	6,290,513	6,569,467	7,381,435	8,287,481	8,269,357
Federal Funds	495,242	463,558	1,633,081	1,619,284	1,623,226

JBC Staff Figure Setting - FY 2024-25
Staff Working Document - Does Not Represent Committee Decision

	FY 2021-22 Actual	FY 2022-23 Actual	FY 2023-24 Appropriation	FY 2024-25 Request	FY 2024-25 Recommendation
(B) Special Programs					
Colorado Avalanche Information Center	<u>1,763,716</u>	<u>1,909,710</u>	<u>2,572,802</u>	<u>2,490,554</u>	<u>2,490,554</u>
FTE	14.7	13.9	20.7	20.7	20.7
General Fund	0	0	0	0	0
Cash Funds	968,707	1,066,465	1,776,176	1,665,172	1,665,172
Reappropriated Funds	745,009	795,191	777,655	806,411	806,411
Federal Funds	50,000	48,054	18,971	18,971	18,971
Colorado River Program	<u>0</u>	<u>0</u>	<u>323,900 2.0</u>	<u>309,900 2.0</u>	<u>309,900 2.0</u>
General Fund	0	0	0	0	0
Cash Funds	0	0	323,900	309,900	309,900
Reappropriated Funds	0	0	0	0	0
Federal Funds	0	0	0	0	0
Colorado Produced Water Consortium	<u>0</u>	<u>0</u>	<u>0</u>	<u>231,134 2.0</u>	<u>231,134 2.0</u>
Cash Funds	0	0	0	231,134	231,134
Indirect Cost Assessment	<u>58,249</u>	<u>72,282</u>	<u>96,465</u>	<u>115,529</u>	<u>115,529</u> *
General Fund	0	0	0	0	0
Cash Funds	58,249	70,336	96,465	115,529	115,529
Reappropriated Funds	0	0	0	0	0
Federal Funds	0	1,946	0	0	0

*Includes a decision item

JBC Staff Figure Setting - FY 2024-25
Staff Working Document - Does Not Represent Committee Decision

	FY 2021-22 Actual	FY 2022-23 Actual	FY 2023-24 Appropriation	FY 2024-25 Request	FY 2024-25 Recommendation
SUBTOTAL - (B) Special Programs	1,821,965	1,981,992	2,993,167	3,147,117	3,147,117
<i>FTE</i>	<u>14.7</u>	<u>13.9</u>	<u>22.7</u>	<u>24.7</u>	<u>24.7</u>
General Fund	0	0	0	0	0
Cash Funds	1,026,956	1,136,801	2,196,541	2,321,735	2,321,735
Reappropriated Funds	745,009	795,191	777,655	806,411	806,411
Federal Funds	50,000	50,000	18,971	18,971	18,971
TOTAL - (1) Executive Director's Office	81,917,449	92,148,044	109,617,517	123,179,183	122,823,928
<i>FTE</i>	<u>57.4</u>	<u>59.1</u>	<u>78.3</u>	<u>77.9</u>	<u>77.9</u>
General Fund	11,665,236	11,870,188	15,390,450	16,961,727	16,881,510
Cash Funds	62,671,449	72,399,640	84,415,925	95,485,309	95,224,453
Reappropriated Funds	7,035,522	7,364,658	8,159,090	9,093,892	9,075,768
Federal Funds	545,242	513,558	1,652,052	1,638,255	1,642,197

JBC Staff Figure Setting - FY 2024-25
Staff Working Document - Does Not Represent Committee Decision

	FY 2021-22 Actual	FY 2022-23 Actual	FY 2023-24 Appropriation	FY 2024-25 Request	FY 2024-25 Recommendation
(2) DIVISION OF RECLAMATION, MINING, AND SAFETY					
(A) Coal Land Reclamation					
Program Costs	<u>2,203,680</u>	<u>2,194,777</u>	<u>2,042,316</u>	<u>2,101,077</u>	<u>2,101,077</u>
FTE	15.0	15.0	19.0	19.0	19.0
General Fund	0	0	0	0	0
Cash Funds	437,056	396,791	459,083	476,712	476,712
Reappropriated Funds	0	0	0	0	0
Federal Funds	1,766,624	1,797,986	1,583,233	1,624,365	1,624,365
Indirect Cost Assessment	<u>120,349</u>	<u>96,214</u>	<u>93,033</u>	<u>99,197</u>	<u>99,197</u> *
General Fund	0	0	0	0	0
Cash Funds	17,560	17,613	19,537	20,831	20,831
Reappropriated Funds	0	0	0	0	0
Federal Funds	102,789	78,601	73,496	78,366	78,366
SUBTOTAL - (A) Coal Land Reclamation	2,324,029	2,290,991	2,135,349	2,200,274	2,200,274
FTE	<u>15.0</u>	<u>15.0</u>	<u>19.0</u>	<u>19.0</u>	<u>19.0</u>
General Fund	0	0	0	0	0
Cash Funds	454,616	414,404	478,620	497,543	497,543
Reappropriated Funds	0	0	0	0	0
Federal Funds	1,869,413	1,876,587	1,656,729	1,702,731	1,702,731

*Includes a decision item

JBC Staff Figure Setting - FY 2024-25
Staff Working Document - Does Not Represent Committee Decision

	FY 2021-22 Actual	FY 2022-23 Actual	FY 2023-24 Appropriation	FY 2024-25 Request	FY 2024-25 Recommendation
(B) Inactive Mines					
Program Costs	<u>1,981,501</u>	<u>2,233,968</u>	<u>2,722,635</u>	<u>2,763,923</u>	<u>2,763,923</u>
FTE	7.4	7.9	17.8	17.8	17.8
General Fund	0	0	0	0	0
Cash Funds	1,258,990	1,190,356	1,245,870	1,248,310	1,248,310
Reappropriated Funds	0	0	0	0	0
Federal Funds	722,511	1,043,612	1,476,765	1,515,613	1,515,613
Indirect Cost Assessment	<u>124,447</u>	<u>113,030</u>	<u>196,190</u>	<u>200,234</u>	<u>200,234</u> *
General Fund	0	0	0	0	0
Cash Funds	15,513	19,604	38,182	42,226	42,226
Reappropriated Funds	0	0	0	0	0
Federal Funds	108,934	93,426	158,008	158,008	158,008
Legacy Mine Hydrology Projects	<u>272,623</u>	<u>0</u>	<u>0</u>	<u>0</u>	<u>0</u>
FTE	0.0	0.0	0.0	0.0	0.0
General Fund	0	0	0	0	0
Cash Funds	272,623	0	0	0	0
Reappropriated Funds	0	0	0	0	0
Federal Funds	0	0	0	0	0
Reclamation of Forfeited Mine Sites	<u>52,372</u>	<u>0</u>	<u>0</u>	<u>0</u>	<u>0</u>
FTE	0.0	0.0	0.0	0.0	0.0
General Fund	0	0	0	0	0
Cash Funds	52,372	0	0	0	0
Reappropriated Funds	0	0	0	0	0
Federal Funds	0	0	0	0	0

*Includes a decision item

JBC Staff Figure Setting - FY 2024-25
Staff Working Document - Does Not Represent Committee Decision

	FY 2021-22 Actual	FY 2022-23 Actual	FY 2023-24 Appropriation	FY 2024-25 Request	FY 2024-25 Recommendation
SUBTOTAL - (B) Inactive Mines	2,430,943	2,346,998	2,918,825	2,964,157	2,964,157
<i>FTE</i>	<u>7.4</u>	<u>7.9</u>	<u>17.8</u>	<u>17.8</u>	<u>17.8</u>
General Fund	0	0	0	0	0
Cash Funds	1,599,498	1,209,960	1,284,052	1,290,536	1,290,536
Reappropriated Funds	0	0	0	0	0
Federal Funds	831,445	1,137,038	1,634,773	1,673,621	1,673,621

(C) Minerals

Program Costs	<u>1,935,398</u>	<u>1,976,405</u>	<u>2,529,449</u>	<u>2,608,810</u>	<u>2,608,810</u>
<i>FTE</i>	18.1	18.1	23.0	23.0	23.0
General Fund	0	0	0	0	0
Cash Funds	1,935,398	1,976,405	2,529,449	2,608,810	2,608,810
Reappropriated Funds	0	0	0	0	0
Federal Funds	0	0	0	0	0
Indirect Cost Assessment	<u>104,116</u>	<u>106,620</u>	<u>103,990</u>	<u>112,310</u>	<u>112,310</u> *
General Fund	0	0	0	0	0
Cash Funds	104,116	106,620	103,990	112,310	112,310
Reappropriated Funds	0	0	0	0	0
Federal Funds	0	0	0	0	0

SUBTOTAL - (C) Minerals	2,039,514	2,083,025	2,633,439	2,721,120	2,721,120
<i>FTE</i>	<u>18.1</u>	<u>18.1</u>	<u>23.0</u>	<u>23.0</u>	<u>23.0</u>
General Fund	0	0	0	0	0
Cash Funds	2,039,514	2,083,025	2,633,439	2,721,120	2,721,120
Reappropriated Funds	0	0	0	0	0
Federal Funds	0	0	0	0	0

*Includes a decision item

JBC Staff Figure Setting - FY 2024-25
Staff Working Document - Does Not Represent Committee Decision

	FY 2021-22 Actual	FY 2022-23 Actual	FY 2023-24 Appropriation	FY 2024-25 Request	FY 2024-25 Recommendation
(D) Mines Program					
Colorado and Federal Mine Safety Program	<u>452,310</u>	<u>481,746</u>	<u>567,443</u>	<u>571,328</u>	<u>571,328</u>
FTE	2.0	2.1	4.0	4.0	4.0
General Fund	0	0	0	0	0
Cash Funds	234,558	353,923	377,798	379,863	379,863
Reappropriated Funds	0	0	0	0	0
Federal Funds	217,752	127,823	189,645	191,465	191,465
Blaster Certification Program	<u>108,750</u>	<u>133,538</u>	<u>140,862</u>	<u>140,862</u>	<u>140,862</u>
FTE	0.7	0.6	1.0	1.0	1.0
General Fund	0	0	0	0	0
Cash Funds	13,720	18,558	35,107	35,107	35,107
Reappropriated Funds	0	0	0	0	0
Federal Funds	95,030	114,980	105,755	105,755	105,755
Indirect Cost Assessment	<u>35,386</u>	<u>17,153</u>	<u>13,855</u>	<u>12,642</u>	<u>12,642</u> *
General Fund	0	0	0	0	0
Cash Funds	9,682	7,029	8,281	8,682	8,682
Reappropriated Funds	0	0	0	0	0
Federal Funds	25,704	10,124	5,574	3,960	3,960
SUBTOTAL - (D) Mines Program	596,446	632,437	722,160	724,832	724,832
FTE	<u>2.7</u>	<u>2.7</u>	<u>5.0</u>	<u>5.0</u>	<u>5.0</u>
General Fund	0	0	0	0	0
Cash Funds	257,960	379,510	421,186	423,652	423,652
Reappropriated Funds	0	0	0	0	0
Federal Funds	338,486	252,927	300,974	301,180	301,180

*Includes a decision item

JBC Staff Figure Setting - FY 2024-25
Staff Working Document - Does Not Represent Committee Decision

	FY 2021-22 Actual	FY 2022-23 Actual	FY 2023-24 Appropriation	FY 2024-25 Request	FY 2024-25 Recommendation
TOTAL - (2) Division of Reclamation, Mining, and Safety	7,390,932	7,353,451	8,409,773	8,610,383	8,610,383
<i>FTE</i>	<u>43.2</u>	<u>43.7</u>	<u>64.8</u>	<u>64.8</u>	<u>64.8</u>
General Fund	0	0	0	0	0
Cash Funds	4,351,588	4,086,899	4,817,297	4,932,851	4,932,851
Reappropriated Funds	0	0	0	0	0
Federal Funds	3,039,344	3,266,552	3,592,476	3,677,532	3,677,532

JBC Staff Figure Setting - FY 2024-25
Staff Working Document - Does Not Represent Committee Decision

	FY 2021-22 Actual	FY 2022-23 Actual	FY 2023-24 Appropriation	FY 2024-25 Request	FY 2024-25 Recommendation
--	----------------------	----------------------	-----------------------------	-----------------------	------------------------------

(3) ENERGY AND CARBON MANAGEMENT COMMISSION

Program Costs	<u>12,503,530</u>	<u>13,812,624</u>	<u>21,724,052</u>	<u>21,259,997</u>	<u>21,237,787</u> *
FTE	124.3	127.8	197.7	197.6	197.6
General Fund	0	0	0	0	0
Cash Funds	12,503,530	13,812,624	21,724,052	21,259,997	21,237,787
Reappropriated Funds	0	0	0	0	0
Federal Funds	0	0	0	0	0
Underground Injection Program	<u>85,080</u>	<u>204,941</u>	<u>96,559</u>	<u>96,559</u>	<u>96,559</u>
FTE	2.0	2.0	2.0	2.0	2.0
General Fund	0	0	0	0	0
Cash Funds	0	0	0	0	0
Reappropriated Funds	0	0	0	0	0
Federal Funds	85,080	204,941	96,559	96,559	96,559
Plugging and Reclaiming Abandoned Wells	<u>4,899,395</u>	<u>2,801,972</u>	<u>0</u>	<u>0</u>	<u>0</u>
General Fund	0	0	0	0	0
Cash Funds	4,899,395	2,801,972	0	0	0
Reappropriated Funds	0	0	0	0	0
Federal Funds	0	0	0	0	0
Orphaned Wells Cash Fund	<u>0</u>	<u>0</u>	<u>9,500,000</u>	<u>9,500,000</u>	<u>9,500,000</u>
Cash Funds	0	0	9,500,000	9,500,000	9,500,000

*Includes a decision item

JBC Staff Figure Setting - FY 2024-25
Staff Working Document - Does Not Represent Committee Decision

	FY 2021-22 Actual	FY 2022-23 Actual	FY 2023-24 Appropriation	FY 2024-25 Request	FY 2024-25 Recommendation
Environmental Assistance and Complaint Resolution	<u>210,729</u>	<u>248,846</u>	<u>312,033</u>	<u>312,033</u>	<u>312,033</u>
General Fund	0	0	0	0	0
Cash Funds	210,729	248,846	312,033	312,033	312,033
Reappropriated Funds	0	0	0	0	0
Federal Funds	0	0	0	0	0
Emergency Response	<u>0</u>	<u>0</u>	<u>150,000</u>	<u>150,000</u>	<u>150,000</u>
General Fund	0	0	0	0	0
Cash Funds	0	0	150,000	150,000	150,000
Reappropriated Funds	0	0	0	0	0
Federal Funds	0	0	0	0	0
Special Environmental Protection and Mitigation					
Studies	<u>80,010</u>	<u>77,793</u>	<u>325,000</u>	<u>325,000</u>	<u>325,000</u>
General Fund	0	0	0	0	0
Cash Funds	80,010	77,793	325,000	325,000	325,000
Reappropriated Funds	0	0	0	0	0
Federal Funds	0	0	0	0	0
Indirect Cost Assessment	<u>614,213</u>	<u>786,789</u>	<u>713,230</u>	<u>847,479</u>	<u>847,479</u> *
General Fund	0	0	0	0	0
Cash Funds	604,293	665,139	709,661	791,348	791,348
Reappropriated Funds	0	0	0	0	0
Federal Funds	9,920	121,650	3,569	56,131	56,131
Orphaned Well Mitigation Enterprise	<u>0</u>	<u>390,592</u>	<u>0</u>	<u>0</u>	<u>0</u>
Cash Funds	0	390,592	0	0	0

*Includes a decision item

JBC Staff Figure Setting - FY 2024-25
Staff Working Document - Does Not Represent Committee Decision

	FY 2021-22 Actual	FY 2022-23 Actual	FY 2023-24 Appropriation	FY 2024-25 Request	FY 2024-25 Recommendation
TOTAL - (3) Energy and Carbon Management					
Commission	18,392,957	18,323,557	32,820,874	32,491,068	32,468,858
<i>FTE</i>	<u>126.3</u>	<u>129.8</u>	<u>199.7</u>	<u>199.6</u>	<u>199.6</u>
General Fund	0	0	0	0	0
Cash Funds	18,297,957	17,996,966	32,720,746	32,338,378	32,316,168
Reappropriated Funds	0	0	0	0	0
Federal Funds	95,000	326,591	100,128	152,690	152,690

JBC Staff Figure Setting - FY 2024-25
Staff Working Document - Does Not Represent Committee Decision

	FY 2021-22 Actual	FY 2022-23 Actual	FY 2023-24 Appropriation	FY 2024-25 Request	FY 2024-25 Recommendation
(4) STATE BOARD OF LAND COMMISSIONERS					
Program Costs	<u>4,891,819</u>	<u>5,104,537</u>	<u>5,322,040</u>	<u>5,963,822</u>	<u>5,950,490</u> *
FTE	39.3	40.0	44.0	48.6	48.6
General Fund	0	0	0	0	0
Cash Funds	4,891,819	5,104,537	5,322,040	5,963,822	5,950,490
Reappropriated Funds	0	0	0	0	0
Federal Funds	0	0	0	0	0
Public Access Program Damage and Enhancement Costs	<u>162,408</u>	<u>150,583</u>	<u>225,000</u>	<u>225,000</u>	<u>225,000</u>
General Fund	0	0	0	0	0
Cash Funds	0	0	0	0	0
Reappropriated Funds	162,408	150,583	225,000	225,000	225,000
Federal Funds	0	0	0	0	0
Indirect Cost Assessment	<u>225,712</u>	<u>234,500</u>	<u>243,133</u>	<u>283,620</u>	<u>283,620</u> *
General Fund	0	0	0	0	0
Cash Funds	225,712	234,500	243,133	283,620	283,620
Reappropriated Funds	0	0	0	0	0
Federal Funds	0	0	0	0	0
TOTAL - (4) State Board of Land Commissioners	5,279,939	5,489,620	5,790,173	6,472,442	6,459,110
FTE	<u>39.3</u>	<u>40.0</u>	<u>44.0</u>	<u>48.6</u>	<u>48.6</u>
General Fund	0	0	0	0	0
Cash Funds	5,117,531	5,339,037	5,565,173	6,247,442	6,234,110
Reappropriated Funds	162,408	150,583	225,000	225,000	225,000
Federal Funds	0	0	0	0	0

*Includes a decision item

JBC Staff Figure Setting - FY 2024-25
Staff Working Document - Does Not Represent Committee Decision

	FY 2021-22 Actual	FY 2022-23 Actual	FY 2023-24 Appropriation	FY 2024-25 Request	FY 2024-25 Recommendation
--	----------------------	----------------------	-----------------------------	-----------------------	------------------------------

(5) DIVISION OF PARKS AND WILDLIFE

(A) Colorado Parks and Wildlife Operations

State Park Operations	<u>38,997,182</u>	<u>45,895,099</u>	<u>53,694,386</u>	<u>55,715,072</u>	<u>55,715,072</u> *
FTE	290.7	300.1	289.6	297.8	297.8
General Fund	200,625	125,000	125,000	125,000	125,000
Cash Funds	38,762,427	45,744,734	53,124,580	55,145,266	55,145,266
Reappropriated Funds	0	0	0	0	0
Federal Funds	34,130	25,365	444,806	444,806	444,806
Wildlife Operations	<u>84,794,401</u>	<u>95,486,877</u>	<u>113,966,351</u>	<u>124,223,199</u>	<u>124,223,199</u> *
FTE	596.9	606.6	664.6	705.9	705.9
General Fund	1,240,445	1,770,275	2,035,175	2,189,354	2,189,354
Cash Funds	59,349,015	67,645,039	81,931,176	89,033,845	89,033,845
Reappropriated Funds	0	0	0	0	0
Federal Funds	24,204,941	26,071,563	30,000,000	33,000,000	33,000,000
Vendor commissions, fulfillment fees, and credit card fees	<u>10,056,487</u>	<u>10,109,184</u>	<u>14,555,758</u>	<u>14,555,758</u>	<u>14,555,758</u>
General Fund	0	0	0	0	0
Cash Funds	10,056,487	10,109,184	14,555,758	14,555,758	14,555,758
Reappropriated Funds	0	0	0	0	0
Federal Funds	0	0	0	0	0

*Includes a decision item

JBC Staff Figure Setting - FY 2024-25
Staff Working Document - Does Not Represent Committee Decision

	FY 2021-22 Actual	FY 2022-23 Actual	FY 2023-24 Appropriation	FY 2024-25 Request	FY 2024-25 Recommendation
--	----------------------	----------------------	-----------------------------	-----------------------	------------------------------

SUBTOTAL - (A) Colorado Parks and Wildlife					
Operations	133,848,070	151,491,160	182,216,495	194,494,029	194,494,029
<i>FTE</i>	<u>887.6</u>	<u>906.7</u>	<u>954.2</u>	<u>1,003.7</u>	<u>1,003.7</u>
General Fund	1,441,070	1,895,275	2,160,175	2,314,354	2,314,354
Cash Funds	108,167,929	123,498,957	149,611,514	158,734,869	158,734,869
Reappropriated Funds	0	0	0	0	0
Federal Funds	24,239,071	26,096,928	30,444,806	33,444,806	33,444,806

(B) Special Purpose

Snowmobile Program	<u>920,511</u>	<u>988,816</u>	<u>1,029,520</u>	<u>1,037,031</u>	<u>1,037,031</u>
FTE	1.6	1.5	1.3	1.3	1.3
General Fund	0	0	0	0	0
Cash Funds	920,511	988,816	1,029,520	1,037,031	1,037,031
Reappropriated Funds	0	0	0	0	0
Federal Funds	0	0	0	0	0

JBC Staff Figure Setting - FY 2024-25
Staff Working Document - Does Not Represent Committee Decision

	FY 2021-22 Actual	FY 2022-23 Actual	FY 2023-24 Appropriation	FY 2024-25 Request	FY 2024-25 Recommendation
River Outfitters Regulation	<u>92,967</u>	<u>154,735</u>	<u>150,863</u>	<u>151,451</u>	<u>151,451</u>
FTE	0.5	0.5	0.5	0.5	0.5
General Fund	0	0	0	0	0
Cash Funds	92,967	154,735	150,863	151,451	151,451
Reappropriated Funds	0	0	0	0	0
Federal Funds	0	0	0	0	0
Off-highway Vehicle Program	<u>377,920</u>	<u>399,346</u>	<u>600,084</u>	<u>615,396</u>	<u>615,396</u>
FTE	3.0	2.7	3.0	3.0	3.0
General Fund	0	0	0	0	0
Cash Funds	377,920	399,346	600,084	615,396	615,396
Reappropriated Funds	0	0	0	0	0
Federal Funds	0	0	0	0	0
Off-highway Vehicle Grants	<u>4,211,608</u>	<u>5,306,023</u>	<u>6,000,000</u>	<u>6,000,000</u>	<u>6,000,000</u>
General Fund	0	0	0	0	0
Cash Funds	4,211,608	5,306,023	6,000,000	6,000,000	6,000,000
Reappropriated Funds	0	0	0	0	0
Federal Funds	0	0	0	0	0
Stores Revolving Fund	<u>1,446,990</u>	<u>1,096,761</u>	<u>200,000</u>	<u>200,000</u>	<u>200,000</u>
General Fund	0	0	0	0	0
Cash Funds	1,446,990	1,096,761	200,000	200,000	200,000
Reappropriated Funds	0	0	0	0	0
Federal Funds	0	0	0	0	0

JBC Staff Figure Setting - FY 2024-25
Staff Working Document - Does Not Represent Committee Decision

	FY 2021-22 Actual	FY 2022-23 Actual	FY 2023-24 Appropriation	FY 2024-25 Request	FY 2024-25 Recommendation
Information Technology	<u>1,951,458</u>	<u>2,251,540</u>	<u>2,605,016</u>	<u>2,605,016</u>	<u>2,605,016</u>
General Fund	0	0	0	0	0
Cash Funds	1,951,458	2,251,540	2,605,016	2,605,016	2,605,016
Reappropriated Funds	0	0	0	0	0
Federal Funds	0	0	0	0	0
Appropriation to Aquatic Nuisance Species Fund	<u>4,006,005</u>	<u>4,006,005</u>	<u>4,006,005</u>	<u>4,006,005</u>	<u>4,006,005</u>
General Fund	0	0	0	0	0
Cash Funds	4,006,005	4,006,005	4,006,005	4,006,005	4,006,005
Reappropriated Funds	0	0	0	0	0
Federal Funds	0	0	0	0	0
Game Damage Claims and Prevention	<u>1,157,561</u>	<u>1,242,049</u>	<u>1,282,500</u>	<u>1,282,500</u>	<u>1,282,500</u>
General Fund	0	0	0	0	0
Cash Funds	1,157,561	1,242,049	1,282,500	1,282,500	1,282,500
Reappropriated Funds	0	0	0	0	0
Federal Funds	0	0	0	0	0
Habitat Partnership Program	<u>2,556,231</u>	<u>4,417,876</u>	<u>0</u>	<u>0</u>	<u>0</u>
FTE	5.5	0.0	0.0	0.0	0.0
General Fund	0	0	0	0	0
Cash Funds	2,556,231	4,417,876	0	0	0
Reappropriated Funds	0	0	0	0	0
Federal Funds	0	0	0	0	0

JBC Staff Figure Setting - FY 2024-25
Staff Working Document - Does Not Represent Committee Decision

	FY 2021-22 Actual	FY 2022-23 Actual	FY 2023-24 Appropriation	FY 2024-25 Request	FY 2024-25 Recommendation
Grants and Habitat Partnerships	<u>940,848</u>	<u>1,185,893</u>	<u>2,375,000</u>	<u>2,375,000</u>	<u>2,375,000</u>
General Fund	0	0	0	0	0
Cash Funds	940,848	1,185,893	2,375,000	2,375,000	2,375,000
Reappropriated Funds	0	0	0	0	0
Federal Funds	0	0	0	0	0
Outdoor Equity Grant Program	<u>14,047</u>	<u>349,934</u>	<u>2,782,482</u>	<u>2,986,407</u>	<u>2,986,407</u>
FTE	0.0	1.0	1.0	1.0	1.0
General Fund	0	0	0	0	0
Cash Funds	14,047	349,934	2,782,482	2,986,407	2,986,407
Reappropriated Funds	0	0	0	0	0
Federal Funds	0	0	0	0	0
Asset Maintenance and Repairs	<u>4,799,704</u>	<u>9,075,010</u>	<u>10,100,000</u>	<u>10,100,000</u>	<u>10,100,000</u>
General Fund	0	0	0	0	0
Cash Funds	4,799,704	9,075,010	10,100,000	10,100,000	10,100,000
Reappropriated Funds	0	0	0	0	0
Federal Funds	0	0	0	0	0
Annual Depreciation-lease Equivalent Payment	<u>431,051</u>	<u>375,116</u>	<u>402,265</u>	<u>0</u>	<u>0</u> *
General Fund	0	0	0	0	0
Cash Funds	431,051	375,116	402,265	0	0
Reappropriated Funds	0	0	0	0	0
Federal Funds	0	0	0	0	0

*Includes a decision item

JBC Staff Figure Setting - FY 2024-25
Staff Working Document - Does Not Represent Committee Decision

	FY 2021-22 Actual	FY 2022-23 Actual	FY 2023-24 Appropriation	FY 2024-25 Request	FY 2024-25 Recommendation
Beaver Park Dam Repayment	<u>333,333</u>	<u>333,333</u>	<u>333,334</u>	<u>333,334</u>	<u>333,334</u>
General Fund	0	0	0	0	0
Cash Funds	333,333	333,333	333,334	333,334	333,334
Reappropriated Funds	0	0	0	0	0
Federal Funds	0	0	0	0	0
Chatfield Reallocation Project Loan Repayment	<u>276,699</u>	<u>276,699</u>	<u>276,700</u>	<u>276,700</u>	<u>276,700</u>
General Fund	0	0	0	0	0
Cash Funds	276,699	276,699	276,700	276,700	276,700
Reappropriated Funds	0	0	0	0	0
Federal Funds	0	0	0	0	0
CWCB Projects Bill	<u>0</u>	<u>0</u>	<u>8,000,000</u>	<u>0</u>	<u>0</u>
Cash Funds	0	0	8,000,000	0	0
Indirect Cost Assessment	<u>8,350,107</u>	<u>8,214,804</u>	<u>4,958,128</u>	<u>5,600,545</u>	<u>5,600,545</u> *
General Fund	0	0	0	0	0
Cash Funds	3,819,721	4,066,425	4,250,940	4,917,434	4,917,434
Reappropriated Funds	0	0	0	0	0
Federal Funds	4,530,386	4,148,379	707,188	683,111	683,111
Federal Grants	<u>1,306,718</u>	<u>1,265,789</u>	<u>0</u>	<u>0</u>	<u>0</u>
General Fund	0	0	0	0	0
Cash Funds	0	0	0	0	0
Reappropriated Funds	0	0	0	0	0
Federal Funds	1,306,718	1,265,789	0	0	0

*Includes a decision item

JBC Staff Figure Setting - FY 2024-25
Staff Working Document - Does Not Represent Committee Decision

	FY 2021-22 Actual	FY 2022-23 Actual	FY 2023-24 Appropriation	FY 2024-25 Request	FY 2024-25 Recommendation
Trails Grants	<u>6,696,462</u>	<u>8,294,354</u>	<u>0</u>	<u>0</u>	<u>0</u>
General Fund	0	0	0	0	0
Cash Funds	3,379,855	3,548,997	0	0	0
Reappropriated Funds	0	0	0	0	0
Federal Funds	3,316,607	4,745,357	0	0	0
Aquatic Nuisance Species Program	<u>2,554,395</u>	<u>4,721,050</u>	<u>0</u>	<u>0</u>	<u>0</u>
FTE	4.0	0.0	0.0	0.0	0.0
General Fund	0	0	0	0	0
Cash Funds	2,554,395	4,721,050	0	0	0
Reappropriated Funds	0	0	0	0	0
Federal Funds	0	0	0	0	0
SUBTOTAL - (B) Special Purpose	42,424,615	53,955,133	45,101,897	37,569,385	37,569,385
FTE	<u>14.6</u>	<u>5.7</u>	<u>5.8</u>	<u>5.8</u>	<u>5.8</u>
General Fund	0	0	0	0	0
Cash Funds	33,270,904	43,795,608	44,394,709	36,886,274	36,886,274
Reappropriated Funds	0	0	0	0	0
Federal Funds	9,153,711	10,159,525	707,188	683,111	683,111
TOTAL - (5) Division of Parks and Wildlife	176,272,685	205,446,293	227,318,392	232,063,414	232,063,414
FTE	<u>902.2</u>	<u>912.4</u>	<u>960.0</u>	<u>1,009.5</u>	<u>1,009.5</u>
General Fund	1,441,070	1,895,275	2,160,175	2,314,354	2,314,354
Cash Funds	141,438,833	167,294,565	194,006,223	195,621,143	195,621,143
Reappropriated Funds	0	0	0	0	0
Federal Funds	33,392,782	36,256,453	31,151,994	34,127,917	34,127,917

JBC Staff Figure Setting - FY 2024-25
Staff Working Document - Does Not Represent Committee Decision

	FY 2021-22 Actual	FY 2022-23 Actual	FY 2023-24 Appropriation	FY 2024-25 Request	FY 2024-25 Recommendation
--	----------------------	----------------------	-----------------------------	-----------------------	------------------------------

(6) COLORADO WATER CONSERVATION BOARD

(A) Administration

Personal Services	<u>3,435,027</u>	<u>3,834,030</u>	<u>4,625,118</u>	<u>4,945,220</u>	<u>4,945,220</u> *
FTE	29.9	34.7	42.0	42.9	42.9
General Fund	0	0	0	0	0
Cash Funds	3,435,027	3,834,030	4,625,118	4,945,220	4,945,220
Reappropriated Funds	0	0	0	0	0
Federal Funds	0	0	0	0	0
Operating Expenses	<u>532,891</u>	<u>564,128</u>	<u>683,632</u>	<u>645,220</u>	<u>645,220</u> *
General Fund	0	0	0	0	0
Cash Funds	532,891	564,128	683,632	645,220	645,220
Reappropriated Funds	0	0	0	0	0
Federal Funds	0	0	0	0	0
River Decision Support Systems	<u>498,431</u>	<u>511,563</u>	<u>532,770</u>	<u>555,410</u>	<u>555,410</u>
FTE	4.0	4.0	4.0	4.0	4.0
General Fund	0	0	0	0	0
Cash Funds	498,431	511,563	532,770	555,410	555,410
Reappropriated Funds	0	0	0	0	0
Federal Funds	0	0	0	0	0

*Includes a decision item

JBC Staff Figure Setting - FY 2024-25
Staff Working Document - Does Not Represent Committee Decision

	FY 2021-22 Actual	FY 2022-23 Actual	FY 2023-24 Appropriation	FY 2024-25 Request	FY 2024-25 Recommendation
SUBTOTAL - (A) Administration	4,466,349	4,909,721	5,841,520	6,145,850	6,145,850
<i>FTE</i>	<u>33.9</u>	<u>38.7</u>	<u>46.0</u>	<u>46.9</u>	<u>46.9</u>
General Fund	0	0	0	0	0
Cash Funds	4,466,349	4,909,721	5,841,520	6,145,850	6,145,850
Reappropriated Funds	0	0	0	0	0
Federal Funds	0	0	0	0	0

(B) Special Purpose

Intrastate Water Management and Development	<u>256,429</u>	<u>269,650</u>	<u>361,821</u>	<u>361,821</u>	<u>361,821</u>
FTE	0.0	0.0	0.0	0.0	0.0
General Fund	0	0	0	0	0
Cash Funds	256,429	269,650	361,821	361,821	361,821
Reappropriated Funds	0	0	0	0	0
Federal Funds	0	0	0	0	0
 Federal Emergency Management Assistance	 <u>4,909,073</u>	 <u>6,128,804</u>	 <u>515,418</u>	 <u>534,424</u>	 <u>534,424</u>
FTE	3.0	3.2	4.0	4.0	4.0
General Fund	0	0	0	0	0
Cash Funds	10,840	11,779	83,732	83,732	83,732
Reappropriated Funds	0	0	0	0	0
Federal Funds	4,898,233	6,117,025	431,686	450,692	450,692
 Water Conservation Program	 <u>370,310</u>	 <u>360,859</u>	 <u>536,475</u>	 <u>553,234</u>	 <u>553,234</u>
FTE	4.4	3.6	5.0	5.0	5.0
General Fund	0	0	0	0	0
Cash Funds	370,310	360,859	536,475	553,234	553,234
Reappropriated Funds	0	0	0	0	0
Federal Funds	0	0	0	0	0

JBC Staff Figure Setting - FY 2024-25
Staff Working Document - Does Not Represent Committee Decision

	FY 2021-22 Actual	FY 2022-23 Actual	FY 2023-24 Appropriation	FY 2024-25 Request	FY 2024-25 Recommendation
Water Efficiency Grant Program	<u>190,054</u>	<u>307,465</u>	<u>615,575</u>	<u>621,259</u>	<u>621,259</u>
FTE	1.0	1.0	1.0	1.0	1.0
General Fund	0	0	0	0	0
Cash Funds	190,054	307,465	615,575	621,259	621,259
Reappropriated Funds	0	0	0	0	0
Federal Funds	0	0	0	0	0
Severance Tax Fund	<u>1,219,522</u>	<u>1,238,213</u>	<u>1,205,500</u>	<u>1,205,500</u>	<u>1,205,500</u>
General Fund	0	0	0	0	0
Cash Funds	1,219,522	1,238,213	1,205,500	1,205,500	1,205,500
Reappropriated Funds	0	0	0	0	0
Federal Funds	0	0	0	0	0
Interbasin Compacts	<u>478,730</u>	<u>508,989</u>	<u>1,204,392</u>	<u>1,225,403</u>	<u>1,225,403</u>
FTE	3.4	4.0	3.7	3.7	3.7
General Fund	0	0	0	0	0
Cash Funds	478,730	508,989	1,204,392	1,225,403	1,225,403
Reappropriated Funds	0	0	0	0	0
Federal Funds	0	0	0	0	0
Platte River Basin Cooperative Agreement	<u>131,934</u>	<u>220,218</u>	<u>255,712</u>	<u>261,377</u>	<u>261,377</u>
FTE	0.7	1.0	1.0	1.0	1.0
General Fund	0	0	0	0	0
Cash Funds	131,934	220,218	255,712	261,377	261,377
Reappropriated Funds	0	0	0	0	0
Federal Funds	0	0	0	0	0

JBC Staff Figure Setting - FY 2024-25
Staff Working Document - Does Not Represent Committee Decision

	FY 2021-22 Actual	FY 2022-23 Actual	FY 2023-24 Appropriation	FY 2024-25 Request	FY 2024-25 Recommendation
CWCB Projects Bill	<u>10,454,399</u>	<u>12,370,985</u>	<u>86,850,000</u>	<u>0</u>	<u>0</u>
General Fund	0	0	0	0	0
Cash Funds	10,454,399	12,370,985	86,850,000	0	0
Reappropriated Funds	0	0	0	0	0
Federal Funds	0	0	0	0	0
HB22-1151 Turf replacement	<u>0</u>	<u>63,105 0.8</u>	<u>0 0.0</u>	<u>0 0.0</u>	<u>0 0.0</u>
General Fund	0	0	0	0	0
Cash Funds	0	63,105	0	0	0
Reappropriated Funds	0	0	0	0	0
Federal Funds	0	0	0	0	0
Indirect Cost Assessment	<u>650,416</u>	<u>563,454</u>	<u>668,530</u>	<u>752,632</u>	<u>752,632</u> *
General Fund	0	0	0	0	0
Cash Funds	546,680	471,891	531,260	615,362	615,362
Reappropriated Funds	0	0	0	0	0
Federal Funds	103,736	91,563	137,270	137,270	137,270
Colorado Water Plan Implementation	<u>0</u>	<u>4,155,614</u>	<u>0</u>	<u>0</u>	<u>0</u>
General Fund	0	0	0	0	0
Cash Funds	0	4,155,614	0	0	0
Reappropriated Funds	0	0	0	0	0
Federal Funds	0	0	0	0	0

*Includes a decision item

JBC Staff Figure Setting - FY 2024-25
Staff Working Document - Does Not Represent Committee Decision

	FY 2021-22 Actual	FY 2022-23 Actual	FY 2023-24 Appropriation	FY 2024-25 Request	FY 2024-25 Recommendation
HB22-1379 Wildfire Prevention and Watershed					
Restoration	<u>0</u>	<u>1,328,882</u>	<u>0</u>	<u>0</u>	<u>0</u>
General Fund	0	0	0	0	0
Cash Funds	0	0	0	0	0
Reappropriated Funds	0	0	0	0	0
Federal Funds	0	1,328,882	0	0	0
Weather Modification	<u>6,800</u>	<u>7,775</u>	<u>0</u>	<u>0</u>	<u>0</u>
General Fund	0	0	0	0	0
Cash Funds	6,800	7,775	0	0	0
Reappropriated Funds	0	0	0	0	0
Federal Funds	0	0	0	0	0
Colorado Watershed Protection Fund	<u>127,802</u>	<u>85,842</u>	<u>0</u>	<u>0</u>	<u>0</u>
General Fund	0	0	0	0	0
Cash Funds	127,802	85,842	0	0	0
Reappropriated Funds	0	0	0	0	0
Federal Funds	0	0	0	0	0
Watershed Restoration Stimulus	<u>10,119,319</u>	<u>10,009,502</u>	<u>0</u>	<u>0</u>	<u>0</u>
General Fund	0	0	0	0	0
Cash Funds	10,119,319	10,009,502	0	0	0
Reappropriated Funds	0	0	0	0	0
Federal Funds	0	0	0	0	0

JBC Staff Figure Setting - FY 2024-25
Staff Working Document - Does Not Represent Committee Decision

	FY 2021-22 Actual	FY 2022-23 Actual	FY 2023-24 Appropriation	FY 2024-25 Request	FY 2024-25 Recommendation
Finance grant making	<u>6,536,821</u>	<u>0</u>	<u>0</u>	<u>0</u>	<u>0</u>
General Fund	6,536,821	0	0	0	0
Cash Funds	0	0	0	0	0
Reappropriated Funds	0	0	0	0	0
Federal Funds	0	0	0	0	0
H.B. 21-1260 General Fund State Water Plan	<u>654,985</u>	<u>0</u>	<u>0</u>	<u>0</u>	<u>0</u>
General Fund	0	0	0	0	0
Cash Funds	654,985	0	0	0	0
Reappropriated Funds	0	0	0	0	0
Federal Funds	0	0	0	0	0
SUBTOTAL - (B) Special Purpose	36,106,594	37,619,357	92,213,423	5,515,650	5,515,650
<i>FTE</i>	<u>12.5</u>	<u>13.6</u>	<u>14.7</u>	<u>14.7</u>	<u>14.7</u>
General Fund	6,536,821	0	0	0	0
Cash Funds	24,567,804	30,081,887	91,644,467	4,927,688	4,927,688
Reappropriated Funds	0	0	0	0	0
Federal Funds	5,001,969	7,537,470	568,956	587,962	587,962
TOTAL - (6) Colorado Water Conservation Board	40,572,943	42,529,078	98,054,943	11,661,500	11,661,500
<i>FTE</i>	<u>46.4</u>	<u>52.3</u>	<u>60.7</u>	<u>61.6</u>	<u>61.6</u>
General Fund	6,536,821	0	0	0	0
Cash Funds	29,034,153	34,991,608	97,485,987	11,073,538	11,073,538
Reappropriated Funds	0	0	0	0	0
Federal Funds	5,001,969	7,537,470	568,956	587,962	587,962

JBC Staff Figure Setting - FY 2024-25
Staff Working Document - Does Not Represent Committee Decision

	FY 2021-22 Actual	FY 2022-23 Actual	FY 2023-24 Appropriation	FY 2024-25 Request	FY 2024-25 Recommendation
--	----------------------	----------------------	-----------------------------	-----------------------	------------------------------

(7) DIVISION OF WATER RESOURCES

(A) Division Operations

Water Administration	<u>21,355,303</u>	<u>23,985,305</u>	<u>25,639,922</u>	<u>27,023,055</u>	<u>27,023,055</u> *
FTE	225.6	233.3	257.9	261.3	261.3
General Fund	21,417,260	23,551,382	24,847,637	26,215,708	26,215,708
Cash Funds	(61,957)	433,923	785,254	800,316	800,316
Reappropriated Funds	0	0	7,031	7,031	7,031
Federal Funds	0	0	0	0	0
Well Inspection	<u>337,820</u>	<u>292,491</u>	<u>379,038</u>	<u>379,038</u>	<u>379,038</u>
FTE	0.0	2.8	3.0	3.0	3.0
General Fund	0	0	0	0	0
Cash Funds	337,820	292,491	379,038	379,038	379,038
Reappropriated Funds	0	0	0	0	0
Federal Funds	0	0	0	0	0
Satellite Monitoring System	<u>503,488</u>	<u>536,022</u>	<u>575,204</u>	<u>575,204</u>	<u>575,204</u>
FTE	1.0	1.0	2.0	2.0	2.0
General Fund	164,802	181,417	194,968	194,968	194,968
Cash Funds	338,686	354,605	380,236	380,236	380,236
Reappropriated Funds	0	0	0	0	0
Federal Funds	0	0	0	0	0

*Includes a decision item

JBC Staff Figure Setting - FY 2024-25
Staff Working Document - Does Not Represent Committee Decision

	FY 2021-22 Actual	FY 2022-23 Actual	FY 2023-24 Appropriation	FY 2024-25 Request	FY 2024-25 Recommendation
Federal Grants	<u>147,081</u>	<u>720,352</u>	<u>230,000</u>	<u>230,000</u>	<u>230,000</u>
FTE	0.0	0.0	0.0	0.0	0.0
General Fund	0	0	0	0	0
Cash Funds	0	0	0	0	0
Reappropriated Funds	0	0	0	0	0
Federal Funds	147,081	720,352	230,000	230,000	230,000
River Decision Support Systems	<u>212,409</u>	<u>204,151</u>	<u>212,467</u>	<u>212,467</u>	<u>212,467</u>
FTE	0.0	1.6	2.0	2.0	2.0
General Fund	0	0	0	0	0
Cash Funds	212,409	204,151	212,467	212,467	212,467
Reappropriated Funds	0	0	0	0	0
Federal Funds	0	0	0	0	0
SUBTOTAL - (A) Division Operations	22,556,101	25,738,321	27,036,631	28,419,764	28,419,764
FTE	<u>226.6</u>	<u>238.7</u>	<u>264.9</u>	<u>268.3</u>	<u>268.3</u>
General Fund	21,582,062	23,732,799	25,042,605	26,410,676	26,410,676
Cash Funds	826,958	1,285,170	1,756,995	1,772,057	1,772,057
Reappropriated Funds	0	0	7,031	7,031	7,031
Federal Funds	147,081	720,352	230,000	230,000	230,000

(B) Special Purpose

Dam Emergency Repair	<u>0</u>	<u>0</u>	<u>50,000</u>	<u>50,000</u>	<u>50,000</u>
General Fund	0	0	0	0	0
Cash Funds	0	0	50,000	50,000	50,000
Reappropriated Funds	0	0	0	0	0
Federal Funds	0	0	0	0	0

JBC Staff Figure Setting - FY 2024-25
Staff Working Document - Does Not Represent Committee Decision

	FY 2021-22 Actual	FY 2022-23 Actual	FY 2023-24 Appropriation	FY 2024-25 Request	FY 2024-25 Recommendation
Indirect Cost Assessment	<u>27,871</u>	<u>31,076</u>	<u>33,885</u>	<u>55,969</u>	<u>55,969</u> *
General Fund	0	0	0	0	0
Cash Funds	26,059	26,329	32,452	30,518	30,518
Reappropriated Funds	0	0	0	0	0
Federal Funds	1,812	4,747	1,433	25,451	25,451
CWCB Projects Bill	<u>545,559</u>	<u>420,791</u>	<u>2,180,000</u>	<u>0</u>	<u>0</u>
General Fund	0	0	0	0	0
Cash Funds	545,559	420,791	2,180,000	0	0
Reappropriated Funds	0	0	0	0	0
Federal Funds	0	0	0	0	0
SUBTOTAL - (B) Special Purpose	573,430	451,867	2,263,885	105,969	105,969
FTE	<u>0.0</u>	<u>0.0</u>	<u>0.0</u>	<u>0.0</u>	<u>0.0</u>
General Fund	0	0	0	0	0
Cash Funds	571,618	447,120	2,262,452	80,518	80,518
Reappropriated Funds	0	0	0	0	0
Federal Funds	1,812	4,747	1,433	25,451	25,451
TOTAL - (7) Division of Water Resources	23,129,531	26,190,188	29,300,516	28,525,733	28,525,733
FTE	<u>226.6</u>	<u>238.7</u>	<u>264.9</u>	<u>268.3</u>	<u>268.3</u>
General Fund	21,582,062	23,732,799	25,042,605	26,410,676	26,410,676
Cash Funds	1,398,576	1,732,290	4,019,447	1,852,575	1,852,575
Reappropriated Funds	0	0	7,031	7,031	7,031
Federal Funds	148,893	725,099	231,433	255,451	255,451

JBC Staff Figure Setting - FY 2024-25
Staff Working Document - Does Not Represent Committee Decision

	FY 2021-22 Actual	FY 2022-23 Actual	FY 2023-24 Appropriation	FY 2024-25 Request	FY 2024-25 Recommendation
TOTAL - Department of Natural Resources	352,956,436	397,480,231	511,312,188	443,003,723	442,612,926
<i>FTE</i>	<u>1,441.4</u>	<u>1,476.0</u>	<u>1,672.4</u>	<u>1,730.3</u>	<u>1,730.3</u>
General Fund	41,225,189	37,498,262	42,593,230	45,686,757	45,606,540
Cash Funds	262,310,087	303,841,005	423,030,798	347,551,236	347,254,838
Reappropriated Funds	7,197,930	7,515,241	8,391,121	9,325,923	9,307,799
Federal Funds	42,223,230	48,625,723	37,297,039	40,439,807	40,443,749